

**SADHU VASWANI INTERNATIONAL SCHOOL FOR GIRLS
SHANTI NIKETAN NEW DELHI – 21**

**K.G BULLETIN
APRIL AND MAY 2026**


Dear Parents,

We are pleased to send you the first monthly bulletin of K .G for the new Academic Session 2026-27.


TOPIC- SHAPES & COLOURS

SHAPES: Introduction of different shapes and relating them with things around us.



CIRCLE



SQUARE



TRIANGLE




“EARLY CHILDHOOD IS THE KEY TO THE BETTERMENT OF SOCIETY ” – MARIA MONTESSORI

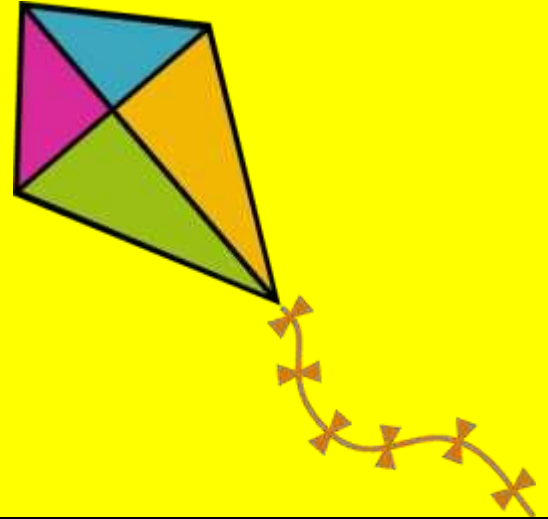

RECTANGLE



OVAL



DIAMOND



COLOURS : Introduction of colours by showing objects of different colours.

RED



YELLOW



BLUE

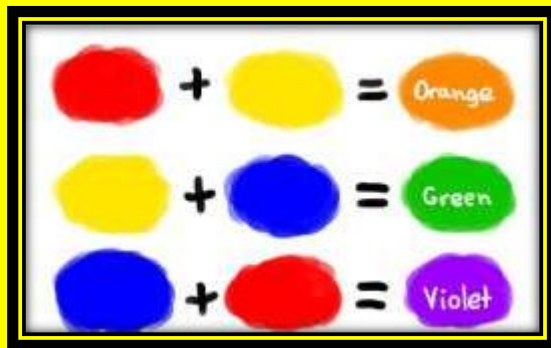


GREEN




Introduction of secondary colours by mixing of primary colours.

Experiments – Students will gain hands-on experience by mixing colours, for example ,combining red and yellow creates orange. This activity will help them learn through practical experience.



COGNITIVE SKILLS : Identification of secondary colours



EXPERIENTIAL LEARNING – USE OF COLOUR TABLETS FOR SECONDARY COLOURS

IDENTIFICATION OF DIFFERENT SHAPES (CRAFT ACTIVITY) –
The students will try to create some picture with the given
cutouts of different shapes .



ACTIVITY- 'I am a chef' -The students will prepare a
sandwich using circle shape cucumber and tomatoes and
square shape bread slice.



LANGUAGE SKILL: LISTENING AND SPEAKING SKILLS

CONVERSATION TOPICS -

- **Personal Hygiene**
- **Myself**
- **Summer Season**

Conversation and different activities related to these topics will be done.

Personal Hygiene

Different ways and importance of being hygienic will be discussed. Like –

- **Brushing the teeth twice a day**
- **Washing and combing the hair properly.**
- **Taking bath every day.**
- **Washing the hands before and after meal.**
- **Cutting the nails regularly.**
- **Wearing neat and tidy clothes**

Real objects related to personal hygiene will be shown to the kids.



Myself

Children will learn to introduce themselves by using small sentences like –

- My name is _____ .
- I am a _____ .
- I am _____ years old.
- I study in K.G _____ .
- My favourite colour is _____ .
- I like to eat _____ .
- My eyes are _____ in colour.
- My hair are _____ in colour.
- I like to _____
- I can _____ (jump/run/dance/sing)
- I keep my room tidy.
- I keep my toys and books in the right place.
- I am learning to arrange my bag for school.



Summer Season

Type of clothes – Should wear light coloured and cotton clothes

Summer fruits – Should relish summer fruits like juicy mangoes and watermelon.



Suggested Indoor activities

As it is very hot in summers, the children should avoid going out during this weather. There are many activities they can be engaged in. Like drawing, colouring, clay moulding , reading , playing chess, ludo, snakes and ladder, block building and many more.



Vocabulary building- These conversation topics will help them to enhance their vocabulary. New words like- summer, juicy, indoor, hygiene etc.

WORD OF THE DAY is also introduced to the students. The meaning is discussed and small sentences are also framed using the word .
(This daily activity will help the students to learn new words and will further build the vocabulary)

STORY TIME


The story will be done through puppet show.

THE FOX AND THE GRAPES

Once, a fox was very hungry. He searched for food. At last he saw a bunch of grapes hanging from a grapevine.

His mouth started watering. He wanted to eat the grapes. So, he jumped and jumped, but in vain. He could not reach the grapes. So, the fox went away saying, "Those grapes are sour."

Moral: It is easy to hate what you cannot have.



Stories

THE IMPORTANCE OF DENTAL HYGIENE

<https://www.youtube.com/watch?v=YLuaHCbtXW4>

Cussly in the Playground –

<https://www.youtube.com/watch?v=fs8hSTwJVO4>

RECITATION- RHYMES RELATED TO THE TOPIC


I LOVE THE EARTH

I love the Earth,
And everything that lives.
I love the plants,
And the beauty each gives.
I love the animals
And the fish in the sea.
For I am a part of Mother Earth,
And it's a part of me.



SHAPES

A ring is a circle,
A circle is round
In the sun, a ball and a wheel it is
found
A square has four sides
A triangle has three
A brinjal is oval
And is good for me.



SHARING

I had a box of crayons, All shiny, straight and
new. I lent a friend one crayon,
And--oops--it broke in two!
My friend said she was sorry, But I said "I don't care,
'cause now we both can color with one crayon--we can share .



ALL ABOUT ME

**Eight little fingers standing up tall,
Two little ears to hear mummy call;
One little nose that I can blow,
Ten little toes standing in a row.**

**Two little thumbs that wiggle up and
down;**

Two little feet to stamp the ground;

Eyes to see, hands to clap

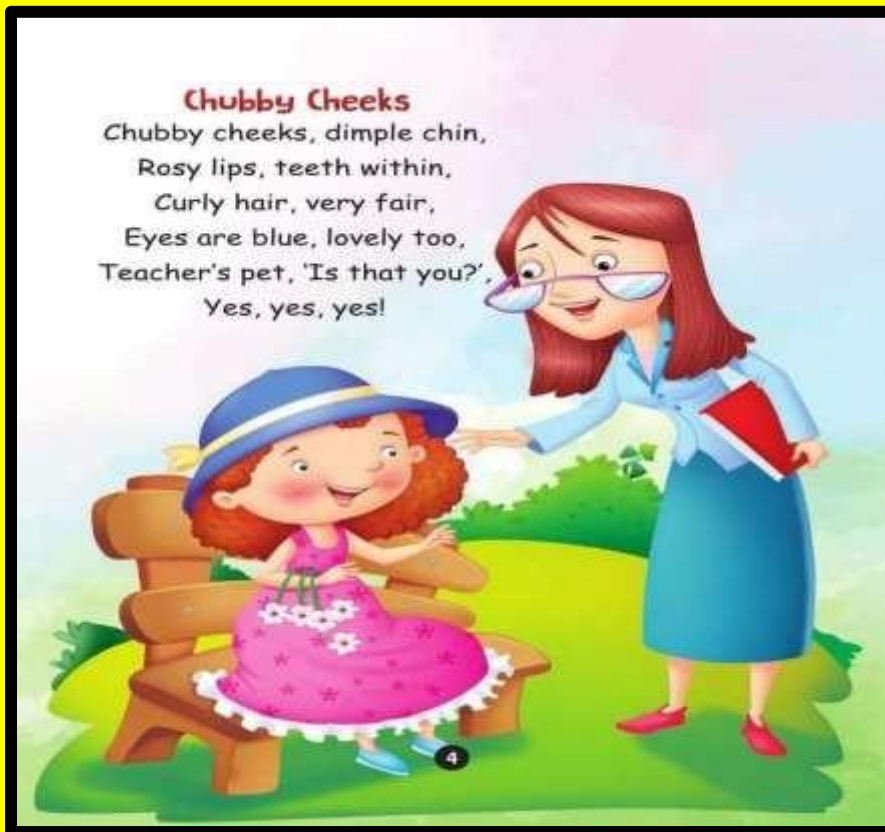
Oh ! What a fun it is to be just me .



BRUSH, BRUSH, BRUSH YOUR TEETH



CHUBBY CHEEKS



Chubby Cheeks
Chubby cheeks, dimple chin,
Rosy lips, teeth within,
Curly hair, very fair,
Eyes are blue, lovely too,
Teacher's pet, 'Is that you?',
Yes, yes, yes!

LISTENING SKILLS:

Students will be able to listen and differentiate the letters on the basis of phonic sounds for e.g. A says ऐ , B says ब

Reading Skills :

- Oral revision of capital letters A.....Z
- Oral revision of letters a... z with stress on phonetics
- Picture reading from the reader book

Writing Skills:

- Written revision of capital letters A... Z
- Practice of few patterns and strokes before writing cursive letters.
- Cursive pattern in notebook -a, b, c, d ,e, f, g, h, i , j, k, l, m



Different activities related to English will be conducted such as:

- SAND TRACING
- SAND LETTER TRACING
- PICTURE MATCHING



हिंदी

- क से थ तक व्यंजनों का मौखिक एवम लिखित अभ्यास ।
- अ से अ : स्वरों की पुनरावृत्ति ।

व्यंजन

क, ख, ग, घ, ङ, च, छ, ज, झ, ञ,
ट, ठ, ड, ढ, ण, त, थ, द, ध, न,
प, फ, ब, भ, म, य, र, ल, व,
श, ष, स, ह, क्ष, त्र, झ

Toy Pedagogy --स्वर रेल - अ,आ स्वरों के डिब्बों को जोड़ कर स्वर रेल बनाइए ।



Maths –

To develop REASONING AND ANALYTICAL THINKING SKILLS

MATHS

- Oral counting 1----- 20
- Written 11----- 20
- Shapes in the notebook.
- Count and Write 10
- Match 1----- 10

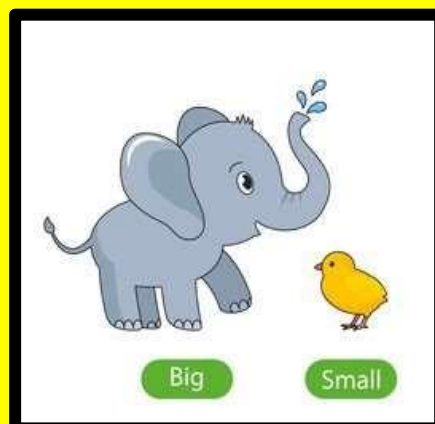
Different activities will be conducted to make the learning fun and interesting.

Playway Method- Hit the ball activity will be conducted for Numbers 11-20.



PRE-NUMBER CONCEPT will be introduced with example

Big- Small



VALUE : Respect your elders

Respect your elders, for their wisdom and experiences guide us through life. Treat them with kindness and honour, as they pave the way for our future.



LIFE-SKILLS: Sharing

The habit of sharing will be inculcated in the students through sharing of things by students while working in a collaborative manner.



FOR PARENTS

- Help your daughter identify capital and small letters from any written material available at home, for example newspaper and magazine. Special attention should be given to phonetic sound.



- As the students are starting with their written work please guide them to follow the correct pattern and write the correct formation of letters in both Hindi and English.
- Recapitulation of the concepts should be done on regular basis.
- Practice cursive strokes and patterns thoroughly.
- Reading should be done on daily basis.
- Motivate your child to converse in English and learn some short stories to enhance speaking skills.
- Practice counting daily using some real objects (example 5 spoons while laying a table).

Ms. Neelam Kalia

K.G. CO-ORDINATOR