



CLASS :V	ANNUAL SYLLABUS SUBJECT – ENGLISH	SESSION:2026-27
-----------------	--	------------------------

TEXTBOOK : English Alive -Collins
GRAMMAR : Grammar Gear- Cambridge

Month/ No. of Days	Chapter No. / Name	Targeted Competencies	Learning Outcomes	Suggested Activities
--------------------	--------------------	-----------------------	-------------------	----------------------

TERM-1

<p>APRIL (22 Days)</p>	<p>Literature Ch-1 How the Kangaroo Got Her Pouch</p> <p>P-1 Kindness</p> <p>Grammar Ch-16 Sentence – Subject, Predicate, Object</p> <p>Ch- 18 Sentences - Simple and Compound</p> <p>Ch-14 Punctuations</p>	<p>Literature Ch-1 -Converse fluently -Comprehend narrated stories -Comprehend the meaning of the story</p> <p>P-1 -Comprehend the meaning of a poem -Discuss meanings of words and developed vocabulary</p> <p>Grammar Ch-16 -Identify subject, predicate and object in given sentences. -Explain sentence parts orally with clarity.</p> <p>Ch-18 -Differentiate between simple and compound sentences. -Combine simple sentences using appropriate conjunctions.</p> <p>Ch-14 -Use appropriate punctuation marks in sentences and short paragraphs.</p>	<p>Literature</p> <ul style="list-style-type: none"> • Students will identify the main idea, characters, and events in the story. • Students will explain the moral/lesson of the story. • Students will pronounce words correctly and read the poem fluently. <p>Grammar</p> <ul style="list-style-type: none"> • Students will identify the subject, predicate, and object in sentences. • Students will distinguish between simple and compound sentences. • Students will combine simple sentences using appropriate conjunctions. • Students will use full stops, commas, question marks, exclamation marks, and capital letters correctly. 	<p><u>IMAGINATIVE WRITING</u></p> <ul style="list-style-type: none"> ➤ Imagine you are the kangaroo. Write a few sentences about how you felt before and after getting your pouch. <p><u>CREATIVE WRITING</u></p> <ul style="list-style-type: none"> ➤ Picture Prompt Story Writing-Look at a given picture (for example, a child standing near a mysterious old house). Imagine what is happening in the picture and write a short story based on it. <p style="text-align: center;"><u>For Assignments please Click</u></p>
-----------------------------------	---	---	---	---

	<p>Writing Story Writing</p> <p>Reading Unseen Passage</p>	<p>Writing -Write a coherent and imaginative story with a clear beginning, middle and end. -Develop a logical sequence of events based on a given outline or prompt.</p> <p>Reading -Read the unseen passage fluently. -Answer comprehension questions accurately in complete sentences.</p>	<p>Writing</p> <ul style="list-style-type: none"> Students will write imaginative stories with a clear beginning, middle, and end. Students will organise events logically in sequence. <p>Reading</p> <ul style="list-style-type: none"> Students will read passages fluently with correct pronunciation and expression. Students will understand the main idea, supporting details, and theme of the passage. 	
<p>MAY (08 Days)</p>	<p>Grammar Ch-5 Articles</p> <p>Ch-13 Prepositions</p>	<p>Grammar Ch-5</p> <p>-Use appropriate articles while speaking and writing. -Differentiate between definite and indefinite articles.</p> <p>Ch-13</p> <p>-Identify appropriate prepositions in sentences. -Use correct prepositions to show time, place and direction.</p>	<p>Grammar</p> <ul style="list-style-type: none"> Students will identify the correct use of articles (a, an, the) in sentences. Students will identify appropriate prepositions in sentences. Students will use prepositions correctly to show time, place, direction, cause, and manner. 	<p>COLLABORATIVE LEARNING</p> <ul style="list-style-type: none"> Students exchange notebooks and check each other's paragraph writing for correct article usage. <p><u>For Assignments please Click</u></p>
	<p>PERIODIC TEST -I</p> <p>(15/05/26)</p>	<p>SYLLABUS:</p> <p>Literature Ch-1 How the Kangaroo Got Her Pouch P-1 Kindness</p> <p>Grammar Ch-16 Sentence – Subject, Predicate, Object</p>		

		<p>Ch- 18 Sentences - Simple and Compound Ch-14 Punctuations Writing Story Writing Reading Unseen Passage</p>		
<p>JULY (25 Days)</p>	<p>Literature Ch-2 Chuskit Goes to School</p> <p>P-2 Underground (Oral Assessment)</p> <p>Grammar Ch-2 Adjectives – Kinds</p> <p>Ch- 3 Adjectives – Degrees of Comparison</p> <p>Ch-4 Formation of Adjectives</p> <p>Writing Notice Writing</p>	<p>Literature Ch-2 -Comprehend narrated stories -Develop phonological awareness -Comprehend the meaning of the story P-2 -Comprehend the meaning of the poem -Describe the basic safety needs and protection of animals</p> <p>Grammar Ch2 -Identify different kinds of adjectives Ch3 -Identify positive, comparative and superlative degrees of adjectives. Ch4 -Identify adjectives formed from nouns and verbs. -Form adjectives using appropriate suffixes (-ful, -less, -ous, -able, etc.).</p> <p>Writing -Draft a formal notice using correct format (heading, date, subject, body and signature). -Present information clearly,</p>	<p>Literature</p> <ul style="list-style-type: none"> Students will identify main characters, events, and the sequence of the story. Students will comprehend the meaning and theme of the poem. Students will read the poem fluently with correct pronunciation and expression. <p>Grammar</p> <ul style="list-style-type: none"> Students will identify different kinds of adjectives (quality, quantity, number, demonstrative, possessive, interrogative). Students will identify positive, comparative, and superlative degrees of adjectives. Students will identify adjectives formed from nouns and verbs. <p>Writing</p> <ul style="list-style-type: none"> Students will draft a formal notice with correct format (heading, date, subject, body, 	<p><u>ORAL ASSESSMENT</u></p> <ul style="list-style-type: none"> Students will recite the poem with proper intonation, rhythm, and expression. <p><u>COMPETENCY BASED</u></p> <ul style="list-style-type: none"> ADJECTIVES HUNT - Students will be asked to pick a paragraph from their literature book and underline adjectives and identify their kinds. <p><u>For Assignments please Click</u></p>

	<p>Reading Unseen Passage</p>	<p>briefly and logically within the prescribed word limit.</p> <p>Reading -Read the unseen passage fluently. -Answer comprehension questions accurately in complete sentences.</p>	<p>signature).</p> <ul style="list-style-type: none"> Students will present information clearly, briefly, and logically within the word limit. <p>Reading</p> <ul style="list-style-type: none"> Students will read passages fluently with correct pronunciation and expression. 	
<p>AUGUST (21 Days)</p>	<p>Literature Ch-3 Trapped</p> <p>Ch -4 Healing the Hills</p> <p>P-3 Awareness about Our Environment (PBA)</p> <p>Grammar Ch-9 Adverbs -Kinds</p> <p>Ch-10 Adverbs-Degrees of Comparison</p> <p>Ch-11 Pronouns- Kinds</p>	<p>Literature Ch-3 -Comprehend narrated stories -Comprehend the meaning of the story</p> <p>Ch-4 -Converse fluently -Use appropriate grammar in the answers</p> <p>P-3 -Comprehend the meaning of the poem</p> <p>Grammar Ch-9 -Identify different kinds of adverbs (manner, time, place, frequency, degree).</p> <p>Ch-10 -Apply rules for forming degrees of comparison accurately.</p> <p>Ch-11 -Identify different kinds of pronouns (personal, possessive, reflexive, demonstrative, interrogative, relative). -Use appropriate pronouns correctly in sentences.</p>	<p>Literature</p> <ul style="list-style-type: none"> Students will identify main characters, events, and sequence of the story. Students will understand the theme and moral of the story <p>Grammar</p> <ul style="list-style-type: none"> Students will identify different kinds of adverbs (manner, time, place, frequency, degree). Students will use adverbs correctly to modify verbs, adjectives, and other adverbs. 	<p><u>CREATIVE PRESENTATION</u></p> <p>➤ POSTER MAKING- Students will make a poster with slogans.</p> <p><u>SITUATION BASED NOTICE WRITING</u></p> <p>➤ Students will be given some real life situations and will be asked to follow the format and frame a notice.</p> <p><u>For Assignments please Click</u></p>

	<p>Writing Notice Writing(contd.)</p> <p>Reading Unseen Passage</p>	<p>Writing -Draft a formal notice using correct format (heading, date, subject, body and signature).</p> <p>Reading -Answer comprehension questions accurately in complete sentences.</p>	<p>Writing</p> <ul style="list-style-type: none"> Students will draft a formal notice with correct format (heading, date, subject, body, signature). <p>Reading</p> <ul style="list-style-type: none"> Students will read passages fluently with correct pronunciation and expression. 	
<p>SEPTEMBER (06 Days)</p>	<p>Literature Ch-5 A Lady who turned into Sweets</p> <p>Grammar Ch-12 Conjunctions</p>	<p>Literature Ch-5 -Comprehend narrated stories -Develop phonological awareness</p> <p>Grammar Ch-12 -Identify coordinating and correlative conjunctions in sentences. -Use appropriate conjunctions to join words, phrases and clauses.</p>	<p>Literature</p> <ul style="list-style-type: none"> Students will identify the main characters, events, and sequence of the story. Students will understand the theme and moral of the story. <p>Grammar</p> <ul style="list-style-type: none"> Students will identify different kinds of conjunctions (coordinating, subordinating, correlative). Students will use conjunctions correctly to connect words, phrases, and clauses. 	<p>VALUE BASED DISCUSSION</p> <ul style="list-style-type: none"> A discussion will take place on the following topics: -What is the difference between liking and greed? -What lesson does the story teach? -Have you ever faced consequences for overindulgence? <p>For Assignments please Click</p>
	<p>MID TERM EXAMINATION</p> <p>(18/09/26)</p>	<p>SYLLABUS:</p> <p>Literature Ch-2 Chuskit Goes to School Ch-3 Trapped P-2 Underground Grammar Ch-2 Adjectives – Kinds Ch- 3 Adjectives – Degrees of Comparison Ch-4 Formation of Adjectives</p>		

		Ch-11 Pronouns- Kinds Writing Notice Writing Reading Unseen Passage		
TERM-II				
OCTOBER (18 Days)	Literature Ch-6 The Wizard of Oz P-4 Paper Boats (Oral Assessment) Grammar Ch-1 Phrases Ch-15 Phrases- Kinds Ch-17 Phrases and Clauses Writing Diary Entry	Literature Ch-6 -Make oral presentations -Comprehend narrated stories -Comprehend the meaning of the story P-4 -Create a variety of artwork -Discuss meanings of words and develop vocabulary Grammar Ch1 -Identify phrases in sentences and understand their function. Ch15 -Use phrases appropriately to make sentences more meaningful. Ch17 -Distinguish phrases from clauses in sentences. -Explain the grammatical function of clauses (independent and dependent). Writing -Write a diary entry in first person with personal thoughts and experiences. -Organise ideas chronologically with clear sequence.	Literature <ul style="list-style-type: none"> • Students will study the story, characters, and key events. • Students will be prepared to read aloud and discuss the poem, including its theme, imagery, and feelings it conveys. Grammar <ul style="list-style-type: none"> • Students will understand what a phrase is and identify phrases in sentences. • Students will learn different types of phrases (noun, verb, adjective, adverb, prepositional). • Students will distinguish between phrases and clauses, and understand independent and dependent clauses. Writing <ul style="list-style-type: none"> • Students will practice writing diary entries with proper format, first-person narration, and expression of feelings or experiences. 	<u>ROLE PLAY</u> <ul style="list-style-type: none"> ➤ Students will be asked to dress up as one of the character from the chapter and enact on it. <u>ORAL ASSESSMENT</u> <ul style="list-style-type: none"> ➤ Students will recite the poem with proper intonation, rhythm, and expression. <p style="text-align: center;"><u>For Assignments please Click</u></p>

	<p>Reading Unseen Poem</p>	<p>Reading -Read the unseen poem fluently with correct pronunciation and expression. -Answer comprehension questions accurately in complete sentences.</p>	<p>Reading</p> <ul style="list-style-type: none"> Students will develop skills to read and interpret a poem you haven't seen before, focusing on meaning, tone, and poetic devices. 	
<p>NOVEMBER (17 Days)</p>	<p>Literature Ch-7 The Happy Prince</p> <p>Grammar Ch-7 The Simple and Continuous Tenses</p> <p>Ch-8 The Perfect Tenses</p> <p>Writing Diary Entry (contd.)</p> <p>Reading Unseen Poem</p>	<p>Literature Ch-7 -Converse fluently -Use appropriate grammar in answers</p> <p>Grammar Ch-7 -Use correct forms of simple and continuous tenses in speaking and writing. -Apply tense rules to maintain time sequence and coherence in text.</p> <p>Ch-8 -Use perfect tenses accurately to describe completed actions in context.</p> <p>Writing -Write a diary entry in first person with personal thoughts and experiences.</p> <p>Reading -Read the unseen poem fluently with correct pronunciation and expression. -Answer comprehension questions accurately in complete sentences.</p>	<p>Literature</p> <ul style="list-style-type: none"> Students will study the story, characters, moral lessons, and key events. <p>Grammar</p> <ul style="list-style-type: none"> Students will learn the forms and uses of simple tenses (past, present, future)continuous and perfect tenses. <p>Writing</p> <ul style="list-style-type: none"> Students will practice writing diary entries with proper format,expression of feelings or experiences. <p>Reading</p> <ul style="list-style-type: none"> Students will develop skills to read and interpret a poem you haven't seen before, focusing on meaning, tone, and poetic devices. 	<p><u>TENSE DICE GAME</u></p> <ul style="list-style-type: none"> A dice will be prepared with tense names and students will roll and form a sentence in that tense. <p><u>EMOTION BASED DIARY ENTRY ACTIVITY</u></p> <ul style="list-style-type: none"> Write a diary entry on one of the following: The happiest day of my life A day I felt very embarrassed When I overcame a fear <p><u>For Assignments please Click</u></p>

<p>DECEMBER (11 Days)</p>	<p>Literature Ch-8 Dressing Up for Space</p> <p>Grammar Ch-6 Modal Verbs Vocabulary</p>	<p>Literature Ch-8 -Make oral presentations -Converse fluently -Use appropriate grammar in answers</p> <p>Grammar Ch-6 -Identify modal verbs and their functions in sentences (ability, possibility, permission, obligation, etc.). Vocabulary -Identify synonyms and antonyms, prefix and suffix of given words in context. -Develop vocabulary by learning new words and their meanings.</p>	<p>Literature</p> <ul style="list-style-type: none"> • Students will study the story, key events, and characters. Understand the theme, sequence of events, and any new vocabulary or ideas introduced. <p>Grammar</p> <ul style="list-style-type: none"> • Students will practice using modal verbs to express ability, possibility, permission, obligation, and advice. • Students will be able to identify synonyms and antonyms for better understanding. 	<p>ART INTEGRATION</p> <ul style="list-style-type: none"> ➤ SPACE SUIT DESIGN Students will be divided into four groups—Space Suit Design, Life in Space, Space Food, and Space Travel—where each group will create related artwork and present their work in a classroom exhibition for everyone to observe and learn from. <p>For Assignments please Click</p>
	<p>PERIODIC TEST-II</p> <p>(05/12/26)</p>	<p>SYLLABUS:</p> <p>Literature Ch-5 A Lady who turned into Sweets P-4 Paper Boats Grammar Ch-7 The Simple and Continuous Tenses Ch-8 The Perfect Tenses Writing Diary Entry Reading Unseen Poem</p>		
<p>JANUARY (16 Days)</p>	<p>Literature P-5 Sailing out to Space</p>	<p>Literature P-5 -Make oral presentations -Develop phonological awareness</p>	<p>Literature</p> <ul style="list-style-type: none"> • Students will be prepared to read aloud, summarize, and discuss the poem. • Focus on its theme, imagery, and feelings expressed by the poet. 	<p>NEWSPAPER ACTIVITY</p> <ul style="list-style-type: none"> ➤ Students will convert headlines into passive voice. <p>PEER REVIEW</p> <ul style="list-style-type: none"> ➤ Students will exchange notebooks and check the proper format, formal tone, clear problem description and logical suggestions.

	<p>Grammar Ch-19 Voice- Active and Passive Ch-20 Direct and Indirect Speech</p> <p>Writing Letter to the Editor</p> <p>Reading Unseen Poem</p>	<p>Grammar Ch-19 -Identify active and passive voice in sentences. -Convert sentences from active to passive voice and vice versa accurately. Ch-20 -Convert sentences from direct to indirect speech and vice versa accurately. -Apply the rules of tense, pronouns, and punctuation correctly while changing speech.</p> <p>Writing -Write a formal letter to the editor with a clear purpose and relevant content. -Organise ideas logically, including introduction, body, and conclusion.</p> <p>Reading -Answer comprehension questions accurately in complete sentences after reading the poem.</p>	<p>Grammar</p> <ul style="list-style-type: none"> Students will practice changing sentences from active to passive and vice versa while maintaining correct tense and meaning. <p>Writing</p> <ul style="list-style-type: none"> Students will practice writing formal letters and focus on format, polite language, clarity, stating opinions or complaints, and providing suggestions. <p>Reading</p> <ul style="list-style-type: none"> Students will develop skills to read and interpret a poem you haven't seen before. Focus on theme, tone, imagery, and literary devices. 	<p>For Assignments please Click</p>
<p>FEBRUARY/ MARCH</p>	<p>Revision for Annual Exam</p>	<p>-Recall ,apply and integrate the language skills and grammar concepts learned throughout the year to read, understand and express ideas clearly in the annual exam.</p>	<ul style="list-style-type: none"> Students will be able to recall and apply the concepts learned during the year to read, comprehend, use correct grammar and vocab in written exam. 	<p>For Assignments please Click</p>
	<p>ANNUAL EXAMINATION</p>	<p>SYLLABUS:</p> <p>Literature Ch-6 The Wizard of Oz</p>		

		Ch-7 The Happy Prince P-5 Sailing out to Space Grammar Ch-19 Voice- Active and Passive Ch-20 Direct and Indirect Speech Writing Letter to the Editor Reading Unseen Poem
--	--	---



Brain International School

Recognised Senior Secondary School, Affiliated to CBSE
Vikas Puri, New Delhi

वार्षिक पाठ्यक्रम

सत्र : 2026-27

कक्षा- पाँच

विषय-हिंदी

मास व दिन	अध्याय का नाम	अपेक्षित दक्षताएँ	सीखने के अपेक्षित प्रतिफल/ उद्देश्य	सुझावित गतिविधियाँ
सत्र 1				
अप्रैल (22 दिन)	पाठ्यपुस्तक-वीणा पाठ-1 किरन (कविता) *पेड़ का जादू (केवल वाचन) पाठ-2 न्याय की कुर्सी (कहानी) व्याकरण संबोध- पाठ-1 भाषा और व्याकरण पाठ-2 वर्ण-विचार ❖ चित्र वर्णन ❖ अपठित गद्यांश	<ul style="list-style-type: none">शुद्ध एवं लयबद्ध वाचन तथा कठिन शब्दों के अर्थ समझना व प्रयोग करना प्रतीकात्मक अर्थ जैसे आशा , नई शुरुआत आदि को समझना व मुख्य संदेश की व्याख्या करना 	<ul style="list-style-type: none">जीवन में आशा का महत्व समझते हैं व सकारात्मक दृष्टिकोण अपना पाएँगे भाषा की बारीकियों पर ध्यान देते हुए अपनी (मौखिक) भाषा गढ़ सकेंगे 	<ul style="list-style-type: none">❖ कला एकीकरण : पाठ का चित्रण पोस्टर के द्वारा किया जाएगा ❖ कल्पना- “यदि मैं एक किरण होता/होती....” पर अपने विचार कक्षा में साझा करेंगे
मई (17 दिन)	आवर्ती परीक्षा-1 (13 मई)	पाठ्यक्रम पाठ्यपुस्तक (वीणा) पाठ-1 किरन पाठ-2 न्याय की कुर्सी व्याकरण संबोध -		

		पाठ - 1 भाषा और व्याकरण रचनात्मक लेखन चित्र-वर्णन अपठित गद्यांश		
	पाठ्यपुस्तक (वीणा) पाठ-3 चाँद का कुरता (कविता) *जागो प्यारे (केवल वाचन)	<ul style="list-style-type: none"> • प्रकृति के प्रति जिज्ञासा बढ़ाना व हास्य आनंद की अनुभूति विकसित करना। • चाँद की घटती-बढ़ती(कलाओं) की समझ विकसित करना। 	<ul style="list-style-type: none"> • चाँद की कलाओं का सरल वर्णन कर सकेंगे। • भावपूर्ण वाचन करते हैं व प्रश्नों के उत्तर पूर्ण वाक्यों में लिखेंगे। • कल्पनाशीलता एवं रचनात्मक अभिव्यक्ति विकसित करेंगे व प्रकृति के प्रति रुचि बढ़ेगी। 	<ul style="list-style-type: none"> ❖ चित्रांकन- चाँद की कलाओं को दर्शाते हुए उसका चित्रांकन करना। <p>For Assignments please Click</p>
जुलाई (25 दिन)	पाठ्यपुस्तक (वीणा) पाठ-4 साइकेन(पाठ) पाठ-5 सुंदरिया (कहानी) व्याकरण संबोध - पाठ-5 संज्ञा पाठ-6 संज्ञा के विकार <ul style="list-style-type: none"> • लिंग • वचन पाठ-12 शब्द-भंडार - पर्यायवाची शब्द (पृष्ठ 94 धरती से शाम तक) अनुच्छेद लेखन पत्र लेखन (अनौपचारिक पत्र)	<ul style="list-style-type: none"> • एकता एवं भाईचारे की भावना व अन्य संस्कृतियों के प्रति सम्मान जाग्रत करना। • पशुओं के प्रति संवेदनशीलता व घटनाओं का क्रमबद्ध वर्णन करना। 	<ul style="list-style-type: none"> • राष्ट्रीय एकता की भावना विकसित होती है व साइकेन पर्व की विशेषताएँ लिख सकेंगे। • पशु-मानव संबंधी जैसे विषय पर अपनी राय व्यक्त कर पाएँगे व कहानी में घटित घटनाओं को क्रमबद्ध तरीके से व्यवस्थित करेंगे। 	<ul style="list-style-type: none"> ❖ अनुच्छेद - 'त्योहारों का महत्व' विषय पर अनुच्छेद लिखना। ❖ पोस्टर - "पानी बचाओ, त्योहार खुशी से मनाओ" विषय पर पोस्टर बनाना। <p>For Assignments please Click</p>

<p>अगस्त (21 दिन)</p>	<p>पाठ्यपुस्तक (वीणा) पाठ-6 चतुर चित्रकार (कविता) (कविता का मौखिक मूल्यांकन) पाठ-7 मेरा बचपन (संस्मरण) व्याकरण संबोध - पाठ-7 सर्वनाम (भेद सहित) पाठ-8 विशेषण (भेद रहित) पाठ-9 क्रिया (भेद रहित) पाठ-12 शब्द भंडार- विलोम शब्द (पृष्ठ 99- मानव से खूबसूरत तक) पाठ-12 शब्द भंडार- श्रुतिसमभिन्नार्थक शब्द (पृष्ठ 103- अनल से उपर्युक्त तक) अनुच्छेद लेखन पत्र लेखन (अनौपचारिक पत्र)</p>	<ul style="list-style-type: none"> • पात्र के व्यवहार जैसे चित्रकार की चतुराई पर सोच-विचार कर अपनी राय बताना और उसकी सीख निकालना । • कविता को ध्यानपूर्वक पढ़कर उसके मुख्य घटनाक्रम और पात्र का उद्देश्य समझना । • बचपन के अनुभवों , देसी खेलों जैसे गुल्ली-डंडा,रामलीला आदि के प्रति लेखक की भावनाओं को समझना । 	<ul style="list-style-type: none"> • चित्रकार और शेर के व्यवहार एवं भावनाओं जैसे डर,चतुराई और संवाद की पहचान कर सकेंगे । • कठिन परिस्थितियों में बुद्धि व संयम से निर्णय लेने का महत्व समझेंगे । • पाठ में लेखक के खुशियों-भरे बचपन,खेलों,पढ़ाई,गाँव-समुदाय और पारिवारिक जीवन के बारे में भावों को पहचान सकेंगे । • पाठ के माध्यम से यह सीख सकेंगे कि बचपन जीवन का आनंद-प्रधान,सरल और संवेदनशील समय है जिसमें साधारण खेल,परंपराएँ और मित्रता की अहमियत होती है । 	<ul style="list-style-type: none"> ❖ भूमिका-अभिनय : चित्रकार और शेर का संवाद अभिनय करवाया जाएगा । ❖ खेलों का प्रदर्शन : गुल्ली-डंडा,पिटू आदि खेलों का पोस्टर बनाकर विस्तृत जानकारी लिखना । <p>For Assignments please Click</p>
<p>सितंबर (23 दिन)</p>	<p>अर्धवार्षिक परीक्षा (11 सितंबर)</p>	<p>अर्धवार्षिक परीक्षा पाठ्यक्रम</p> <ul style="list-style-type: none"> ❖ पाठ्यपुस्तक (वीणा) पाठ-5 सुंदरिया (कहानी) पाठ-6 चतुर चित्रकार (कविता) 		

		<p>व्याकरण संबोध -</p> <ul style="list-style-type: none"> ❖ पाठ-7 सर्वनाम ❖ पाठ-8 विशेषण ❖ पाठ-12 शब्द-भंडार - विलोम शब्द (पृष्ठ 99 – मानव से खूबसूरत तक) ❖ अपठित गद्यांश <p>रचनात्मक लेखन-</p> <p>अनुच्छेद लेखन , पत्र लेखन (अनौपचारिक पत्र)</p>
	<p>व्याकरण संबोध-</p> <p>पाठ-10 काल(भेद सहित)</p>	

सत्र 2

<p>अक्टूबर (19 दिन)</p>	<p>पाठ्यपुस्तक (वीणा)</p> <p>पाठ-8 काजीरंगा राष्ट्रीय उद्यान की यात्रा (कहानी) (परियोजना गतिविधि)</p> <p>पाठ-9 न्याय</p> <p>व्याकरण संबोध -</p> <p>पाठ-12 शब्द-भंडार - पर्यायवाची शब्द (पृष्ठ 95-96 शरीर से निर्मल तक)</p> <p>पाठ-12 शब्द भंडार- श्रुतिसमभिन्नार्थक शब्द (पृष्ठ 103 से 104 - कोष से प्रासाद तक)</p> <p>पाठ-12 शब्द भंडार- अनेकार्थी शब्द (पृष्ठ 106- अक्षर से पानी तक)</p> <p>अपठित गद्यांश कहानी लेखन (शीर्षक पर आधारित)</p>	<ul style="list-style-type: none"> • पशु-पक्षियों, उनके व्यवहार और यात्रा के दृश्यों को क्रमबद्ध रूप से पहचानना । • काजीरंगा के भो-भाग, जीव-जंतु, पक्षियों और उनके जीवन के बारे में बुनियादी जानकारी ग्रहण करना । • जैव विविधता और वन्यजीव संरक्षण की आवश्यकता को समझना । • न्याय के व्यावहारिक उदाहरणों पर नज़र रखना जैसे 	<ul style="list-style-type: none"> • लेखक की यात्रा के दौरान दिखी चीजों जैसे हाथी, हिरन, भैंस, पक्षी आदि को पहचानकर उनके बारे में संक्षेप में बता पाएँगे । • जैव विविधता, वन्यप्राणी संरक्षण और प्रकृति-मानव सह-अस्तित्व पर विचार कर सकेंगे । • करुणा और दया के महत्त्व को समझेंगे कि केवल अधिकार या बल से न्याय नहीं होता बल्कि जीवन की रक्षा और करुणा से न्याय सर्वोत्तम होता है । 	<ul style="list-style-type: none"> ❖ परियोजना (PROJECT): 'काजीरंगा नेशनल पार्क' पर परियोजना तैयार करना । ❖ वाद-विवाद : "सच्चा न्याय क्या है ?" <p>For Assignments please Click</p>
-----------------------------	---	--	---	---

		किसका जीवन बचाना बड़ा है ?	
नवंबर (18 दिन)	<p>पाठ्यपुस्तक (वीणा) पाठ-10 तीन मछलियाँ(कहानी) व्याकरण संबोध - पाठ-12 शब्द भंडार- विलोम शब्द (पृष्ठ 100- आकाश से पूर्व तक) पाठ-12 शब्द भंडार- अनेकार्थी शब्द (पृष्ठ 107- कल से खग तक) पाठ-12 शब्द-भंडार - वाक्यांश के लिए एक शब्द(पृष्ठ 111 दैनिक से अनुपम तक) पाठ-14 विराम-चिह्न(1 से 4) पृष्ठ 125</p>	<ul style="list-style-type: none"> कथा में तीनों मछलियों के अलग-अलग स्वभाव और उनके निर्णयों के परिणामों का विश्लेषण करना। यह समझना कि समय पर सोच-विचार तथा योजना बनाना क्यों महत्वपूर्ण है। कल्पना राय,व्यक्तिगत अनुभव या समूह चर्चा में भाग लेना । 	<ul style="list-style-type: none"> विद्यार्थी यह समझ सकेंगे कि संकट आने पर बुद्धिमानी से निर्णय लेना और समय पर तैयारी करना क्यों आवश्यक है । केवल भाग्य पर निर्भर रहने का परिणाम क्या हो सकता है , इसे समझ सकेंगे । <p>❖ कहानी चित्रक्रम : घटनाओं को चित्रों में क्रम से सजाना । For Assignments please Click</p>
दिसंबर (21 दिन)	<p>आवर्ती परीक्षा-2 (3 दिसंबर)</p>	<p>पाठ्यक्रम पाठ्यपुस्तक (वीणा) ❖ पाठ-09 न्याय ❖ पाठ-10 तीन मछलियाँ (कहानी)</p> <p>व्याकरण संबोध ❖ पाठ-10 काल ❖ पाठ-12 शब्द-भंडार - पर्यायवाची शब्द (पृष्ठ 95-96 शरीर से निर्मल तक) ❖ पाठ-12 शब्द भंडार- श्रुतिसमभिन्नार्थक शब्द (पृष्ठ 103 से 104 - कोष से प्रासाद तक) ❖ अपठित गद्यांश</p> <p>रचनात्मक लेखन अनुच्छेद लेखन</p>	

		कहानी लेखन (शीर्षक पर आधारित)		
	<p>पाठ्यपुस्तक (वीणा) पाठ-11 हमारे ये कलामंदिर(पाठ) व्याकरण संबोध - पाठ-12 शब्द-भंडार - वाक्यांश के लिए एक शब्द(पृष्ठ 111 वक्ता से निशाचर तक) पाठ-13 मुहावरे(पृष्ठ 116 - 1 से 14) कहानी लेखन (चित्र और संकेत पर आधारित)</p>	<ul style="list-style-type: none"> पाठ में दर्शाई गई भारतीय कला,मूर्तिकला और संस्कृति का महत्व समझना। समूह में शिक्षण-चर्चा में भाग लेकर अपनी राय व्यक्त करना जैसे यदि चित्र बोल सकते तो क्या बताते ? 	<ul style="list-style-type: none"> विद्यार्थी यह बता सकेंगे कि अजंता और एलोरा की गुफाएँ कहाँ हैं ,खूबी क्या है और निशा ने क्या अनुभव किया। भारतीय प्राचीन कला , चित्र और मूर्तिकला के महत्व को समझना और उसके प्रति सम्मान की भावना विकसित करना । यह समझ सकेंगे कि भारतीय ऐतिहासिक स्मारक और कलाकृतियाँ हमारी सांस्कृतिक धरोहर हैं और हमें उनका संरक्षण तथा सम्मान करना चाहिए । 	<ul style="list-style-type: none"> ❖ संस्कृति संरक्षण पोस्टर : धरोहर बचाओ अभियान पर सुंदर पोस्टर बनाना ।
जनवरी (16 दिन)	<p>पाठ्यपुस्तक (वीणा) पाठ-12 गंगा की कहानी (कहानी) व्याकरण संबोध - पाठ-14 विराम-चिह्न(5 से 10) पृष्ठ 126 अनुच्छेद लेखन</p>	<ul style="list-style-type: none"> गंगा नदी का उद्गम, यात्रा-क्रम,स्थल और तट पर बसे नगरों से पाठ को समझना । 	<ul style="list-style-type: none"> विद्यार्थी यह स्पष्ट रूप से बता सकें कि गंगा नदी कहाँ से निकलती है , किन-किन नगरों से होकर बहती है और अंततः कहाँ मिलती है । जल संरक्षण और नदी संरक्षण के महत्व को पहचान सके । 	<ul style="list-style-type: none"> ❖ नदी मानचित्र : गंगा की यात्रा (उद्गम से सागर तक) दर्शाना । For Assignments please Click
फरवरी/मार्च	वार्षिक परीक्षा	<p>पाठ्यक्रम पाठ्यपुस्तक (वीणा) ❖ पाठ-11 हमारे ये कलामंदिर(पाठ) ❖ पाठ-12 गंगा की कहानी (कहानी) व्याकरण संबोध ❖ पाठ-12 शब्द-भंडार - वाक्यांश के लिए एक शब्द(पृष्ठ 111 वक्ता से निशाचर तक) ❖ पाठ-12 शब्द भंडार- विलोम शब्द (पृष्ठ 100- आकाश से पूर्व तक)</p>		

		<ul style="list-style-type: none">❖ पाठ-13 मुहावरे(पृष्ठ 116 - 1 से 14)❖ अपठित गद्यांश <p><u>रचनात्मक लेखन</u></p> <ul style="list-style-type: none">❖ अनुच्छेद लेखन❖ कहानी लेखन (चित्र और संकेत पर आधारित)
--	--	--

- निम्नलिखित पाठों का आंकलन नहीं किया जाएगा -
पाठ-6,8



Brain International School


Recognised Senior Secondary School, Affiliated to CBSE
Vikas Puri, New Delhi


CLASS - V


MATHEMATICS



SYLLABUS: 2026-27



Textbook : Together with eMath Xplorer - Rachna Sagar
Reference book : Worksheet by PP Publications


MONTH & NO. OF DAYS	CHAPTER NAME	TARGETED COMPETENCIES	LEARNING OBJECTIVES/ LEARNING OUTCOMES	SUGGESTED ACTIVITIES
April (22 Days)	Chapter 1 – Numbers and Numeration	<ul style="list-style-type: none">Recognizes and uses numerals to represent quantities up to 1 crore with the understanding of Indian place value system and International place value system.	<ul style="list-style-type: none">Reads and writes numbers till 1 crore that are being used in the surroundings.Differentiates between the place value of digits in different numbers.Can write expanded form in terms of place value.Find predecessor and successor of the numbers and estimates it.Express numbers in Roman numeral.	<p><u>Real-Life Number Hunt</u></p> <p>Students find large numbers in newspapers, bills, or advertisements and identify their place values and write their number names.</p> 

	<p>Chapter 2 – The Four Fundamental Operations</p> <p>Portion not to be assessed (Estimating sum, difference, product and quotient)</p>	<ul style="list-style-type: none"> Performs addition, subtraction, multiplication and division with understanding of place value. 	<ul style="list-style-type: none"> Apply addition, subtraction, multiplication and division based on the given problem. 	<p><u>For Assignment please click</u></p>
<p>May (17 Days)</p>	<p>PERIODIC TEST- I</p> <p>18/05/26</p>	<p>SYLLABUS</p> <p>Chapter 1- Numbers and Numeration Chapter 2-The Four Fundamental Operations (Portion not to be assessed - Estimating sum, difference, product and quotient)</p>		
	<p>Chapter 14 - Data Handling</p>	<ul style="list-style-type: none"> Collect, represent, and interpret data using pictographs and bar graphs, focusing on reading, creating, and comparing data visually. 	<ul style="list-style-type: none"> Collects data related to various daily life situations and represents it using bar graph and interprets the information. Read and Interpret pie chart and line graph. 	<p><u>Game Mania Graph</u></p> <p>Survey classmates to find their favourite outdoor game.Record and represent the data using a bar graph.</p>  <p><u>For Assignment please click</u></p>

<p>July (25 days)</p>	<p>Chapter 3 - Factors and Multiples</p> <p>Chapter 4 - Fractions</p>	<ul style="list-style-type: none"> ● Explore multiples and factors, their relationships, and their applications. ● Understands and compares fractions using visual models and simple examples. 	<ul style="list-style-type: none"> ● Understands the concept of Factors and Multiples. ● Find LCM and HCF using various methods. ● Understand and apply concepts of fractions by identifying equivalent fractions, reducing fractions to lowest form. 	<p>(Integration of Sports)</p> <p><u>Factors–Multiples Hunt</u></p> <p>Students identify factors and multiples of a given number through a fun matching activity.</p>  <p><u>For Assignment please click</u></p>
<p>August (21 days)</p>	<p>Chapter 4 - Fractions (Continued)</p>	<ul style="list-style-type: none"> ● Performs basic operations with fractions and applies them to solve everyday life problems. 	<ul style="list-style-type: none"> ● Comparing and ordering fractions, and performing addition, subtraction, multiplication, and division of like and unlike fractions. 	<p><u>For Assignment please click</u></p>

	<p>Chapter 7 - Basic Geometrical Concepts</p>	<ul style="list-style-type: none"> Classify angles based on their measures, accurately measure and draw angles using a protractor, and construct given angles and simple geometric figures using a ruler and protractor. 	<ul style="list-style-type: none"> Understand the concept of angles, identify different types of angles, and learn the method of measuring and constructing angles using geometric tools. 	<p>(Integration of Art)</p> <p><u>Fan-tastic Angles</u></p> <p>Representing different types of angles using paper fans.</p> 
<p>September (23 Days)</p>	<p>MID TERM EXAMINATION</p> <p>7/09/26</p>	<p style="text-align: center;">SYLLABUS</p> <p>Chapter 3- Factors and Multiples Chapter 4- Fractions Chapter 7 - Basic Geometrical Shapes Chapter 14 - Data Handling</p>		
	<p>Chapter 6 - Percentage (Not to be assessed)</p>	<ul style="list-style-type: none"> Convert fractions and decimals into percentages, calculate percentages of given quantities, and apply percentage concepts in real-life situations 	<ul style="list-style-type: none"> Understand the concept of percentage as “per hundred” and learn to relate percentages with fractions and decimals and solve simple percentage-based problems. 	<p><u>My Marks, My Percentage</u></p>  <p>For Assignment please click</p>

<p>October (19 Days)</p>	<p>Chapter 9 - Triangles and Quadrilaterals</p> <p>Chapter 5- Decimals</p>	<ul style="list-style-type: none"> Classify and compare triangles and quadrilaterals based on their properties, identify them in real-life contexts, and draw and construct them. Understand and work with decimals, focusing on place value, comparing and ordering decimals, converting fractions to decimals, and performing basic operations with decimals. 	<ul style="list-style-type: none"> Understand the properties of triangles and quadrilaterals, identify their types, and recognize their basic features such as sides, vertices, and angles. Understands the concept of Decimal and applies the four fundamental arithmetic operations in solving problems involving decimals. 	<p><u>Tangram Creation</u></p> <p>Students use tangram pieces to form different figures and identify triangles and quadrilaterals used in the design.</p>  <p><u>For Assignment please click</u></p>
<p>November (18 days)</p>	<p>Chapter 10- Perimeter, Area and Volume</p> <p>Chapter 8- Symmetry and Pattern (Not to be assessed)</p>	<ul style="list-style-type: none"> Measure and calculate perimeter, area, and volume of simple shapes and apply these concepts to solve real-life problems. Identifies and extends simple patterns in their surroundings, shapes, and numbers. 	<ul style="list-style-type: none"> Explores the area and perimeter of different regular and irregular shapes in square units. Identifies 2D shapes from the immediate environment that have rotation and reflection symmetry like alphabet and shapes. 	<p>(Integration of Art)</p> <p><u>Rangoli Symmetry Design</u></p> <p>Students create rangoli patterns using repeated shapes and identify the order of rotational symmetry.</p>  <p><u>For Assignment please click</u></p>

	PERIODIC TEST – II 1/12/26	SYLLABUS Chapter 5 - Decimals Chapter 9 - Triangles and Quadrilaterals Chapter 10 - Perimeter, Area and Volume	
December (21 Days)	<p>Chapter 11- Measurements and Average Portion not to be assessed (Speed, Distance and Time)</p> <p>Chapter 15- Let's Explore Maps (Not to be assessed)</p>	<ul style="list-style-type: none"> ● Measure, estimate, and convert units of length, weight, and capacity and apply them in everyday situations. ● Understanding of how to navigate and interpret maps in real-life scenarios. 	<ul style="list-style-type: none"> ● Relates commonly used larger and smaller units of length, weight and volume and converts larger units to smaller units and vice versa. ● Applies the four fundamental arithmetic operations in solving problems involving length, mass, capacity. ● Read and interpret simple maps using symbols, directions, and scale, and apply the understanding to locate places in real-life situations. <p><u>For Assignment please click</u></p> <p>(Play-way method)</p> <p><u>Direction Game</u></p> 

**January
(16 Days)**

Chapter 13- Money

**Chapter 12 - Time and
Temperature**

**Portion not to be assessed
(Temperature)**

- Solve real-life problems involving money by adding, subtracting, multiplying, and dividing amounts, calculate total cost and change, and apply estimation.
- Understand the concept of money, denominations, and transactions, and learn to perform calculations involving money in real-life situations.
- Read clocks accurately, convert between different units of time, calculate time intervals and duration, and apply time concepts to solve real-life situations such as schedules and timetables.
- Understand units of time, read and interpret time correctly, and solve problems involving duration and conversion of time.

[For Assignment please click](#)

Project based Learning

Choose any 2 countries from different continents. Explore their national airlines that operate between these countries on a particular day. Prepare a table highlighting:

- a) Number of flights
- b) Time taken by various flights
- c) Fares charged
- d) Time gap between two places



<p>February and March</p>	<p>REVISION AND ANNUAL EXAMINATION</p>	<p style="text-align: center;">SYLLABUS</p> <p>Chapter 3 - Factors and Multiples (Repeated) Chapter 11- Measurements and Average (Portion not to be assessed - Speed, Distance and Time) Chapter 12 - Time and Temperature (Portion not to be assessed - Temperature) Chapter 13 - Money</p>
--------------------------------------	---	---



ANNUAL SYLLABUS SESSION 2026-27

CLASS : V

SUBJECT: EVS

TEXTBOOK – MILLENIUM'S – MY GREEN WORLD 5

S.N O.	Month/Chapter No.	Chapter Name	Targeted Competencies	Targeted Learning Outcomes	Suggested Activities
1.	<u>APRIL</u> <u>22 Days</u> CH-1	CH-1 How Does Our Body Work?	<ul style="list-style-type: none">• Understand the functions of different body systems.• Develop awareness about healthy habits.	<ul style="list-style-type: none">• Students will identify major body organs and their functions.• Explain the role of heart, lungs, brain and digestive system.	Experiential Learning: <ul style="list-style-type: none">• Students will measure their pulse rate to understand how the heart works.• Students will make a model of any specific teeth using clay like Incisors, Canines, etc.
	CH-2	CH-2 Bones and Muscles	<ul style="list-style-type: none">• Understand the role of bones and muscles in movement.• Develop observation skills.	<ul style="list-style-type: none">• Identify different types of bones.• Explain how muscles help in movement.• Understand the importance of posture.	<ul style="list-style-type: none">• Moving Paper Skeleton- Students will make the basic structure of the human skeleton using white and black paper. <p>Worksheet Link- https://share.google/hUYva4UKsAWH2iADN</p>

2.	<p><u>MAY</u> <u>17 Days</u> CH-5</p> <p>PT-I SYLLABUS (11/05/26)</p>	<p>CH-5 Fibre to Fabric (DISCUSSION)</p> <p><u>PERIODIC TEST-I</u></p> <ul style="list-style-type: none"> • CH-1 How Does Our Body Work? • CH-2 Bones and Muscles 	<ul style="list-style-type: none"> • Understand the process of making fabric from fibre. • Identify natural and synthetic fibres. 	<ul style="list-style-type: none"> • Differentiate between cotton, wool and synthetic fibres. • Explain steps from fibre to fabric. • Develop awareness about proper clothing choices. 	<p>Experiential Learning:</p> <ul style="list-style-type: none"> • Weaving Activity- Simple weaving activity using threads would be done to weave the thread in Warp and Weft pattern. <p>Worksheet Link- https://share.google/hUYv44UKsAWH2iADN</p>
3.	<p><u>JULY</u> <u>25 Days</u> CH-3</p> <p>CH-4</p>	<p>CH-3 Living Safely</p> <p>CH-4 Food and Health</p>	<ul style="list-style-type: none"> • Develop safety awareness at home and outside. • Understand first aid basics. • Understand balanced diet and nutrients. • Develop healthy eating habits. • Understand physical features of 	<ul style="list-style-type: none"> • Identify unsafe situations. • Learn basic first aid steps. • Understand traffic rules and safety signs. • Identify different nutrients and their sources. • Explain importance of balanced diet. • Understand diseases caused by deficiency. • Locate the Himalayas on 	<p>Experiential Learning:</p> <ul style="list-style-type: none"> • Role play- Students will participate in a role play to act in different emergency situations. • Students will have Nutrient Detective activity wherein they will explore different food items and identify the nutrients present in them such as proteins, vitamins, etc. • Map Work- Students

	CH-7	CH-7 The Northern Mountains	<p>Northern Mountains.</p> <ul style="list-style-type: none"> Develop map reading skills. 	<p>map.</p> <ul style="list-style-type: none"> Describe climate and life in mountain region. Identify important rivers. 	<p>will mark the Northern Plains area on the map of India.</p> <p>Worksheet Link- https://share.google/hUYva4UKsAWH2iADN</p>
4.	<u>AUGUST</u> <u>21 Days</u> CH-6	CH-6 Mapping The World (DISCUSSION)	<ul style="list-style-type: none"> Develop map skills. Understand directions and symbols. 	<ul style="list-style-type: none"> Identify cardinal directions. Understand map symbols and scale. Locate continents and oceans. 	<p>Experiential Learning:</p> <ul style="list-style-type: none"> Students will have a direction game activity to know the directions such as North, South, West and East.
	CH-8	CH-8 The Northern Plains	<ul style="list-style-type: none"> Understand features of Northern Plains. Connect geography with daily life. 	<ul style="list-style-type: none"> Describe rivers and soil of plains. Explain why plains are densely populated. Identify crops grown in plains. 	<ul style="list-style-type: none"> Map work- Students will locate and identify important rivers of the Northern Plains.
	CH-9	CH-9 The Southern Plateaus	<ul style="list-style-type: none"> Understand physical features of plateau region. Develop analytical thinking. 	<ul style="list-style-type: none"> Locate Deccan Plateau on map. Identify minerals found there. Understand importance of plateau region. 	<ul style="list-style-type: none"> Clay model of the Deccan Plateau- Students will make a simple clay model showing the plateau surface, hills, etc. <p>Worksheet Link- https://share.google/hUYva4UKsAWH2iADN</p>

5.	<p><u>SEPTEMBER</u> <u>23 Days</u> CH-10</p> <p>MID-TERM EXAM SYLLABUS (14/09/26)</p>	<p>CH-10 The Coastal Plains and The Islands</p> <p><u>MID-TERM EXAM</u></p> <ul style="list-style-type: none"> • CH-3 Living Safely • CH-4 Food and Health • CH-8 The Northern Plains 	<ul style="list-style-type: none"> • Understand coastal landforms. • Develop environmental awareness. 	<ul style="list-style-type: none"> • Locate coastal plains and islands on map. • Describe climate and occupations of coastal areas. • Understand importance of ports and fishing. 	<p>Experiential Learning:</p> <ul style="list-style-type: none"> • Map work- Students will locate the coastal plains and islands on the map. <p>Worksheet Link- https://share.google/hUYva4UKsAWH2iADN</p>
6.	<p><u>OCTOBER</u> <u>19 Days</u> CH-11</p> <p>CH-12</p>	<p>CH-11 The Great Indian Desert</p> <p>CH-12 India's Struggle for Independence</p>	<ul style="list-style-type: none"> • Understand features of desert region. • Develop map reading skills. • Develop awareness about freedom movement. • Understand importance of national leaders. 	<ul style="list-style-type: none"> • Locate the Thar Desert on the map. • Describe climate and vegetation of desert. • Explain life of people in desert areas. • Identify major freedom fighters. • Explain important events of freedom struggle. • Develop respect for national values. 	<p>Experiential Learning:</p> <ul style="list-style-type: none"> • Map work- Students will locate the Great Indian Desert where they will mark the state of Rajasthan and its geographical features. • Role play- Students will have a role play on freedom fighters.

	CH-13	CH-13 Our Nation, Many Colours	<ul style="list-style-type: none"> • Understand unity in diversity. • Respect different cultures and traditions. 	<ul style="list-style-type: none"> • Identify different languages, festivals and cultures of India. • Explain meaning of unity in diversity. • Develop feeling of national integration. 	<ul style="list-style-type: none"> • Group discussion- Students will have a discussion on “Unity in Diversity”. <p>Worksheet Link- https://share.google/hUYva4UKsAWH2iADN</p>
7.	<u>NOVEMBER</u> 18 Days CH-14	CH-14 A New Dawn (DISCUSSION)	<ul style="list-style-type: none"> • Understand importance of equality and rights. • Develop social awareness. 	<ul style="list-style-type: none"> • Explain importance of education for all. • Understand equal rights and responsibilities. • Develop empathy and kindness. 	Experiential Learning: <ul style="list-style-type: none"> • Pannel discussion- Students will participate in a panel discussion on the topic “A New Dawn” where they will act as a panel members and discuss how a government is formed after elections and the role of citizens.
	CH-15	CH-15 The Shrinking World (DISCUSSION)	<ul style="list-style-type: none"> • Understand means of communication and transport. • Develop global awareness. 	<ul style="list-style-type: none"> • Identify modern means of communication. • Explain how the world is connected. • Compare old and new transport systems. 	<ul style="list-style-type: none"> • Show and tell- Students will have a show and tell on gadgets where they will show the gadget and tell how technology connected people across the world.
	CH-16	CH-16 Force, Work and Energy	<ul style="list-style-type: none"> • Understand basic scientific concepts. 	<ul style="list-style-type: none"> • Define force, work and energy in simple terms. 	<ul style="list-style-type: none"> • Sports Activity- Students will have a

			<ul style="list-style-type: none"> Develop observation and experiment skills. 	<ul style="list-style-type: none"> Identify types of forces. Understand sources of energy. 	<p>simple Tug of War Sports activity.</p> <p>Worksheet Link- https://share.google/hUYva4UKsAWH2iADN</p>
8.	<p><u>DECEMBER</u> <u>21 Days</u> CH-17</p> <p>CH-19</p> <p>CH-18</p> <p>PT-II EXAM SYLLABUS (07/12/26)</p>	<p>CH-17 Materials and Their Properties</p> <p>CH-19 Help I Can't Breathe (DISCUSSION)</p> <p>CH-18 Study of Plants</p> <p><u>PERIODIC TEST-II</u></p> <ul style="list-style-type: none"> CH-11 The Great Indian Desert CH-12 India's Struggle for Independence 	<ul style="list-style-type: none"> Identify properties of materials. Develop classification skills. Develop environmental awareness. Understand importance of clean air. Understand parts and functions of plants. Develop observation skills. 	<ul style="list-style-type: none"> Classify materials as hard/soft, soluble/insoluble. Understand uses based on properties. Observe changes in materials. Identify causes of air pollution. Explain effects of pollution on health. Suggest ways to reduce pollution. Identify parts of a plant and their functions. Explain process of photosynthesis (basic idea). Understand importance of plants in environment. 	<p>Experiential Learning:</p> <ul style="list-style-type: none"> Science Experiment- Students will have an experiment Mix and Discover on soluble/insoluble materials. Poster Making- Students will make a poster on "Save Environment" to spread awareness about protecting nature. Plant Activity- Students will collect different types of leaves, will observe it under a microscope and classify leaves based on shape, size, etc. in their notebook. <p>Worksheet Link- https://share.google/hUYva4UKsAWH2iADN</p>

9.	<p><u>JANUARY</u> <u>16 Days</u> CH-18</p>	<p>CH-18 Study of Plants (Cont.)</p>	<ul style="list-style-type: none"> • Understand parts and functions of plants. • Develop observation skills. 	<ul style="list-style-type: none"> • Identify parts of a plant and their functions. • Explain process of photosynthesis (basic idea). • Understand importance of plants in environment. 	<p>Experiential Learning:</p> <ul style="list-style-type: none"> • Panel Discussion- Students will have a panel discussion on “Save Our Rivers” where they will act as a panel members and discuss how rivers begin from mountains, flow through plains and finally meet seas or oceans.
	<p>CH-20</p>	<p>CH-20 Journey of River</p>	<ul style="list-style-type: none"> • Understand the stages of a river. • Develop awareness about importance of rivers. 	<ul style="list-style-type: none"> • Explain the source and mouth of a river. • Identify uses of rivers in daily life. • Understand problems like river pollution. 	<ul style="list-style-type: none"> • Globe Activity- Showing rotation of Earth using Globe and torch.
	<p>CH-21</p>	<p>CH-21 Our Changing Sky</p>	<ul style="list-style-type: none"> • Understand changes in weather and sky. • Develop observation skills. 	<ul style="list-style-type: none"> • Identify types of clouds. • Explain causes of day and night. • Understand different weather conditions. 	<ul style="list-style-type: none"> • Paper Solar System Model- Students will make a hanging Solar system model using rough paper.
	<p>CH-22</p>	<p>CH-22 Our Connected Earth</p>	<ul style="list-style-type: none"> • Understand Earth as part of solar system. • Develop environmental awareness. 	<ul style="list-style-type: none"> • Identify planets in the solar system. • Explain importance of Earth for life. • Understand how natural resources are connected. 	

					Worksheet Link- https://share.google/hUYva4UKsAWH2iADN
10.	<u>FEBRUARY/ MARCH</u> ANNUAL EXAM SYLLABUS	<u>ANNUAL EXAM</u> <ul style="list-style-type: none">• CH-17 Materials and their Properties• CH-18 Study of Plants• CH-20 Journey of River			Worksheet Link- https://share.google/hUYva4UKsAWH2iADN



Brain International School

Vikas Puri, New Delhi

CLASS :V		ANNUAL SYLLABUS		SESSION:2026-27
SUBJECT – FRENCH				
TEXTBOOK : e Enchanté ! Méthode de français 0				
WORKBOOK : Enchanté ! Cahier d'exercices 0				
Month/ No. of Days	Chapter No./ Name	Topics covered	Targeted Learning Outcomes/Objectives	Suggested Activities
APRIL (22 days)	Leçon 0 – Découvrons la France !	<ul style="list-style-type: none"> • Les symboles de France • La carte de France • Le vocabulaire 	<ul style="list-style-type: none"> • To get acquainted with the symbols of France. 	<p><u>Le Drapeau français</u> Create the French tricolour while learning about the colours and culture of France.</p>
	Leçon 1 – Les lettres	<ul style="list-style-type: none"> • L'alphabet • Apprenons des mots français • Accents • Asking and telling name • Poem (For orals only) • Le vocabulaire 	<ul style="list-style-type: none"> • To learn to pronounce French alphabets. • To learn French accents and some beginner's friendly French words. • To ask and tell one's name in French. 	<p><u>La poésie</u> Poem recitation – ABC – DEF !</p> <p>For Assignments please Click</p>
MAY (08 days)	Leçon 2 – Bonjour !	<ul style="list-style-type: none"> • Conversation formelle • Conversation informelle 	<ul style="list-style-type: none"> • To distinguish and use appropriate language structure and expressions in formal and informal conversation. 	<p>For Assignments please Click</p>
	PERIODIC TEST -I (20/05/26)	<p style="text-align: center;">SYLLABUS:</p> <p>Leçon 0 – Découvrons la France ! Leçon 1 – Les lettres</p>		

JULY (25 days)	Leçon 2 – Bonjour ! (Cont)	<ul style="list-style-type: none"> • Comment adresser quelqu'un • Pour prendre congé • Les mots magiques • Le vocabulaire 	<ul style="list-style-type: none"> • To address someone politely and to say goodbye using appropriate expressions in everyday French communication. 	<u>Jeu de rôle</u> Formal and informal conversation
	Leçon 3 – Re-bonjour !	<ul style="list-style-type: none"> • Les salutations du jour • Comment ça va ? • Conversation formelle • Conversation informelle • Le vocabulaire <p><u>Writing</u> Poem - Bonjour</p>	<ul style="list-style-type: none"> • To use appropriate greetings according to different times of the day in French. • To respond appropriately to "How are you?" using simple French expressions. 	<u>La poésie</u> Poem recitation – Bonjour! For Assignments please Click
AUGUST (21 days)	Leçon 4 – Les nombres	<ul style="list-style-type: none"> • Les nombres 0 à 20 • Le vocabulaire <p><u>Writing</u> Poem – Les nombres</p>	<ul style="list-style-type: none"> • To recognize, pronounce, and use numbers from 0 to 20 in French. 	<u>Jeu des nombres</u> Number toss game – Learn numbers in French the fun way.
	Leçon 5 – Les objets	<ul style="list-style-type: none"> • Les objets d'une trousse • Les objets d'un cartable • Les articles indéfinis • Qu'est-ce que c'est ? (For orals only) • Qui est-ce ? (For orals only) • Le vocabulaire 	<ul style="list-style-type: none"> • To identify and name common pencil-case objects in French. • To recognize and describe school-bag items using basic French vocabulary. • To use indefinite articles correctly with nouns. 	For Assignments please Click

<p>SEPTEMBER (06 days)</p>	<p>--</p>	<p><u>La chanson française</u> Let's learn and sing a fun song in French !</p> <p>For Assignments please Click</p>		
<p>MID TERM EXAMINATION (03/09/26)</p>		<p>SYLLABUS:</p> <p>Leçon 2 – Bonjour ! Leçon 3 – Re-bonjour ! Leçon 4 – Les nombres</p> <p><u>Writing</u> Poem - Bonjour Poem – Les nombres</p>		
<p>OCTOBER (18 days)</p>	<p>Leçon 6 – J’aime les fruits !</p>	<ul style="list-style-type: none"> • Les fruits • Les articles définis • Les couleurs • Le vocabulaire 	<ul style="list-style-type: none"> • To identify and name of common fruits in French • To use definite articles correctly with nouns • To recognize and name colours in French 	<p><u>La chanson des fruits</u> Sing a song and learn the names of fruits.</p> <p>For Assignments please Click</p>
<p>NOVEMBER (17 days)</p>	<p>Leçon 7 – Les légumes</p>	<ul style="list-style-type: none"> • Les légumes • Qu’est-ce que c’est ? • Qu’est-ce qu’il y a ? • Le vocabulaire 	<ul style="list-style-type: none"> • To identify and name common vegetables in French. • To ask and respond about the presence of objects using <i>Qu’est-ce qu’il y a ?</i> 	<p><u>Jeu de rôle</u> Fruits and vegetables shop</p> <p>For Assignments please Click</p>
<p>DECEMBER (11 days)</p>	<p>Leçon 8 – Tu ou vous ?</p>	<ul style="list-style-type: none"> • Les pronoms sujets • Le verbe être • Les adjectifs (For reading only) • Les adjectifs de nationalités 	<ul style="list-style-type: none"> • To identify and use subject pronouns correctly in French sentences. • To conjugate and use the verb <i>être</i> in simple sentences. • To recognize adjectives while reading simple French texts. • To identify and use 	<p><u>Jeu des cartes</u> Learn the verb “être” through a fun card game.</p>

		<ul style="list-style-type: none"> • Le vocabulaire 	nationality adjectives appropriately in French.	For Assignments please Click
	PERIODIC TES-II (11/12/26)	<p style="text-align: right;">SYLLABUS:</p> <p>Leçon 5 – Les objets Leçon 6 – J’aime les fruits ! Leçon 7 – Les légumes</p>		
JANUARY (16 days)	Leçon 9 – Présentez-vous !	<ul style="list-style-type: none"> • Se présenter • Demander des informations • Le vocabulaire <p><u>Writing</u> Présentez - vous</p>	<ul style="list-style-type: none"> • To introduce oneself using simple French sentences. • To ask for basic information using simple questions in French. 	<p><u>Mon identité</u> Make your identity card.</p> <p>For Assignments please Click</p>
	Leçon 10 – Les jours et les mois	<ul style="list-style-type: none"> • Les jours de la semaine • Les mois de l’année • Les saisons • Les fêtes de France - only videos will be shown (not to be assessed) 	<ul style="list-style-type: none"> • To identify and name the days of the week the months of the year in French. • To identify and name the seasons in French. • To explore how the French festivals are celebrated 	<p><u>Mon anniversaire</u> Make a beautiful calendar of your birthday month and highlight your birthday. Write a wish on it.</p>
FEBRUARY/ MARCH	Revision			For Assignments please Click
	ANNUAL EXAMINATION	<p style="text-align: right;">SYLLABUS:</p> <p>Leçon 8 – Tu ou vous ? Leçon 9 – Présentez-vous ! Leçon 10 – Les jours et les mois Les nombres 0 à 20 (Leçon 4)</p>		

		<p>Les articles indéfinis (Leçon 5) Les articles définis (Leçon 6) <u>Writing</u> - Présentez - vous</p>
--	--	---



Brain International School

Recognised Senior Secondary School, Affiliated to CBSE
Vikas Puri, New Delhi

वार्षिक पाठ्यक्रम

सत्र – 2026-27

कक्षा -पञ्च

विषय -संस्कृत

मास:	पाठ्यपुस्तक नई दीप मणिका	व्याकरण	गतिविधयः
अप्रैल 22 वासर :	पाठ -1 संस्कृत वर्णमाला व संयुक्त वर्णाः पाठ -2 अकारांत पुल्लिंग शब्द पाठ -3 आकारांत स्त्रीलिंग शब्द	शब्द रूप – बालक व राम अकारांत पुल्लिंग शब्द धातु रूप – पठ,चल व वद (लट लकार)	वर्ण माला गीतम यू ट्यूब सहायतया शिक्षणीयम आ आ ई ई
मई 18 वासर :	पुनरावृत्ति व आवर्ती परीक्षा -1 पाठ -3 आकारांत स्त्रीलिंग शब्द	पाठ्यक्रम पाठ -1 संस्कृत वर्णमाला व संयुक्त वर्णाः पाठ -2 अकारांत पुल्लिंग शब्द शब्द रूप – बालक व राम अकारांत पुल्लिंग शब्द धातु रूप – पठ,चल व वद (लट लकार)	For Assignments please Click
जुलाई 25वासर	पाठ - 4 अकारांत नपुंसकलिंग शब्द पाठ - 5 धातु परिचय		लिंगेषु आधारितम प्रश्नावली प्रतियोगिता For Assignments please Click

अगस्त 21वासर:	पाठ -6 सर्वनाम परिचय शब्द (केवलम वाचनार्थम)	दश संस्कृत वस्तुनि नामानि	उत्तरपुस्तिकायाम वस्तुनि सचित्रम लिखत। For Assignments please Click
सितम्बर 27वासर:	अर्धवार्षिक परीक्षा	पाठ्यक्रम - पाठ 1,2,3,4,5 शब्द रूप - बालक व राम अकारांत पुल्लिंग शब्द धातु रूप - पठ,चल व वद (लट लकार) वस्तुनि नामानि	
अक्तूबर 9 वासर :	पाठ -7 प्रथम पुरुष एकवचन पाठ -8 प्रथम पुरुष द्विवचन पाठ -9 प्रथम पुरुष बहुवचन	धातु रूप - (हस व लिख लट लकार) लता आकारांत स्त्रीलिंग शब्द	धातु रूप कंठस्थम कुरु । For Assignments please Click
नवम्बर 18वासर :	पाठ -10 मध्यम पुरुष एकवचन पाठ - 11 मध्यम पुरुष द्विवचन पुनरावृत्ति	संख्या - 1-10	संख्यागीतम । For Assignments please Click
दिसम्बर 22वासर :	पाठ - 12 मध्यम पुरुष बहुवचन	आबर्ती परीक्षा पाठ्यक्रम - पाठ 7,8,9,10 शब्द रूप - लता आकारांत स्त्रीलिंग शब्द धातु रूप - हस व लिख (लट लकार) संख्या - 1-10	
जनवरी 16 वासर :	पाठ -13 उत्तम पुरुष एकवचन पाठ -14 उत्तम पुरुष द्विवचन पाठ -15 उत्तम पुरुष बहुवचन	फलों के नाम (1-10) फल नपुंसकलिंग शब्द	उत्तरपुस्तिकायाम फलानि सचित्रम लिखत। For Assignments please Click
फरवरी/मार्च	पुनरावृत्ति व वार्षिक परीक्षा	पाठ्यक्रम - पाठ 11,12,13,14,15 शब्द रूप - फल नपुंसकलिंग शब्द धातु रूप - हस व लिख (लट लकार) फलों के नाम - 1-10	



Brain International School

Recognised Senior Secondary School, Affiliated to CBSE
Vikas Puri, New Delhi

CLASS -V

Foundation Of Information Technology(F.I.T)

Syllabus:2026-27

MONTH	BOOK - TEKIE.AI PUBLISHER -- UOLO	SUGGESTIVE LEARNING OUTCOMES	PRACTICALS / ACTIVITIES
APRIL (12 Days)	<p><u>COMPUTER SCIENCE</u> CH 1: Computers: Then and Now (Discussion Only)</p> <p>CH-3: Creating Tables in Word Processor</p> <ul style="list-style-type: none"> ❖ Creating a Table ❖ Entering Data in a table ❖ Editing a Table ❖ Formatting a Table <p><u>CODING:CH -1: Introduction to Scratch 3.0</u></p>	<p>Students will be able to :</p> <ul style="list-style-type: none"> ● Learn how to create a Table. ● Entering Data in a Table ● Editing and Formatting data in a Table ● Learn the window of Scratch,backdrop and Sprite 	<ul style="list-style-type: none"> ● Working with tablets in Word Processor ● Introduction to Scratch 3.0 ● Starting Scratch 3.0 ● Project :Quiz Master ● Adding a Sprite ● Duplicating a Sprite ● Adding Backdrops

MAY (13 Days)	PERIODIC TEST -I	SYLLABUS: <i>(Practical) - CH- 1, CH- 2</i>	
	<p>CH 2: Email and Social Media</p> <ul style="list-style-type: none"> ❖ Internet ❖ Ways to Connect Internet ❖ Browsing the Internet ❖ Communication over the Internet <p>AI CONNECT</p> <ul style="list-style-type: none"> ❖ Tagging Friends in Photos ❖ Electronic Mail ❖ Netiquette <p><i>CODING: CH 2: Variables and Looks Blocks</i></p> <p><i>ROBOTICS: Abot Kit</i></p> <ul style="list-style-type: none"> ❖ About the Hardware kit 	<ul style="list-style-type: none"> ● Uses of Internet ● Learn about Blogging and Microblogging ● Setting Up Gmail Account ● Learn the Variables and Looks Blocks in Scratch ● Learn how to use Abot Kit and its hardware 	<ul style="list-style-type: none"> ● PPT on ways to connect Internet ● Project: Quiz Master ● Variable Block ● Looks Block
JULY (12 Days)	<p>CH 4: Designing Presentations</p> <ul style="list-style-type: none"> ❖ Introduction to Presentations ❖ Creating presentations using Google Slides ❖ Applying and Modifying Themes ❖ Applying Layouts 	<ul style="list-style-type: none"> ● Parts of Google Slide Window ● Selecting New Colours for the Background ● Working with Tables , Charts and Diagrams 	<ul style="list-style-type: none"> ● Creating a presentation ● Charts ● Tables ● Diagrams

	<ul style="list-style-type: none"> ❖ Inserting Tables,Charts, and Diagrams ❖ Working with Master Slide <p><u>ROBOTICS: Abot Kit</u></p> <ul style="list-style-type: none"> ❖ Experiment -1 ❖ Experiment- 2 	<ul style="list-style-type: none"> ● Learn about the Bot movement in Experiment -1 ● Learn how to draw different shapes in Experiment- 2 	<ul style="list-style-type: none"> ● Modifying Themes ● Drawing different patterns using Abot kit
AUG (12 Days)	<p>CH 5:Animating Presentations</p> <ul style="list-style-type: none"> ❖ Applying Animations ❖ Applying Transition ❖ Applying Audio and Video <p><u>ROBOTICS: Abot Kit</u></p> <ul style="list-style-type: none"> ❖ Experiment -3 ❖ Experiment - 4 	<ul style="list-style-type: none"> ● Applying animations to a presentation ● Applying Transition ● Learn about the Edge Avoider in Experiment -3 ● Learn how Sensor Car works in Experiment- 4 	<ul style="list-style-type: none"> ● Adding Animations ● Adding Audio ● Adding Video ● Sensors work using Abot kit
SEPT (17 Days)	<p style="text-align: center;">REVISIONS... & MID-TERM EXAMINATION 3/9/26 (F.I.T Exam)</p>	<p><u>SYLLABUS:</u></p> <p><u>(Theory)- CH -2, CH -3,CH-4, CH-5</u></p> <p><u>(Practical)- CODING: CH -2, CH -3</u></p>	

<p>OCT (9 Days)</p>	<p>CH 6: Let us Explore Spreadsheets Cont..</p> <ul style="list-style-type: none"> ❖ Introduction to google sheets ❖ Components of Google Sheets Window ❖ Moving Around a Spreadsheet ❖ Entering Data ❖ Saving and Closing a Sheet ❖ Opening a Sheet <p><u>CODING:CH -3: Using Operators,Sensing, and Control Block</u></p>	<ul style="list-style-type: none"> ● Uses of Spreadsheet and its advantages ● Creating a Google Sheet ● Learn the use of Operators, Sensing and Control Blocks in Scratch 	<ul style="list-style-type: none"> ● Sensing Block ● Operators Block ● Control Blocks
<p>NOV (9 Days)</p>	<p>CH 7: Editing Data in a Spreadsheets</p> <ul style="list-style-type: none"> ❖ Interacting with Spreadsheet ❖ Using Undo and Redo ❖ Copying Cell Data ❖ Moving Cell Data ❖ Deleting Cell Data <p><u>CODING:CH -4: Sound Block</u></p> <p><u>ROBOTICS: Abot Kit</u></p> <ul style="list-style-type: none"> ❖ Experiment -5 ❖ Experiment - 6 	<ul style="list-style-type: none"> ● Enter Numbers as Text ● Enter Date and Time ● Changing Cell Data ● Learn the use of Sound Block in Scratch ● Learn about the Line Follower in Experiment -3 	<ul style="list-style-type: none"> ● Selecting Cells ● Enter Numbers as Text ● Enter Date and Time ● Changing Cell Data

		<ul style="list-style-type: none"> ● Learn how Sensor Car works in Experiment- 4 ● 	
DEC (11 Days)	PERIODIC TEST -II	SYLLABUS: <i>(Practical) - CH- 3 ,CH-4</i>	
	<p>CH 8: Know About AI and Its Domains</p> <ul style="list-style-type: none"> ❖ Introduction to AI ❖ Domains of AI <p><u>ROBOTICS</u>: MakerBoard kit Exploring the Hardware Kit</p>	<ul style="list-style-type: none"> ● Data Science and its Applications ● Computer Vision and its Applications ● Natural Language Processing and its Applications ● Learn about various hardware kit 	<ul style="list-style-type: none"> ● Data Science ● Computer Vision ● Natural Language Processing ● Making PPT on the Domains of AI
JAN (9 Days)	<p><u>ROBOTICS</u>: MakerBoard kit</p> <p>Experiment 1 to 3 .</p>	<ul style="list-style-type: none"> ● Learn how Calculator,Blinking of LEDs and Blink LED AI works in Experiment- 1 to 3 <p>REVISIONS...</p>	
FEB (12 Days)	ANNUAL EXAMINATION (F.I.T Exam)	SYLLABUS: <i>(Theory) - CH- 6, CH-7 ,CH- 8</i> <i>(Practical)- CODING: CH -2, CH-3, CH-4</i>	



Brain International School

Recognised Senior Secondary School, Affiliated to CBSE
Vikas Puri, New Delhi

ANNUAL SYLLABUS

Session: 2026-27

CLASS V

SUBJECT: GENERAL KNOWLEDGE

Month	Textbook – EXPLORE KNOWLEDGE WORLD (Best Way Publications Pvt. Ltd.)
April	Chapters:- (1) Extraordinary Plants, (5) Adventurous Sports, (10) Well-Known Inventors, (16) States and their Capitals, (21) Famous Books and Writers, (26) The United Nations Organisation, (35) Knowing About Traffic Rules, (38) Brain Teaser Chapters for Discussion only: (32) Social Etiquette
May	REVISION and PERIODIC TEST – I:- Chapter No. 1, 5, 10, 16, 21, 26, 35, 38 and Current Affairs
July	Chapters:- (2) Extinct Animals, (6) Olympian Countries, (7) Sports Stadiums, (11) Natural Resources, (12) India's Space Journey, (17) Folk Dances of India, (22) A Crossword on Mythology, (24) Verbal Reasoning-1 Chapters for Discussion only: (33) Let's Learn Classroom Etiquettes
August	Chapters:- (27) Days to Celebrate, (30) They Have Something in Common, (40) Science World (41) Analogy (Codes), (43) Aptitude Test, Model Test Paper-1 Chapters for Discussion only: (34) Importance of Cleanliness
September	REVISION and MID TERM EXAMINATION:- Chapter No. 2, 6, 7, 11, 12, 17, 22, 24, 27, 30, 40, 41, 43, Model Test Paper-1 and Current Affairs
October	Chapters:- (3) Flightless Birds, (8) Famous Players, (13) A Quiz on Our Organs, (18) Exploring India, (23) Knowing About Abbreviations Chapters for Discussion only: (39) Sudoku
November	Chapters:- (28) Around the World (36) Basic Banking Knowledge, (42) Verbal Reasoning-3 REVISION and PERIODIC TEST - II:- 3, 8, 13, 18, 23, 34, 36, 42 and Current Affairs
December	Chapters:- (4) Strange Flying Animals, (9) Young Achievers in Sports, (14) Branches of Science, (15) Deficiency Diseases, (19) India's National Parks and Wildlife Sanctuaries, (20) India's Great Freedom Fighters, (25) Verbal Reasoning-2, (29) Countries,

	Capitals and Currencies, Chapters for Discussion only: (46) Visual Puzzle-1
January	Chapters:- (31) The World of Puppets, (37) Saving Money, (44) Pattern Completion, (45) Mirror Images, (47) Visual Puzzle-2, (48) Data Interpretation, Model Test Paper - II
February /March	REVISION and ANNUAL EXAMINATION: Chapter No. 4, 9, 14, 15, 19, 20, 25, 29, 31, 37, 44, 45, 47, 48, Model Test Paper - II and Current Affairs



Brain International School

Vikas Puri, New Delhi

CLASS :V	ANNUAL SYLLABUS	SESSION:2026-27
SUBJECT – ENGLISH COMMUNICATION		

TEXTBOOK : Echoes- Oxford

Month/ No. of Days	Chapter No. / Name
APRIL (22 Days)	- CH-1 Expressing Possibility - Show and Tell
MAY (08 Days)	- Show and Tell
JULY (25 Days)	- CH-2 Talking about the Past
AUGUST (21 Days)	- CH-3 Expressing Condition - Extempore
SEPTEMBER (06 Days)	- CH-4 Seeking Confirmation
OCTOBER (18 Days)	- CH-5 Talking about the Future - Extempore
NOVEMBER (17 Days)	- CH-6 Asking for Information about Things - CH-7 Expressing Intentions

DECEMBER (11 Days)	- CH-8 Making Requests
JANUARY (16 Days)	- CH-9 Describing What You Have - CH-10 Making Enquiries
FEBRUARY/ MARCH	- Show and Tell