



CLASS- IV		ANNUAL SYLLABUS		SESSION: 2026- 2027
		SUBJECT- ENGLISH		
Textbook: English Alive (Collins) Grammar: Grammar Gear (Cambridge)				
Month / No. of Working Days	Chapter Name/No.	Targeted Competencies	Learning Outcomes	Suggested Activities
TERM-I				
APRIL (22 Days)	LITERATURE CH-1 The Samurai Warrior and the Tea Master Poem 1 – I'm Late for school	LITERATURE CH-1 <ul style="list-style-type: none"> • Converse fluently and express ideas clearly. • Comprehend narrated stories and identify key elements. • Interpret the meaning and message of a story. P-1: <ul style="list-style-type: none"> • Participate in creative and performative activities. • Recite poems with correct rhythm and expression. 	LITERATURE Students will be able to: <ul style="list-style-type: none"> • Identify main idea, characters, setting and sequence of events. • Explain the moral/message of the story. • Recite the poem with correct pronunciation, rhythm and expression. • Interpret simple poetic elements like rhyme scheme. 	<u>SUBJECT ENRICHMENT ACTIVITY</u> <ul style="list-style-type: none"> • Encourage students to speak confidently on dialogue delivery and expressions. <u>ART INTEGRATION</u> “Value Tree Activity” <ul style="list-style-type: none"> • Students will create a colourful value tree on A-4 sheet. Roots: Values learnt from the story (Humility, Respect). Trunk: Main Character. Branches: Important events. Leaves: Moral of the story written creatively.
For Assignments please Click				

	<p>GRAMMAR CH-1 Nouns: Possessive</p> <p>CH-2 Noun: Singular and Plural</p> <p>CH-3 Noun: Kinds</p> <p>WRITING Picture Composition</p> <p>READING Unseen Passage</p>	<p>GRAMMAR CH-1</p> <ul style="list-style-type: none"> • Apply possessive forms using apostrophe (‘s) accurately. • Construct meaningful sentences using correct noun forms. <p>CH-2</p> <ul style="list-style-type: none"> • Recognize and use singular and plural forms correctly. <p>CH-3</p> <ul style="list-style-type: none"> • Identify different kinds of nouns in context. <p>WRITING</p> <ul style="list-style-type: none"> • Use appropriate vocabulary, punctuation and sentence structure. <p>READING</p> <ul style="list-style-type: none"> • Read fluently with comprehension. • Locate specific information and infer meaning from text. 	<p>GRAMMAR Students will be able to:</p> <ul style="list-style-type: none"> • Differentiate between common, proper, collective and abstract nouns. • Use singular and plural nouns correctly in sentences. • Apply possessive nouns appropriately in written work. • Edit sentences for grammatical accuracy. <p>WRITING Students will be able to:</p> <ul style="list-style-type: none"> • Write a well-structured paragraph. • Use punctuation and correct spelling. • Express ideas creatively <p>READING Students will be able to:</p> <ul style="list-style-type: none"> • Read unseen passages with fluency and understanding. • Identify meanings of unfamiliar words using context clues. 	
--	---	--	---	--

<p>MAY (08 Days)</p>	<p>LITERATURE CH-2 Everything Is Possible</p> <p>GRAMMAR CH- 6: Articles</p> <p>Vocabulary- Prefixes, Suffixes</p> <p>WRITING Paragraph Writing</p> <p>Revision of Periodic Test-1</p>	<p>LITERATURE CH-2</p> <ul style="list-style-type: none"> • Converse fluently. • Read grade-appropriate text with correct pronunciation and expression. • Identify main idea, characters and sequence of events. • Infer meaning and moral/message from the text. <p>GRAMMAR CH-6</p> <ul style="list-style-type: none"> • Identify and use articles correctly in sentences. • Differentiate between definite and indefinite articles. <p>VOCABULARY</p> <ul style="list-style-type: none"> • Recognize prefixes and suffixes and understand their function. <p>WRITING</p> <ul style="list-style-type: none"> • Organize ideas logically in paragraph form. • Use appropriate 	<p>LITERATURE Students will be able to:</p> <ul style="list-style-type: none"> • Identify the central idea and key details of the lesson. • Explain the message/theme of the story in their own words. • Answer factual and inferential questions accurately. <p>GRAMMAR Students will be able to:</p> <ul style="list-style-type: none"> • Use articles (a, an, the) correctly in sentences. • Distinguish between definite and indefinite articles. • Identify common prefixes and suffixes. • Form new words by adding prefixes and suffixes. <p>WRITING Students will be able to:</p> <ul style="list-style-type: none"> • Write a coherent paragraph on a given topic. • Maintain logical sequencing of ideas. 	<p><u>PROJECT-BASED ACTIVITY</u></p> <p>“Noun City – Build Your Own World” Students create a mini 3D “Noun City” using waste material.</p> <p>Proper Nouns → Name buildings (Lotus School, Green Park, India Gate Road)</p> <p>Common Nouns → Shops, hospital, park, teacher, doctor</p> <p>Collective Nouns → A crowd at the mall, a team on playground</p> <p>Abstract Nouns → Write emotions on banners in the city (Kindness Zone, Honesty Street)</p>
--	--	---	--	--

		vocabulary and sentence structure.	<ul style="list-style-type: none"> • Use correct grammar, punctuation and spelling. 	
	PERIODIC TEST-I EXAM (11-5-2026)	SYLLABUS LITERATURE CH-1 The Samurai Warrior and the Tea Master Poem 1 – I’m Late for school GRAMMAR CH-1 Nouns: Possessive CH-2 Noun: Singular and Plural CH-3 Noun: Kinds CH- 6: Article READING Unseen Passage WRITING Paragraph Writing		
JULY (25 Days)	LITERATURE CH-3 Brown Bear and Wilbur Wolf CH-4 The Will	LITERATURE CH-3,4 <ul style="list-style-type: none"> • Read grade-appropriate texts fluently with correct pronunciation and expression. • Converse confidently and respond appropriately to questions. • Identify main idea, characters, setting and sequence of events. • Analyze character traits and motivations. 	LITERATURE Students will be able to: <ul style="list-style-type: none"> • Identify central idea and important events of the lesson. • Describe characters and explain their actions. • Infer the moral/message of the story. • Answer textual questions accurately in oral and written form. 	<u>SPORTS INTEGRATED ACTIVITY</u> (kinesthetic learning) “ Verb Statue Game – Freeze the Action! ” Students play an active game to learn main verbs and irregular verbs through body movement. <ul style="list-style-type: none"> • A student performs an action verb • The student suddenly freezes like a statue. • Classmates guess the main verb being performed. • Students make a sentence using the verb. • They then change it into its irregular past form and frame another sentence. For Assignments please Click

	<p>GRAMMAR CH-4: Adjectives- Kinds and Formation</p> <p>CH-5: Adjectives – Degrees of Comparison</p> <p>CH-7: Verbs - Irregular and Helping verbs</p> <p>WRITING Informal Letter</p>	<p>GRAMMAR CH-4</p> <ul style="list-style-type: none"> • Identify different kinds of adjectives in sentences. • Form adjectives correctly from nouns and verbs. <p>CH-5</p> <ul style="list-style-type: none"> • Use degrees of comparison appropriately in context. <p>CH-7</p> <ul style="list-style-type: none"> • Recognize irregular verbs and use correct past forms. • Identify and use helping verbs correctly in sentences. <p>WRITING</p> <ul style="list-style-type: none"> • Organize ideas logically following correct letter format. • Use appropriate vocabulary and sentence structure. • Maintain coherence and clarity in written expression. 	<p>GRAMMAR Students will be able to:</p> <ul style="list-style-type: none"> • Use degrees of comparison (positive, comparative, superlative) accurately. • Form adjectives from given words appropriately. • Use irregular verbs in correct tense forms. • Identify and apply helping verbs correctly in sentences. <p>WRITING Students will be able to:</p> <ul style="list-style-type: none"> • Write an informal letter using correct format • Organize ideas logically in paragraphs. 	
--	--	---	---	--

	<p>READING Unseen Passage</p>	<p>READING</p> <ul style="list-style-type: none"> • Read unseen passages fluently with comprehension. • Locate specific information and infer meaning from text. • Respond accurately to factual and inferential questions. 	<p>READING Students will be able to:</p> <ul style="list-style-type: none"> • Read and comprehend unseen passages independently. • Answer factual and inferential questions correctly. • Derive meaning of unfamiliar words using context clues. 	
<p>AUGUST (21 Days)</p>	<p>LITERATURE CH-5 The Myriad Colours of Meghalaya</p> <p>Poem 2- The Fox's Wedding (Oral Assessment) Poem-4 How the Leaves Came Down</p>	<p>LITERATURE CH-5</p> <ul style="list-style-type: none"> • Converse fluently and express ideas clearly. • Comprehend narrated stories and identify key elements. • Interpret the meaning and message of a story. <p>P-2,4</p> <ul style="list-style-type: none"> • Participate in creative and performative activities. • Recite poems with correct rhythm and expression. 	<p>LITERATURE Students will be able to:</p> <ul style="list-style-type: none"> • Identify the central idea and supporting details of the lesson. • Describe the beauty and cultural richness presented in the text. • Explain the theme and moral conveyed through poems. • Relate textual themes to environmental awareness and values. 	<p><u>SUBJECT ENRICHMENT & LITERACY ACTIVITY</u> “Modal Advice Booth – What Should We Do?” Students create a small “Advice Booth” where they give suggestions using modal helping verbs.</p> <ul style="list-style-type: none"> • Students write real-life situations on slips (exam fear, lost pencil, helping a friend, finishing homework). • Another student picks a slip and gives advice using modal verbs. • Students frame a correct sentence using the modal verb. <p>For Assignments please Click</p>

	<p>GRAMMAR CH-8: Modals- as Helping Verbs</p> <p>CH-9: Verbs- The Continuous Tenses</p> <p>CH-10: Verbs – The Simple and Continuous Tenses</p> <p>WRITING Informal Letter</p>	<p>GRAMMAR CH-8</p> <ul style="list-style-type: none"> Identify and use modals appropriately. <p>CH-9</p> <ul style="list-style-type: none"> Differentiate between simple and continuous tenses. Use present, past and future continuous tenses correctly. Apply correct verb forms in sentences. <p>CH-10</p> <ul style="list-style-type: none"> Edit sentences to distinguish between habitual actions and ongoing events. <p>WRITING</p> <ul style="list-style-type: none"> Follow correct informal letter format Use appropriate vocabulary and varied sentence structures. 	<p>GRAMMAR Students will be able to:</p> <p>Use modals correctly to express ability, permission, advice and obligation.</p> <ul style="list-style-type: none"> Differentiate between simple and continuous tenses. Frame sentences using present, past and future continuous tenses. <p>WRITING Students will be able to:</p> <ul style="list-style-type: none"> Write an informal letter using correct format and structure. Express thoughts clearly and coherently. Use appropriate tense forms and vocabulary 	
--	---	--	--	--

	<p>READING Unseen Passage</p>	<p>READING</p> <ul style="list-style-type: none"> • Read unseen passages fluently with comprehension. • Locate specific information and infer meaning from text. • Respond accurately to factual and inferential questions. 	<p>READING Students will be able to:</p> <ul style="list-style-type: none"> • Read and comprehend unseen passages independently. • Answer factual and inferential questions correctly. • Derive meaning of unfamiliar words using context clues. 	
<p>SEPTEMBER (6 Days)</p>	<p>LITERATURE CH-6 Liza and the Lost letter</p>	<p>LITERATURE CH-6</p> <ul style="list-style-type: none"> • Listening and understanding the main idea of a story. • Reading the text with correct pronunciation and fluency. • Expressing ideas and opinions about 	<p>LITERATURE Students will be able to:</p> <ul style="list-style-type: none"> • Read the story fluently with proper expression. • Identify the main characters and events of the story. • Explain the importance of helping 	<p><u>IMAGINATIVE LEARNING & LITERACY ACTIVITY</u></p> <p>“Time Traveller Talk – Tenses in Action!” Students explore tenses and helping verbs by imagining themselves as time travellers.</p> <ul style="list-style-type: none"> • Each student writes three short sentences about one action in past, present, and future tense. • Students identify and underline the helping verb used in each sentence. • They present their “time travel story” to the class.

	<p>GRAMMAR CH-11: Adverbs – kinds and Positions (to be continued)</p>	<p>the story orally and in writing.</p> <ul style="list-style-type: none"> • Understanding values such as honesty, kindness, and responsibility. <p>GRAMMAR CH-11</p> <ul style="list-style-type: none"> • Identifying adverbs in sentences. • Understanding different kinds of adverbs • Using adverbs correctly in simple sentences. 	<p>others and being responsible.</p> <p>GRAMMAR Students will be able to:</p> <ul style="list-style-type: none"> • Recognize adverbs and explain their use. • Identify types of adverbs such as how, when, and where. • Use adverbs correctly in their own sentences. 	
	<p>MID-TERM EXAMINATION</p> <p>(11-9-2026)</p>	<p>SYLLABUS</p> <p>LITERATURE CH-2 Everything is Possible CH-3 Brown Bear and Willbur Wolf Poem 2- The Fox’s Wedding (R.T,C) Poem- 4 How the Leaves came Down</p> <p>GRAMMAR CH-3: Adjectives- Kinds and Formation CH-4: Adjectives – Degrees of Comparison CH-7: Verbs -Helping and Irregular verbs CH-8 Modals – Helping Verbs CH-9: Verbs -The Continuous Tenses</p> <p>WRITING – Informal Letter, Paragraph Writing READING -Unseen passage</p>		
TERM-II				
<p>OCTOBER (18 Days)</p>	<p>LITERATURE CH- 7 The Praying Hands</p>	<p>LITERATURE CH-7</p>	<p>LITERATURE Students will be able to:</p>	<p><u>SUBJECT ENRICHMENT ACTIVITY</u> “Grammar Carnival- The Fun Fair of Words!”</p>

	<p>GRAMMAR CH-11: Adverbs – kinds and Positions (to be continued) CH-12: Adverbs - Formation</p> <p>CH-13: Pronouns- Possessive and Interrogative</p> <p>CH-14 Conjunctions</p>	<ul style="list-style-type: none"> • Read prose text fluently with correct pronunciation, pace and expression. • Listen attentively and participate in discussions related to the text. • Identify main idea, characters and important events in the story. • Relate the values from the text to real-life situations. <p>GRAMMAR CH-12</p> <ul style="list-style-type: none"> • Identify and use adverbs correctly in sentences. • Form adverbs from adjectives using appropriate suffixes. <p>CH-13</p> <ul style="list-style-type: none"> • Recognize possessive and interrogative pronouns and use them correctly. <p>CH-14</p> <ul style="list-style-type: none"> • Use conjunctions to connect words, phrases and sentences. 	<ul style="list-style-type: none"> • Identify the central idea and key details of the lesson. • Describe the characters and important events in the story. • Explain the values and message conveyed in the text. <p>GRAMMAR Students will be able to:</p> <ul style="list-style-type: none"> • Identify and use adverbs correctly in sentences. • Form adverbs from adjectives appropriately. • Use possessive and interrogative pronouns accurately. • Join sentences using suitable conjunctions. 	<p>Students organise a small Grammar Carnival in the classroom where different stalls represent different parts of speech such as verbs, adverbs, pronouns, and conjunctions.</p> <ul style="list-style-type: none"> • Students work in small groups and create mini grammar stalls. • Each stall focuses on one topic (Verb Stall, Adverb Stall, Pronoun Stall, Conjunction Stall). • The group prepares word cards or sentence cards related to their topic. • Other students visit the stalls, pick a card, and complete a small grammar challenge. •Students collect points for every correct answer and rotate to different stalls. <p>Examples: Verb Stall → Act the verb and make a sentence. Adverb Stall → Describe how the action happens (<i>quickly, slowly, happily</i>). Pronoun Stall → Replace nouns with correct pronouns. Conjunction Stall → Join two sentences using <i>and, but, because</i>.</p> <p style="text-align: center;">For Assignments please Click</p>
--	--	---	--	---

	<p>WRITING Picture Composition Diary Writing</p> <p>READING Unseen Poem</p>	<ul style="list-style-type: none">• Construct meaningful sentences using correct grammar structures. <p>WRITING</p> <ul style="list-style-type: none">• Observe details and organize ideas logically in writing.• Express personal experiences and feelings in diary form.• Use appropriate vocabulary, punctuation and sentence structure. <p>READING</p> <ul style="list-style-type: none">• Read unseen poetic text with understanding.• Identify rhyme, rhythm and theme of the poem.• Respond to comprehension questions based on the poem.	<p>WRITING</p> <p>Students will be able to:</p> <ul style="list-style-type: none">• Write meaningful sentences based on a picture prompt.• Present ideas clearly and logically in written form. <p>READING</p> <p>• Students will be able to:</p> <ul style="list-style-type: none">• Read and understand an unseen poem independently.• Identify the theme and rhyming words in the poem.• Answer comprehension questions based on the poem accurately.	
--	---	--	---	--

<p>NOVEMBER (17 Days)</p>	<p>LITERATURE Poem- 3 Earnestness (Oral Assessment)</p> <p>GRAMMAR CH-16: Punctuation (Activity Based)</p> <p>CH- 18 Kinds of Sentences</p> <p>Vocabulary- Collocations, Useful phrases and Expressions</p>	<p>LITERATURE P-3</p> <ul style="list-style-type: none"> • Read and recite the poem with correct pronunciation, rhythm, and expression. • Identify the theme and moral values presented in the poem. <p>GRAMMAR CH-16</p> <ul style="list-style-type: none"> • Recognize and understand the use of basic punctuation marks. • Apply punctuation marks correctly in sentences. <p>CH-18</p> <ul style="list-style-type: none"> • Identify different kinds of sentences in spoken and written language. • Understand the purpose of each type of sentence. <p>Vocabulary</p> <ul style="list-style-type: none"> • Develop vocabulary through learning collocations and expressions. 	<p>LITERATURE Students will be able to:</p> <ul style="list-style-type: none"> • Recite the poem “Earnestness” with proper voice modulation and confidence. Explain the central message of the poem in simple words • Identify qualities such as hard work, sincerity, and determination <p>GRAMMAR Students will be able to:</p> <ul style="list-style-type: none"> • Identify punctuation marks. • Use punctuation correctly while writing sentences. • Identify declarative, interrogative, imperative, and exclamatory sentences. • Differentiate between different types of sentences. • Identify common collocations Use useful phrases in meaningful sentences. 	<p><u>PROJECT BASED COLLABORATION ACTIVITY</u> (literacy & imaginative learning) “Message Tree – Understanding the Poem ‘Earnestness’”</p> <p>Students explore the message of sincerity, hard work, and dedication from the poem through a creative display.</p> <ul style="list-style-type: none"> • Students draw or create a large paper tree on chart paper. • On small leaf cut-outs, students write words or phrases from the poem that show earnestness such as <i>hard work, honesty, effort, dedication.</i> <p><u>SUBJECT ENRICHMENT ACTIVITY</u> “Punctuation Puzzle – Fix the Meaning!”</p> <p>Students solve sentence puzzles to understand the use of punctuation marks.</p> <ul style="list-style-type: none"> • Students prepare sentence strips without punctuation marks. • The strips are cut into parts and exchanged with another group. • Students arrange the sentence correctly and add suitable • Groups read the corrected sentence aloud. <p>For Assignments please Click</p>
---	---	--	---	---

<p>DECEMBER (11 Days)</p>	<p>LITERATURE CH- 8 The Three Question</p> <p>GRAMMAR CH-19: Sentence- Subject, predicate and object (Activity Based)</p> <p>CH-20: Sentences- Simple and Compound</p> <p>WRITING Formal Letter</p>	<p>LITERATURE CH-8</p> <ul style="list-style-type: none"> • Listen attentively to the story and identify the main idea and events. • Read the lesson fluently with correct • Identify the characters and sequence of events in the story. <p>GRAMMAR CH-19</p> <ul style="list-style-type: none"> • Identify the subject in simple sentences. • Recognize the predicate and object in a sentence. • Understand how sentences are structured using subject, predicate, and object. <p>CH-20</p> <ul style="list-style-type: none"> • Recognize simple and compound sentences. • Understand how conjunctions join two ideas. <p>WRITING</p> <ul style="list-style-type: none"> • Understand the format of a formal letter. • Organize ideas logically in written communication. 	<p>LITERATURE Students will be able to:</p> <ul style="list-style-type: none"> • Read the story “The Three Questions” with understanding and fluency. • Explain the message of kindness, wisdom, and helping others. <p>GRAMMAR Students will be able to:</p> <ul style="list-style-type: none"> • Identify subject, predicate, and object in sentences. • Differentiate between these parts of a sentence. • Identify simple and compound sentences. <p>WRITING Students will be able to:</p> <ul style="list-style-type: none"> • Identify the parts of a formal letter. • Use appropriate format and language in formal writing. 	<p>EXPERIENTIAL LEARNING ACTIVITY “Human Sentence Machine – Build the Meaning!”</p> <p>Students act as parts of a sentence to understand sentence structure.</p> <ul style="list-style-type: none"> • Students write noun, verb, and object words on cards. Three students stand as Subject, Predicate, and Object. • They arrange themselves to form a complete sentence. • The class identifies each part of the sentence.
--------------------------------------	--	---	--	--

	<p>CH-17 Subject – Verb Agreement</p> <p>WRITING Formal Letter</p> <p>READING Unseen poem</p>	<p>use of prepositions of time, place, and direction.</p> <ul style="list-style-type: none"> • Apply appropriate prepositions while forming sentences. <p>CH-17</p> <ul style="list-style-type: none"> • Identify the relationship between subject and verb. • Recognize singular and plural subjects. • Apply correct verb forms according to the subject. <p>WRITING</p> <ul style="list-style-type: none"> • Understand the format of formal letters. • Organize ideas logically in writing. • Use polite language and correct grammar. <p>READING</p> <ul style="list-style-type: none"> • Read fluently with unseen poem. • Locate specific information and infer meaning from text. 	<p>plural subjects.</p> <ul style="list-style-type: none"> • Use correct verb forms according to the subject. <p>WRITING</p> <p>Students will be able to:</p> <ul style="list-style-type: none"> • Write a formal letter using correct format. • Use appropriate vocabulary and punctuation. <p>READING</p> <p>Students will be able to:</p> <ul style="list-style-type: none"> • Read and understand an unseen poem independently. • Identify the theme and rhyming words in the poem. 	
--	---	---	--	--

FEBRUARY/ MARCH	Revision	For Assignments please Click
	ANNUAL EXAMINATION	<p>SYLLABUS</p> <p>LITERATURE Ch- 6 Liza and The Lost Letter CH- 7 The Praying Hands CH- 8 The Three Questions Poem- 5 The Cocoon</p> <p>GRAMMAR CH-10: Verbs- The Simple and Continuous Tense CH-14: Conjunctions CH-15: Prepositions- of Time, of Position, of Direction</p> <p>CH-17: Subject- Verb Agreement CH-20: Sentences- Simple and Compound Vocabulary- Collocations, Useful phrases and Expressions</p> <p>WRITING - Formal letter, Diary Writing READING - Unseen Poem/Passage</p>

**ANNUAL
EXAMINATION**

SYLLABUS

LITERATURE

Ch- 6 Liza and The Lost Letter
CH- 7 The Praying Hands
CH- 8 The Three Questions
Poem- 5 The Cocoon

GRAMMAR

CH-10: Verbs- The Simple and Continuous Tense
CH-14: Conjunctions
CH-15: Prepositions- of Time, of Position, of Direction

CH-17: Subject- Verb Agreement

CH-20: Sentences- Simple and Compound

Vocabulary- Collocations, Useful phrases and Expressions

WRITING - Formal letter, Diary Writing

READING - Unseen Poem/Passage



Brain International School

Recognised Senior Secondary School, Affiliated to CBSE
Vikas Puri, New Delhi

वार्षिक पाठ्यक्रम

सत्र : 2026-27

कक्षा- चार

विषय-हिंदी

मास व दिन	अध्याय का नाम	अपेक्षित दक्षताएँ	सीखने के अपेक्षित प्रतिफल/ उद्देश्य	सुझावित गतिविधियाँ
सत्र-1				
अप्रैल (22 दिन)	पाठ्यपुस्तक-वीणा पाठ-1 चिड़िया के गीत (कविता) पाठ-2 बगीचे का घोंघा (कहानी) व्याकरण संबोध- पाठ-1 भाषा पाठ-2 वर्ण-विचार	<ul style="list-style-type: none">❖ पक्षियों के जीवन चक्र, उनके आवास (घोंसले) और उनके अनुभवों के माध्यम से प्रकृति और पर्यावरण से जुड़ाव महसूस करना।❖ नई जगहों और चीजों को जानने की इच्छा विकसित करना।❖ अपनी छोटी दुनिया (बगीचा) और बाहरी विशाल दुनिया के बीच के अंतर और विविधता को समझना।	<ul style="list-style-type: none">❖ विभिन्न पक्षियों की भोजन संबंधी आदतों और उनके प्राकृतिक आवासों को पहचानने में सक्षम होंगे।❖ बच्चे कहानी के मुख्य पात्र (घोंघा) के अनुभवों को अपनी भाषा में सुना सकेंगे।❖ पाठ में आए विशेषण शब्दों (जैसे: लंबा-चौड़ा, अद्भुत, मजेदार) का प्रयोग करके वस्तुओं की विशेषता बताना सीख जाएँगे।	<ul style="list-style-type: none">❖ अभिनय के साथ कविता पाठ: विद्यार्थी चिड़िया का मास्क बनाकर कक्षा में कविता का अभिनय करेंगे।❖ कल्पना और चित्रकारी: "यदि मैं घोंघा होता/होती" विषय पर चर्चा करेंगे और बच्चे घोंघे के 'शंख' वाले घर का सुंदर चित्र बनाएँगे। <p>For Assignments please Click</p>
मई (17 दिन)	रचनात्मक लेखन <ul style="list-style-type: none">• अपठित गद्यांश• चित्र वर्णन आवर्ती परीक्षा-1 (18 मई) पुनरावृत्ति	पाठ्यक्रम पाठ्यपुस्तक (वीणा) पाठ-1 चिड़िया के गीत (कविता) पाठ-2 बगीचे का घोंघा (कहानी) व्याकरण संबोध पाठ-1 भाषा पाठ-2 वर्ण-विचार	रचनात्मक लेखन चित्र वर्णन, अपठित गद्यांश	

<p>जुलाई (25 दिन)</p>	<p>पाठ्यपुस्तक-वीणा *पाठ-3 नीम (मौखिक मूल्यांकन) पाठ-4 हमारा आहार (लेख) व्याकरण संबोध- पाठ-5 संज्ञा पाठ-6 लिंग पाठ-14 पर्यायवाची शब्द(पृष्ठ-81)- (अध्यापक शब्द से समुद्र शब्द तक) रचनात्मक लेखन <ul style="list-style-type: none"> • अनुच्छेद लेखन </p>	<ul style="list-style-type: none"> ❖ पेड़ों के महत्व, विशेषकर नीम के औषधीय और वायु-शोधक गुणों को समझना। ❖ प्रकृति में मौजूद विभिन्न प्रकार की पत्तियों, उनके आकार और बनावट में अंतर करने की क्षमता। ❖ संतुलित और पौष्टिक आहार के महत्व को समझना और स्वस्थ रहने के लिए भोजन के सही चयन की क्षमता विकसित करना। ❖ खाने की आदतों में अनुशासन लाना, जैसे- समय पर खाना, अधिक न खाना और ताज़ा भोजन करना। 	<ul style="list-style-type: none"> ❖ बच्चे नीम के पेड़ के विभिन्न लाभों (जैसे- रोग भगाना, वायु शुद्ध करना) को सूचीबद्ध कर सकेंगे। ❖ विद्यार्थी यह समझ पाएँगे कि कड़वे स्वाद वाली चीज़ें भी स्वास्थ्य के लिए मीठी (लाभकारी) हो सकती हैं। ❖ बच्चे स्वस्थ और अस्वस्थ (जंक फूड) खान-पान के बीच अंतर स्पष्ट कर सकेंगे। ❖ विद्यार्थी संतुलित आहार के विभिन्न घटकों (दाल, चावल, हरी सब्जियाँ, दूध, दही) की सूची बना पाएँगे। 	<ul style="list-style-type: none"> ❖ पत्तियों का संग्रह (Leaf Album): बच्चे अपने आसपास से विभिन्न पेड़ों की गिरी हुई पत्तियाँ इकट्ठी करेंगे (जैसे नीम, पीपल, आम) और उन्हें एक ए-4 साइज़ शीट में चिपकाकर उनके नाम लिखेंगे। ❖ नारा लेखन: सही खान-पान पर छोटे और आकर्षक नारे लिखेंगे, जैसे- "ताजा खाना खाएँगे, बीमारी को दूर भगाएँगे"। For Assignments please Click
<p>अगस्त (21 दिन)</p>	<p>पाठ्यपुस्तक-वीणा पाठ-5 आसमान गिरा (कहानी) पाठ-6 जयपुर से पत्र (पत्र) व्याकरण संबोध- पाठ-7 वचन पाठ-9 सर्वनाम (भेद सहित) पाठ-15 विलोम शब्द(पृष्ठ-84)- (सुख शब्द से मुश्किल शब्द तक)</p>	<ul style="list-style-type: none"> ❖ सुनी-सुनाई बातों पर आँख मूँदकर विश्वास न करना और वास्तविकता की जाँच करने की प्रवृत्ति विकसित करना। ❖ कठिन या डरावनी परिस्थिति में घबराने के बजाय धैर्य से काम लेने और सही नेतृत्व (जैसे शेर ने किया) को पहचानने की क्षमता। 	<ul style="list-style-type: none"> ❖ विद्यार्थी यह समझ पाएँगे कि बिना प्रमाण के किसी भी बात पर भरोसा करना हानिकारक हो सकता है। ❖ कहानी के माध्यम से नए शब्दों और मुहावरों के अर्थ समझकर उनका दैनिक जीवन में प्रयोग करेंगे। ❖ बच्चे पत्र लेखन के विभिन्न अंगों (संबोधन, कुशल-क्षेम, मुख्य विषय, 	<ul style="list-style-type: none"> ❖ कहानी का मंचन: कक्षा में बच्चों को अलग-अलग पात्र (खरगोश, लोमड़ी, भालू, हाथी, शेर) बनाकर कहानी का अभिनय करने के लिए कहें। ❖ पत्र लेखन : विद्यार्थी अपने किसी मित्र या रिश्तेदार को अपनी किसी यात्रा का वर्णन करते हुए एक पत्र लिखेंगे। For Assignments please Click

	<u>रचनात्मक लेखन</u> <ul style="list-style-type: none"> • अनौपचारिक पत्र • अनुच्छेद लेखन 	<ul style="list-style-type: none"> ❖ पत्र लेखन की परंपरा, प्रारूप और संदेश भेजने के औपचारिक तरीके को समझना। 	<p>समापन) को पहचान सकेंगे और स्वयं पत्र लिख पाएँगे।</p> <ul style="list-style-type: none"> ❖ विद्यार्थी जयपुर के मुख्य ऐतिहासिक स्थलों (हवामहल, जंतर-मंतर, आमेर का दुर्ग) की विशेषताओं का वर्णन कर सकेंगे। 	
सितंबर (23 दिन)	अर्धवार्षिक परीक्षा (18 सितंबर) <u>पुनरावृत्ति</u>	<u>पाठ्यक्रम</u> पाठ्यपुस्तक (वीणा) पाठ-4 हमारा आहार (लेख) पाठ-5 आसमान गिरा (कहानी) पाठ-6 जयपुर से पत्र (पत्र) <u>व्याकरण संबोध -</u> पाठ-5 संज्ञा पाठ-6 लिंग पाठ-14 पर्यायवाची शब्द(पृष्ठ-81)- (अध्यापक शब्द से समुद्र शब्द तक) <u>रचनात्मक लेखन</u> अनुच्छेद लेखन,अपठित गद्यांश		
	<u>पाठ्यपुस्तक-वीणा</u> पाठ-7 नकली हीरे (लेख) <u>व्याकरण संबोध-</u> पाठ-10 विशेषण (भेदरहित)	<ul style="list-style-type: none"> ❖ चापलूसी और सत्यनिष्ठा के बीच अंतर को समझना। यह जानना कि कठिन परिस्थिति में भी सच बोलना क्यों जरूरी है। ❖ किसी की प्रशंसा केवल उसे खुश करने के लिए नहीं, बल्कि तथ्यों पर करने की समझ विकसित कर सकेंगे। 	<ul style="list-style-type: none"> ❖ विद्यार्थी कहानी को अपने शब्दों में सुना सकेंगे और उसके मुख्य संदेश (सच की जीत) को स्पष्ट कर सकेंगे। ❖ पाठ में आए नए शब्दों (जैसे: निस्संदेह, सलाहकार, जौहरी, बुद्धिमत्ता) का अर्थ और वाक्यों में प्रयोग कर सकेंगे। 	<ul style="list-style-type: none"> ❖ <u>विशेषण की पहचान-</u> पाठ में आये सभी विशेषण शब्दों का प्रयोग करते हुए नए वाक्यों की रचना करेंगे।

सत्र-2

<p>अक्टूबर (19 दिन)</p>	<p>पाठ्यपुस्तक-वीणा पाठ-8 ओणम के रंग (लेख) (अनुच्छेद लेखन के रूप में आंकलन किया जाएगा) पाठ-9 मिठाइयों का सम्मलेन (पत्र) व्याकरण संबोध- पाठ-11 क्रिया (भेदरहित) पाठ-12 काल (भेदसहित) पाठ-16 अनेकार्थी शब्द पाठ-17 वाक्यांशों के लिए एक शब्द (पृष्ठ-93)- (हर दिन होने वाला से जो कभी न मरे तक)</p>	<ul style="list-style-type: none"> ❖ भारत के विभिन्न राज्यों (विशेषकर केरल) के त्योहारों, परंपराओं और लोक-कथाओं के प्रति सम्मान और जानकारी विकसित करना। ❖ भोजन में शक्कर (मीठे) की अधिकता से होने वाले प्रभावों और स्वास्थ्य के प्रति सचेत रहने की क्षमता का विकास। 	<ul style="list-style-type: none"> ❖ बच्चे ओणम के त्योहार से जुड़ी पौराणिक कथा (राजा महाबली और वामन अवतार) सुना सकेंगे। ❖ विद्यार्थी केरल की भौगोलिक विशेषताओं (नारियल के पेड़, समुद्र तट, पर्वत और खान-पान) का वर्णन कर सकेंगे। ❖ बच्चे विभिन्न मिठाइयों के नाम और उनकी विशेषताओं (जैसे- रसीली, कुरकुरी, नरम) का वर्णन कर सकेंगे। 	<ul style="list-style-type: none"> ❖ फूलों की रंगोली (पूककलम): कक्षा में बच्चों को समूहों में बाँटकर कागज़ पर या ज़मीन पर असली फूलों या रंगीन कागज़ के टुकड़ों से 'पूककलम' बनाने की प्रतियोगिता आयोजित की जाएगी। ❖ मिठाइयों की सभा (Role Play): विद्यार्थी अलग-अलग मिठाई (लड्डू, जलेबी, रसगुल्ला) का पात्र बनेंगे और अपने स्वाद व गुणों पर आधारित छोटे-छोटे संवाद बोलेंगे। For Assignments please Click
<p>नवंबर (18 दिन)</p>	<p>पाठ्यपुस्तक-वीणा पाठ-10 कैमरा (कविता) व्याकरण संबोध- पाठ-14 पर्यायवाची शब्द (पानी शब्द से लेकर साँप तक) पाठ-15 विलोम शब्द (हँसना से उपस्थित तक)</p>	<ul style="list-style-type: none"> ❖ कैमरे की कार्यप्रणाली (प्रकाश और छाया का खेल) और आधुनिक तकनीक के प्रति रुचि विकसित करना। 	<ul style="list-style-type: none"> ❖ बच्चे कविता का सस्वर वाचन उचित तुकबंदी और उत्साह के साथ कर सकेंगे। 	<ul style="list-style-type: none"> ❖ फोटो फ्रेम बनाना (कलाकारी): विद्यार्थी पाठ में दी गई गतिविधि के अनुसार, आइसक्रीम स्टिक्स या कार्डबोर्ड की सहायता से एक सुंदर फोटो फ्रेम बनाएँगे और उसमें अपनी मनपसंद फोटो लगाएँगे। For Assignments please Click
<p>दिसंबर (21 दिन)</p>	<p>पाठ्यपुस्तक-वीणा पाठ-11 कविता का कमाल (कहानी) पाठ-12 शतरंज में मात (नाटक) (नाटक मंचन के माध्यम से केवल मौखिक आंकलन) व्याकरण संबोध- पाठ-17 वाक्यांशों के लिए एक शब्द (मांस खाने वाला से केवल फल-सब्ज़ी खाने वाला)</p>	<ul style="list-style-type: none"> ❖ अपने आसपास की घटनाओं और दृश्यों को शब्दों में पिरोकर कविता या कहानी बनाने की क्षमता का विकास करना। ❖ शतरंज जैसे खेलों के माध्यम से धैर्य, योजना बनाने और बुद्धिमानी से 	<ul style="list-style-type: none"> ❖ विद्यार्थी यह समझ सकेंगे कि फोटो खींचने में 'प्रकाश और छाया' का क्या महत्व है। बच्चे कहानी को उचित हाव-भाव और संवादों के साथ सुना सकेंगे। ❖ बच्चे नाटक के पात्रों के अनुसार उचित आरोह-अवरोह और हाव-भाव के साथ संवाद वाचन कर सकेंगे। 	<ul style="list-style-type: none"> ❖ नाटक मंचन (Drama Activity): छात्रों को राजा, तेनालीरामन और दरबारियों के पात्रों में बाँटकर कक्षा में नाटक का मंचन करवाया जाएगा। For Assignments please Click


	पाठ-19 अशुद्धि शोधन	निर्णय लेने की क्षमता विकसित करना।	❖ विद्यार्थी यह समझ सकेंगे कि अहंकार और ईर्ष्या करने वालों को अंत में अपनी हार माननी पड़ती है।	
	आवर्ती परीक्षा-2 (1 दिसंबर) <u>पुनरावृत्ति</u>	<p>पाठ्यक्रम</p> <p>पाठ्यपुस्तक (वीणा)</p> <p>पाठ-7 नकली हीरे (लेख)</p> <p>पाठ-9 मिठाइयों का सम्मलेन (पत्र)</p> <p>व्याकरण संबोध-</p> <p>पाठ-11 क्रिया (भेदरहित)</p> <p>पाठ-16 अनेकार्थी शब्द</p> <p>पाठ-17 वाक्यांशों के लिए एक शब्द (पृष्ठ-93)- (हर दिन होने वाला से जो कभी न मरे तक)</p> <p>पाठ-14 पर्यायवाची शब्द (पानी शब्द से लेकर साँप तक)</p> <p>रचनात्मक लेखन</p> <p>अपठित गद्यांश, अनौचारिक पत्र</p>		
जनवरी (16 दिन)	<p>पाठ्यपुस्तक-वीणा</p> <p>पाठ-13 हमारा आदित्य (संवाद)</p> <p>व्याकरण संबोध-</p> <p>पाठ-18 विराम-चिह्न</p> <p>पाठ-20 मुहावरे (पृष्ठ-107) 1 से 12 तक</p>	❖ ब्रह्मांड, सूर्य (तारा) और सौरमंडल के प्रति वैज्ञानिक दृष्टिकोण और उत्सुकता विकसित करना।	<p>❖ बच्चे सूर्य की बनावट (गैसों का गोला) और पृथ्वी से उसकी दूरी के बारे में बता सकेंगे ।</p> <p>❖ पाठ में आए तकनीकी शब्दों (जैसे- सौर मंडल, उपग्रह, अंतरिक्ष यान, वैज्ञानिक) का सही संदर्भ में प्रयोग कर सकेंगे ।</p>	<p>❖ आदित्य-L1 का मॉडल: गते, पुरानी बोतलों और एल्युमिनियम फॉयल की सहायता से 'आदित्य-L1' यान का एक छोटा मॉडल बनाएँगे ।</p> <p>For Assignments please Click</p>


फरवरी/मार्च	वार्षिक परीक्षा पुनरावृत्ति	पाठ्यक्रम पाठ्यपुस्तक (वीणा) पाठ-10 कैमरा (कविता) पाठ-11 कविता का कमाल (कहानी) पाठ-13 हमारा आदित्य (संवाद) व्याकरण संबोध- पाठ-15 विलोम शब्द (हँसना से उपस्थित तक) पाठ-17 वाक्यांशों के लिए एक शब्द (मांस खाने वाला से केवल फल-सब्जीखाने वाला तक) पाठ-18 विराम-चिह्न पाठ-19 अशुद्धि शोधन पाठ-20 मुहावरे (पृष्ठ-107) 1 से 12 तक रचनात्मक लेखन अपठित गद्यांश, अनौचारिक पत्र
-------------	--	--



Brain International School


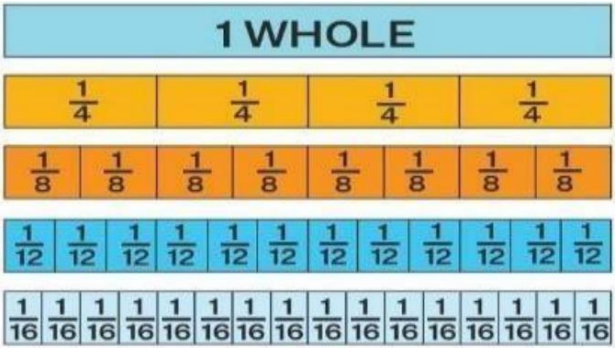
Recognised Senior Secondary School, Affiliated to CBSE
Vikas Puri, New Delhi

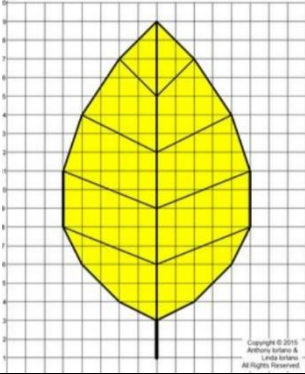
CLASS :IV		ANNUAL SYLLABUS			Session: 2026-27
		SUBJECT -MATHEMATICS			
Textbook: Together with eMath Xplorer - Rachna Sagar					
Reference book: Worksheet by P.P Publications					
MONTH & NO. OF DAYS	CHAPTER NAME	TARGETED COMPETENCIES	LEARNING OUTCOMES/ LEARNING OBJECTIVES	SUGGESTED ACTIVITIES	
April (22 Days)	Chapter 1 – Numbers and Numeration	<ul style="list-style-type: none"> Develop number sense up to 1,00,000 by understanding place value, reading and writing numbers in numerals, words, and expanded form. Compare, order, and round off large numbers and apply these skills in real-life situations. Interprets numbers in real-life contexts such 	<ul style="list-style-type: none"> Read, write, compare, and order numbers Extension of numbers upto 9,99,999 using the Indian place value system. They will demonstrate understanding of place value, number patterns and apply number concepts in daily life situations. Identify predecessor, successor and 	<p>Experiential Learning</p> <ul style="list-style-type: none"> <u>Target Number Titans</u> <p>Students roll a dice four times to create a 4- digit target number. Create 4- digit largest and smallest number. Write the expanded form of both numbers and identify the place value of each digit.</p>	
					



	Chapter 2 –Addition	<p>as population, distance, money, and measurements.</p> <ul style="list-style-type: none"> • Apply addition in real-life problem situations, including word problems involving money, measurement, and daily transactions. 	<p>Rounding off numbers.</p> <ul style="list-style-type: none"> • Accurately add 4–5 digit numbers with and without regrouping and solve real-life word problems. They will also estimate and use the opposite operation to check if their answers are correct and reasonable. 	For Assignments please Click
May (17 Days)	<p>PERIODIC TEST – I</p> <p>13/05/26</p>	<p>SYLLABUS:</p> <p>Ch 1: Numbers and Numeration</p> <p>Ch 2: Addition</p>		
	<p>Chapter 15 –Data Handling</p> <p>Chapter 3- Subtraction</p>	<ul style="list-style-type: none"> • Interpret and analyze data to answer questions and make decisions. • Analyze and draw conclusions from graphical data to answer questions or solve problems. • Demonstrates understanding of borrowing/regrouping in subtraction. 	<ul style="list-style-type: none"> • Collection, organization and visual representation of data using tables, bar graphs and pie charts with interpretation of patterns to draw meaningful conclusions from everyday information. • Use of written methods to subtract large numbers, 	<p><u>Integration of Art</u></p> <ul style="list-style-type: none"> • <u>Shape Hunt and Graph Fun</u> <p>Students observe and record shapes like rectangles, squares, and circles around the classroom. They then organize the data and represent it visually using a graph.</p> 

			application of subtraction in real-life situations and checking accuracy using mental strategies.																																																																														
<p>July (25 days)</p>	<p>Chapter 3-Subtraction (continued)</p> <p>Chapter 4 -Multiplication</p>	<ul style="list-style-type: none"> • Strengthens analytical thinking through solving contextual and word problems involving subtraction in real-life situations. • Apply multiplication to solve real-life problems and analyze results for accuracy. 	<ul style="list-style-type: none"> • Apply logical reasoning and numerical fluency while comparing quantities and identifying differences between numbers. • Understand and apply the properties of multiplication such as commutative and associative properties to solve problems efficiently. 	<p>Experiential Learning</p> <ul style="list-style-type: none"> • Multiply & Conquer <p>Players think carefully, plan their moves wisely and spot multiplication patterns quickly.</p> <table border="1"> <thead> <tr> <th colspan="7">Game</th> </tr> </thead> <tbody> <tr> <td>5</td><td>9</td><td>5</td><td>45</td><td>5</td><td>9</td><td>45</td> </tr> <tr> <td>5</td><td>9</td><td>63</td><td>50</td><td>5</td><td>10</td><td>50</td> </tr> <tr> <td>25</td><td>81</td><td>9</td><td>9</td><td>8</td><td>90</td><td>10</td> </tr> <tr> <td>7</td><td>49</td><td>7</td><td>7</td><td>40</td><td>7</td><td>5</td> </tr> <tr> <td>8</td><td>7</td><td>9</td><td>63</td><td>10</td><td>64</td><td>4</td> </tr> <tr> <td>63</td><td>7</td><td>9</td><td>72</td><td>4</td><td>8</td><td>32</td> </tr> <tr> <td>8</td><td>54</td><td>80</td><td>8</td><td>9</td><td>8</td><td>72</td> </tr> <tr> <td>8</td><td>9</td><td>8</td><td>9</td><td>36</td><td>72</td><td>2</td> </tr> <tr> <td>64</td><td>6</td><td>10</td><td>60</td><td>4</td><td>9</td><td>36</td> </tr> <tr> <td>3</td><td>54</td><td>9</td><td>6</td><td>9</td><td>9</td><td>81</td> </tr> </tbody> </table> <p>For Assignments please Click</p>	Game							5	9	5	45	5	9	45	5	9	63	50	5	10	50	25	81	9	9	8	90	10	7	49	7	7	40	7	5	8	7	9	63	10	64	4	63	7	9	72	4	8	32	8	54	80	8	9	8	72	8	9	8	9	36	72	2	64	6	10	60	4	9	36	3	54	9	6	9	9	81
Game																																																																																	
5	9	5	45	5	9	45																																																																											
5	9	63	50	5	10	50																																																																											
25	81	9	9	8	90	10																																																																											
7	49	7	7	40	7	5																																																																											
8	7	9	63	10	64	4																																																																											
63	7	9	72	4	8	32																																																																											
8	54	80	8	9	8	72																																																																											
8	9	8	9	36	72	2																																																																											
64	6	10	60	4	9	36																																																																											
3	54	9	6	9	9	81																																																																											
<p>August (21 days)</p>	<p>Chapter 5 – Division</p> <p>Chapter 12 – Symmetry and Pattern (Discussion)</p>	<ul style="list-style-type: none"> • Observe the properties of division, including dividing by 1, dividing a number by itself, and understanding remainders. • Recognize and create symmetrical figures, identify lines of symmetry, observe, extend, and design patterns in shapes and objects. 	<ul style="list-style-type: none"> • Solves division problems by applying the properties of division (division by 1, 0, and itself) to identify the dividend, divisor and quotient • Identify, extend, create patterns and draw symmetrical shapes using lines of symmetry. 	<p>Integration of Art</p> <ul style="list-style-type: none"> • “Symmetry Around Me – From Names to Nature” <p>Students will identify the line of symmetry in the letters of their names and in leaves collected from nature to understand symmetry in a simple and fun way.</p>																																																																													

				For Assignments please Click
September (23 Days)	MID TERM EXAMINATION 14/09/26	SYLLABUS		
		Ch 3: Subtraction Ch 4: Multiplication Ch 5: Division Ch 15: Data handling		
	Chapter 6- Factors and Multiples	<ul style="list-style-type: none"> • Explore and illustrate prime and composite numbers and apply prime factorization to break numbers into their basic building blocks. • Differentiates clearly between multiples and factors, exhibiting conceptual clarity in their mathematical applications 	<ul style="list-style-type: none"> • Distinguish between prime and composite numbers and illustrate prime factorization to break numbers into their fundamental components. • Apply knowledge of factors and multiples to solve practical problems, interpret numerical patterns and strengthen logical reasoning. 	
October (19 days)	Chapter 6- Factors and Multiples (continued)	<ul style="list-style-type: none"> • Strengthens logical thinking and problem-solving skills. 	<ul style="list-style-type: none"> • Determines all factors of a number systematically and accurately. 	

	<p>Chapter 9- Geometry</p>	<ul style="list-style-type: none"> • Recognise basic geometric shapes and their observable properties. • Analyze spatial relationships and understand properties of 2D and 3D figures to develop logical reasoning and visualization skills. 	<ul style="list-style-type: none"> • Observe and illustrate simple curved shapes in geometric figures and everyday objects. • Analyze relationships between angles, including right, acute, and obtuse angles, and illustrate them in real-life contexts. 	<p>Experiential Learning</p> <ul style="list-style-type: none"> • Geoboard Shape Explorers <p>To understand polygons and their shapes using Geo board.</p>  <p>For Assignments please Click</p>
<p>November (18 days)</p>	<p>Chapter 7- Fractions</p>	<ul style="list-style-type: none"> • Recognizes the concept of halves ($\frac{1}{2}$) and quarters ($\frac{1}{4}$) as parts of a whole. • Understand and analyse equivalent fractions to express them in their simplest form using logical reasoning. 	<ul style="list-style-type: none"> • Identifies half, one - fourth, three- fourths of a given picture (by paper folding) and also in a collection of objects. • Represents fractions as half, one fourth & three -fourth by using symbols / numerals. 	<p>Experiential Learning</p> <ul style="list-style-type: none"> • Paper folding Activity – Students will represent Fractions as a whole with the help of paper folding.  <p>For Assignments please Click</p>

		SYLLABUS		
December (21 Days)	PERIODIC TEST – II 03/12/26	Ch 6: Factors And Multiples Ch 7: Fractions Ch 9: Geometry		
	Chapter 8- Decimals	<ul style="list-style-type: none"> • Represent a fraction in decimal form. • Compare and arrange decimals in order. 	<ul style="list-style-type: none"> • Apply decimal concepts in real-life situations such as money and measurement, demonstrating clear reasoning and problem-solving skills. 	Integration of Art <ul style="list-style-type: none"> • <u>Trace the Leaf, Measure the Area</u> Students will be asked to find the area of leaf by tracing the outline of it on square grid paper. 
	Chapter 14- Perimeter and Area	<ul style="list-style-type: none"> • Formulates and solves simple mathematical problems related to quantities, shapes, space, and measurements. 	<ul style="list-style-type: none"> • Understanding the concept of perimeter and area of an object. • Explores the area and perimeter of simple geometrical shapes (triangle, rectangle, square) in terms of given shapes as a unit. 	
January (16 days)	Chapter 11- Time	<ul style="list-style-type: none"> • Performs simple measurements of time in minutes, hours, 	<ul style="list-style-type: none"> • Calculates time intervals/ duration of familiar daily life 	

	<p style="text-align: center;">Chapter 13- Measurements</p>	<p>days, weeks and months.</p> <ul style="list-style-type: none"> • Performs simple measurements of volume of objects in their immediate environment. 	<p>events using forward and backward counting/ addition and subtraction.</p> <ul style="list-style-type: none"> • Solves problems involving daily life situation related to volume, length and weight using four basic arithmetic operations. 	<p>Integration of Art</p> <ul style="list-style-type: none"> • <u>Weekend Time Explorer</u>  <p>Create a personal weekend roster, record start time, end time and duration of each activity. Analyze schedule, reflect on time usage and suggest ways to plan weekend more effectively.</p>  <p>For Assignments please Click</p>
<p>February</p>	<p>Chapter 10- Money</p> <p>REVISION</p>	<ul style="list-style-type: none"> • Understand and use different denominations of money to perform addition, subtraction, and simple transactions. 	<ul style="list-style-type: none"> • Able to identify and use money, perform calculations with different denominations, and solve real-life problems involving purchases, payments, and change. 	
<p>March</p>	<p>ANNUAL EXAMINATION</p>	<p>SYLLABUS</p> <p>Ch 8: Decimals</p> <p>Ch 11: Time</p> <p>Ch 13: Measurements</p> <p>Ch 14: Perimeter and Area</p>		







ANNUAL SYLLABUS SESSION 2026-27



CLASS : IV


SUBJECT: EVS


TEXTBOOK – MILLENIUM'S – MY GREEN WORLD 4


S.N O.	Month/Chapter No.	Chapter Name	Targeted Competencies	Targeted Learning Outcomes	Suggested Activities
1.	APRIL (22 Days)				
	<ul style="list-style-type: none"> Ch.1 	<ul style="list-style-type: none"> Ch.1 - Vital Parts of our Body 	<ul style="list-style-type: none"> Identify vital organs and their functions and explain their role in human body Identify the importance and connection of all the organs. What will happen if any one organ is not working properly. 	<ul style="list-style-type: none"> Students would identify the six vital organs and classify body parts as internal or external. Know the purpose and components of blood circulation and function of heart. Understand the process of digestion and follow healthy eating habits. 	<ul style="list-style-type: none"> Skill based – Model of lungs using balloons for breathing. 
	<ul style="list-style-type: none"> Ch.2 	<ul style="list-style-type: none"> Ch.2 - Safety and Health 	<ul style="list-style-type: none"> Discussion on Good and Bad touch. To observe and display alertness in risky situations. Describe and to differentiate between safe and unsafe situations. 	<ul style="list-style-type: none"> Will identify outdoor, water, fire and food safety. Explain the purpose of exercise, rest and cleanliness for staying healthy. 	<ul style="list-style-type: none"> Role Play – I am an organ. Art Integration – Poster Making on Road Safety. 

					Worksheet Link – https://share.google/hUYva4UKsAWH2iADN
2.	<p>MAY (17 Days)</p> <ul style="list-style-type: none"> Ch.3 <p>PERIODIC TEST -1 SYLLABUS 15.05.26</p>	<ul style="list-style-type: none"> Ch.3 - Food and Digestion Ch.1 Vital Parts of our Body Ch.2 Safety and Health 	<ul style="list-style-type: none"> Identify and understand various nutrients present in food. Students will learn ways to avoid wastage of food and water. 	<ul style="list-style-type: none"> Students would be able to analyze the journey of food digestion through mouth, food pipe, stomach and intestines. Evaluate mindful eating and justify its role in healthy digestion and well-being. 	<ul style="list-style-type: none"> Experiential learning – Students to identify various methods of food preservation and give examples from their own kitchen.  <p>Worksheet Link – https://share.google/hUYva4UKsAWH2iADN</p>
3.	<p>JULY (25 Days)</p> <ul style="list-style-type: none"> Ch.3 Ch.4 	<ul style="list-style-type: none"> Ch.3 Food and Digestion (Contd.) Ch.4 The Clothes we wear 	<ul style="list-style-type: none"> Students would be asked to have a group discussion on the benefits of eating healthy diet and disadvantages of eating junk food. To develop neat and hygienic dressing habits. 	<ul style="list-style-type: none"> Students would include all the important nutrients in their daily diet. Students would identify natural and man-made fibres. They would learn the journey of cloth from 	<ul style="list-style-type: none"> Weave a mat – Students would weave their own mat using cardboard, wool and threads. 

	<ul style="list-style-type: none"> Ch.5 	<ul style="list-style-type: none"> Ch.5 Our Community (Oral Discussion) 	<ul style="list-style-type: none"> To explore and collect information on evolution of cloth. 	<p>fibre to fabric.</p>	<ul style="list-style-type: none"> Visit to a nearby Locality to understand the role of RWA. <p>Worksheet Link – https://share.google/hUYva4UKsAWH2iADN</p>
4.	<p><u>AUGUST</u> (21 Days)</p> <ul style="list-style-type: none"> Ch.6 Ch.8 	<ul style="list-style-type: none"> Ch.6 Caring and Sharing (Oral Discussion) Ch.8 Land and People of Northern India 	<ul style="list-style-type: none"> To learn and do efforts to maintain public and private property. To explore and develop respect for cultural diversity in our country. 	<ul style="list-style-type: none"> Illustrate simple dos and don'ts while using public transport. Students would identify three major geographical regions of India. 	<ul style="list-style-type: none"> Create your own automobile.  <ul style="list-style-type: none"> Map work – Students to identify and label northern states of India on a political map.  <ul style="list-style-type: none"> Crossword Puzzle <p>Worksheet Link – https://share.google/hUYva4UKsAWH2iADN</p>
5.	<p><u>SEPTEMBER</u> (23 Days)</p> <ul style="list-style-type: none"> Ch.7 	<ul style="list-style-type: none"> Ch.7 - Map reading – 		<ul style="list-style-type: none"> Students will be able to differentiate between a map and a globe based on 	

	<ul style="list-style-type: none"> • Ch.9 <p>MID-TERM EXAM SYLLABUS 7.09.26</p>	<p>Locating Places (Oral Discussion)</p> <ul style="list-style-type: none"> • Ch.9 – Land and People of Southern India • Ch.3 – Food and digestion • Ch.4 – The Clothes we wear • Ch.8 – Land and People of Northern India 	<ul style="list-style-type: none"> • To share their stories and experiences of travelling to Southern India. 	<p>features and uses.</p> <ul style="list-style-type: none"> • Students would know the physical features of islands including the climate, resources and lifestyle of the people. 	<ul style="list-style-type: none"> • Brainstorming Activity – Quiz <p>Worksheet Link – https://share.google/hUYva4UKsAWH2iADN</p>
6.	<p><u>OCTOBER</u> (19 Days)</p> <ul style="list-style-type: none"> • Ch.10 • Ch.11 	<p>Locating Places (Oral Discussion)</p> <ul style="list-style-type: none"> • Ch.10 – Monuments of India • Ch.11 – Our rich heritage 	<ul style="list-style-type: none"> • To collect and present information about the monuments. • Learn to develop respect and promote harmony and inclusiveness for India’s diverse cultural heritage. 	<ul style="list-style-type: none"> • Students would understand the importance of preserving and protecting Monuments of India • Students will be able to recognize major languages, dance forms, music styles, famous paintings and architectural heritage of India. 	<ul style="list-style-type: none"> • Travelogue – Students to make a travelogue on their experiences of visiting any famous monuments of India. • Art Integration – Students will make plants, animals and birds using Gond art (using dots, lines and patterns). 

	<ul style="list-style-type: none"> • Ch.12 	<ul style="list-style-type: none"> • Ch.12 – Elections in India (Oral Discussion) 	<ul style="list-style-type: none"> • Students will participate in Mock election process. 	<ul style="list-style-type: none"> • Students will understand the Law and justice system of India. 	<ul style="list-style-type: none"> • Debate – Students to speak for and against the Democratic form of Government. <p>Worksheet Link – https://share.google/hUYva4UKsAWH2iADN</p>
7.	<p><u>NOVEMBER</u> (18 Days)</p> <ul style="list-style-type: none"> • Ch.13 • Ch.14 • Ch.16 	<ul style="list-style-type: none"> • Ch.13 – Transport and Communication • Ch.14 – Plant Life • Ch.16 – How things work (Oral Discussion) 	<ul style="list-style-type: none"> • Learn about ancient means of transport used for travelling. • Students to compare different types of plants based on their structure and habitat. 	<ul style="list-style-type: none"> • Students will understand the use of social media. • Students would be able to identify parts and functions of plants. • They would be able to differentiate between types of roots and stems. 	<ul style="list-style-type: none"> • Digital Literacy – Students will make a PPT of 4 to 5 slides on old and modern means of transport and communication. • Plant life cycle wheel – Students will make a wheel depicting different stages of plant life.  <p>Worksheet Link – https://share.google/hUYva4UKsAWH2iADN</p>
8.	<p><u>DECEMBER</u> (21 Days)</p> <ul style="list-style-type: none"> • Ch.15 	<ul style="list-style-type: none"> • Ch.15 – Animal life 	<ul style="list-style-type: none"> • Students would differentiate between herbivores, carnivores and omnivores. 	<ul style="list-style-type: none"> • Students would learn about the interdependence of plants 	<ul style="list-style-type: none"> • Habitat Diorama – Students will create a model of

	<ul style="list-style-type: none"> • Ch.17 • Ch.18 <p>PERIODIC TEST -2 SYLLABUS 5.12.26</p>	<ul style="list-style-type: none"> • Ch.17 – Air we breathe • Ch.18 – Clean Surroundings • Ch.10 – Monuments of India • Ch.14 – Plant Life 	<ul style="list-style-type: none"> • Students will do experiments to understand the characteristics of air. • Students to understand the differences between biodegradable and non-biodegradable materials. 	<p>and animals.</p> <ul style="list-style-type: none"> • Students would understand the characteristics and uses of air. • Students would learn and value the 5R's of waste management. 	<p>forest, desert or aquatic habitats.</p>  <ul style="list-style-type: none"> • Experiment – Students will perform various experiments. • Recycle – Students will recycle the empty boxes or containers to make any useful thing. <p>Worksheet Link – https://share.google/hUYva4UKsAWH2iADN</p>
9.	<p><u>JANUARY</u> (16 Days)</p> <ul style="list-style-type: none"> • Ch.19 • Ch.20 	<ul style="list-style-type: none"> • Ch.19 – Environmental Pollution (Oral Discussion) • Ch.20 – Our earth • Ch.21 – The Moon (Oral Discussion) 	<ul style="list-style-type: none"> • Students to enhance their knowledge by observing day and night sky. • Students to observe the Moon in the sky and record its shape for a few days. 	<ul style="list-style-type: none"> • Students would understand rotation and revolution. • Students would learn about different phases of Moon. • They would learn about day and night. 	<ul style="list-style-type: none"> • Project based learning - Slogan Writing • Paragraph writing – Students to explore the achievements in the field of space and write a short paragraph on it.

					Worksheet Link – https://share.google/hUYva4UKsAWH2iADN
10.	<u>FEBRUARY</u> <u>And MARCH</u>	<ul style="list-style-type: none"> • Revision and Annual exams 			Worksheet Link – https://share.google/hUYva4UKsAWH2iADN
	ANNUAL EXAM SYLLABUS	<ul style="list-style-type: none"> • Ch.13 – Transport and Communication • Ch.14 - Plant Life • Ch.17 – Air we Breathe 			



Brain International School

Recognised Senior Secondary School, Affiliated to CBSE
Vikas Puri, New Delhi

CLASS -IV

Foundation Of Information Technology(F.I.T)

Syllabus:2026-27

MONTH	BOOK - TEKIE.AI PUBLISHER -- UOLO	SUGGESTIVE LEARNING OUTCOMES	PRACTICALS / ACTIVITIES
APRIL (12 Days)	<p><u>COMPUTER SCIENCE</u></p> <p>CH 1: Data Storage in Computers (Discussion Only)</p> <p>CH-2: Know Your Operating System</p> <ul style="list-style-type: none"> ❖ Operating System ❖ Introduction to Windows 10 ❖ Desktop Elements <p>AI CONNECT</p> <ul style="list-style-type: none"> ❖ Smart Search Bar 	<p>Students will be able to :</p> <ul style="list-style-type: none"> ● Features of Operating System ● Taskbar ● Setting Theme colour ● Setting Theme Font ● Setting Date and Time ● Taskbar's Copilot Feature ● Effective Shortcuts 	<ul style="list-style-type: none"> ● Knowing Operating system interface on Desktop

	<ul style="list-style-type: none"> ❖ Shortcut Keys ❖ Desktop Settings ❖ Windows 10 <p><i>CODING:CH -1: Working with Scratch 3.0 CH 2: Sprites and Backdrops</i></p>	<ul style="list-style-type: none"> ● Learn the window of Scratch,backdrop and Sprite 	<ul style="list-style-type: none"> ● Block -based Coding ● Scratch 3.0 ● Creating a Project ● Components of Scratch ● Sprites ● Deleting a Sprite ● Ways to add a Sprite ● Renaming a Sprite ● Ways to add a Backdrop
MAY (13 Days)	PERIODIC TEST -I	SYLLABUS: <i>(Practical) - CH- 1, CH- 2</i>	
	<p>CH 3: Files and Folders Management</p> <ul style="list-style-type: none"> ❖ Introduction to Files and Folders ❖ Working with Files and Folders ❖ Renaming and Selecting Files and Folders ❖ Duplicating and Moving Files and Folders <p>AI CONNECT</p> <ul style="list-style-type: none"> ❖ Smart Photo Tagging ❖ Shortcut Icons ❖ Deleating and Restoring Files and Folders ❖ Good Practices While Using a Computer 	<ul style="list-style-type: none"> ● Creating a File ● Creating Folders and Subfolders ● Selecting a File or Folder ● Selecting Multiple Files or Folders ● Selecting Range of Files or Folders ● Creating Shortcut of a Files or Folders 	

	<p><u>ROBOTICS: Abot Kit</u></p> <ul style="list-style-type: none"> ❖ About the Hardware kit 	<ul style="list-style-type: none"> ● Learn how to use Abot Kit and its hardware 	
<p>JULY (12 Days)</p>	<p>CH 5: Formatting using Word Processors</p> <ul style="list-style-type: none"> ❖ Introduction to Word Processor ❖ Creating a Document ❖ Components of Google Docs ❖ Working with Google Docs <p><u>CODING:CH -3: Events and Loops</u></p> <p><u>ROBOTICS: Abot Kit</u></p> <ul style="list-style-type: none"> ❖ Experiment -1 ❖ Experiment- 2 	<ul style="list-style-type: none"> ● Paint Format ● Superscript ● Subscript ● Adding Header and Footer ● Inserting Page Break ● Inserting Line Break ● Inserting Column ● Setting Page Orientation ● Learn how to use Events and Loops block in Scratch project ● Learn about the Bot movement in Experiment -1 ● Learn how to draw different patterns in Experiment- 2 	<ul style="list-style-type: none"> ● Activity pg no. 88,89 (Voice Typing) ● Events Blocks ● Making a Sprite Say Something ● Motion Blocks ● Loops ● Sensing Blocks ● Moving a Sprite ● Making a Sprite Fall
<p>AUG (12 Days)</p>	<p>CH 4: Surfing the Web</p> <ul style="list-style-type: none"> ❖ The Internet ❖ Basic Requirements for an Internet Connection ❖ Basic Terminologies of the Internet 	<ul style="list-style-type: none"> ● Modem ● ISP ● Communication Media ● Webpage ● Website ● WWW(World Wide Web) ● Web Browser 	<ul style="list-style-type: none"> ● PPT on Basic Terminologies of the Internet

	<p>AI CONNECT</p> <ul style="list-style-type: none"> ❖ Searching Smart using Search Engine <p>ROBOTICS: Abot Kit</p> <ul style="list-style-type: none"> ❖ Experiment -3 ❖ Experiment - 4 	<ul style="list-style-type: none"> ● Search Engine ● URL ● Net Surfing ● Learn how Hand Follower/Repeller works in Experiment- 3 ● Learn how object Avider works in Experiment- 4 	<ul style="list-style-type: none"> ● Object Avider using Abot kit
<p>SEPT (17 Days)</p>	<p style="text-align: center;">REVISIONS... & MID-TERM EXAMINATION 3/9/26 (F.I.T Exam)</p>	<p>SYLLABUS:</p> <p><i>(Theory)- CH -2, CH -3,CH-4, CH-5</i></p> <p><i>(Practical)- CODING: CH -2, CH -3</i></p>	
<p>OCT (9 Days)</p>	<p>CH 6: Inserting Images in a Document</p> <ul style="list-style-type: none"> ❖ Working with Shapes ❖ Inserting Images ❖ Cropping Images ❖ Text Wrapping 	<ul style="list-style-type: none"> ● Inserting Shapes <ul style="list-style-type: none"> * From Computer * From Web 	<ul style="list-style-type: none"> ●

<p>NOV (9 Days)</p>	<p>CH 6: Inserting Images in a Document to be continu...</p> <p>CH 7: Creating Your First Presentation</p> <ul style="list-style-type: none"> ❖ Introduction to Presentation ❖ Components of Google Slides Window ❖ Working with Google Slides <p><u>CODING:CH -4: Using Sensing Block</u></p> <p><u>ROBOTICS: Abot Kit</u></p> <ul style="list-style-type: none"> ❖ Experiment -5 ❖ Experiment - 6 	<ul style="list-style-type: none"> ● Uses of Presentation ● Places Where Presentations are Used ● Adding Text ● Moving Text Box ● Inserting a Shape ● Moving a Shape ● Resizing a Shape ● Colouring a Shape ● Adding an Image ● Resizing an Image ● Cropping an Image ● learn how Sensing Block used in Scratch ● Learn how object Avoider works in Experiment- 5 ● Learn how Piano bot works in Experiment-6 	<ul style="list-style-type: none"> ● PPT on “Children's Day” ● Sensing Block ● Operators Block ● Control Blocks ● Making a Sprite Disappear ● Touching Another Sprite ● Making a Sprite Display a Message on Touching a Colour
<p>DEC (11 Days)</p>	<p>PERIODIC TEST -II</p>	<p>SYLLABUS:</p> <p><u>(Practical) - CH- 3 ,CH-4</u></p>	

	<p>CH 8:How AI Helps Professionals</p> <ul style="list-style-type: none"> ❖ What is AI? ❖ Who is a Professional? ❖ Using AI at Workspace ❖ How does AI think like us? ❖ Fun with AI: Using Smart Helper ChatGPT <p><u>ROBOTICS</u>: MakerBoard kit Exploring the Hardware Kit Experiment 1</p>	<ul style="list-style-type: none"> ● Learn how AI Professionals work on Workspace ● Learn how Print Your Name on Digital Display in Experiment-1 	<ul style="list-style-type: none"> ● Making PPT on the Uses of AI in Various Professions
<p>JAN (9 Days)</p>	<p><u>ROBOTICS</u>: MakerBoard kit</p> <p>Experiment 2 ,3</p>	<ul style="list-style-type: none"> ● Learn how to use Flag Book in Experiment-2 ● Learn how to Colour Using AI in Experiment-3 <p>REVISIONS...</p>	
<p>FEB (12 Days)</p>	<p>ANNUAL EXAMINATION</p> <p>(F.I.T Exam)</p>	<p><u>SYLLABUS</u>:</p> <p><i>(Theory) - CH- 6, CH-7 ,CH- 8</i></p> <p><i>(Practical)- CODING: CH -2, CH-3, CH-4</i></p>	



Brain International School

Recognised Senior Secondary School, Affiliated to CBSE
Vikas Puri, New Delhi

ANNUAL SYLLABUS

Session: 2026-27

CLASS IV

SUBJECT: GENERAL KNOWLEDGE

Month	Textbook – EXPLORE KNOWLEDGE WORLD (Best Way Publications Pvt. Ltd.)
April	<p>Chapters:- (1) Medicinal Plants, (2) A Quiz on Animals, (8) Champions of All Time, (12) Products and their Sources, (20) Grand monuments, (27) Knowing About Homonyms, (31) Official Residences, (43) Brain Game</p> <p>Chapters for Discussion only: (13) Food Adulteration</p>
May	<p>REVISION and PERIODIC TEST – I:- Chapter No. 1, 2, 8, 12, 20, 27, 31, 43 and Current Affairs</p>
July	<p>Chapters:- (3) Classifying Animals, (4) Knowing About Aquatic Animals, (9) Sports Vocabulary, (14) Science is Blessing, (15) Knowing About Computer Icons, (21) Indian Folk Dances, (22) Rivers of India</p> <p>Chapters for Discussion only: (24) Clean India Mission, (26) Guess My Name</p>
August	<p>Chapters:- (28) Knowing About Collective Nouns, (32) People in Traditional Dresses, (33) Superlatives of the World (40) Always Follow Them, (47) Analogy, (48) Verbal Reasoning</p> <p>Chapters for Discussion only: (38) Let's Enjoy the Picnic</p>
September	<p>REVISION and MID TERM EXAMINATION:- Chapter No. 3, 4, 9, 14, 15, 21, 22, 28, 32, 33, 40, 47, 48 and Current Affairs</p>
October	<p>Chapters:- (5) Insect Eating Plants, (10) India at Asian Games, (16) Natural Disasters, (17) The World of Robots, (23) It's Festival Time</p> <p>Chapters for Discussion only: (39) Safe Touch, Unsafe Touch, (44) Visual Puzzle - 1</p>
November	<p>Chapters:- (29) Time to Solve Riddles (41) Reading a Grocery Bill, (49) Verbal Analogies, Model Test Paper - I</p> <p>Chapter for Discussion only: (45) Visual Puzzle - 2</p> <p>REVISION and PERIODIC TEST - II:- 5, 10, 16, 17, 23, 29, 41, 49, Model Test Paper - I and Current Affairs</p>

December	Chapters:- (6) Interesting Facts About Animals, (7) Figure Out!, (11) Where Sports are Played, (18) Satellites in the Sky, (19) Meeting Famous Astronauts, (25) Nicknames of Indian Cities, (30) Knowing About Palindromes, (34) Well Known Cities Chapters for Discussion only: (46) Search and Find
January	Chapters:- (35) Exploring the World, (36) Delicious Delicacies of World, (37) Cinemagic, (42) Modes of Payment, (50) Mirror Images, Model Test Paper - II
February /March	REVISION and ANNUAL EXAMINATION: Chapter No. 6, 7, 11, 18, 19, 25, 30, 34, 35, 36, 37, 42, 50, Model Test Paper - II and Current Affairs



Brain International School

Vikas Puri, New Delhi

CLASS :IV		ANNUAL SYLLABUS	SESSION:2026-27
TEXTBOOK : Echoes- Oxford		SUBJECT – ENGLISH COMMUNICATION	
Month/ No. of Days	Chapter No. / Name		
APRIL (22 Days)	- CH-1 Comparing Objects and People - Show and Tell		
MAY (08 Days)	- Show and Tell		
JULY (25 Days)	- CH-2 Talking about the Past		
AUGUST (21 Days)	- CH-3 Making Offers - Extempore		
SEPTEMBER (06 Days)	- CH-4 Expressing Reason/ Result		
OCTOBER (18 Days)	- CH-5 Talking about Ongoing Actions in the Past - Extempore		
NOVEMBER (17 Days)	- CH-6 Expressing Possibility - CH-7 Talking about Actions in Relation to Other Actions		

DECEMBER (11 Days)	- CH-8 Expressing Conditions
JANUARY (16 Days)	- CH-9 Making Suggestions - CH-10 Expressing Obligation
FEBRUARY/ MARCH	- Show and Tell