

SADHU VASWANI INTERNATIONAL SCHOOL FOR GIRLS

SHANTI NIKETAN, NEW DELHI -21

APRIL-MAY, 2026

Dear Parents,

We welcome you and your daughter to the SVISG family. You will be pleased to know that we prepare a month wise activity plan for each academic session keeping in mind the interest and aptitude of the young learners. Adopting an integrated approach, themes are taken up every month and all activities are planned accordingly.

“EARLY CHILDHOOD EDUCATION IS THE KEY TO THE BETTERMENT OF SOCIETY ”

MARIA MONTESSORI

MONTHLY BULLETIN (NURSERY)

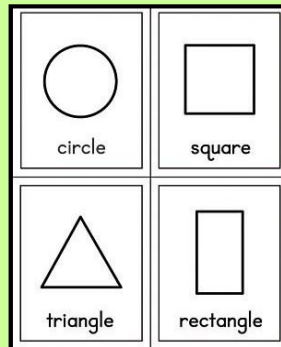

TOPICS:

Colours

Shapes

Personal Hygiene

Summer Season




COGNITIVE SKILLS :


- Identification of primary colours (red, yellow, blue)
- Primary colours through spectrum of light (red, blue, green)

PANTONE® USA | How Do We See Color?

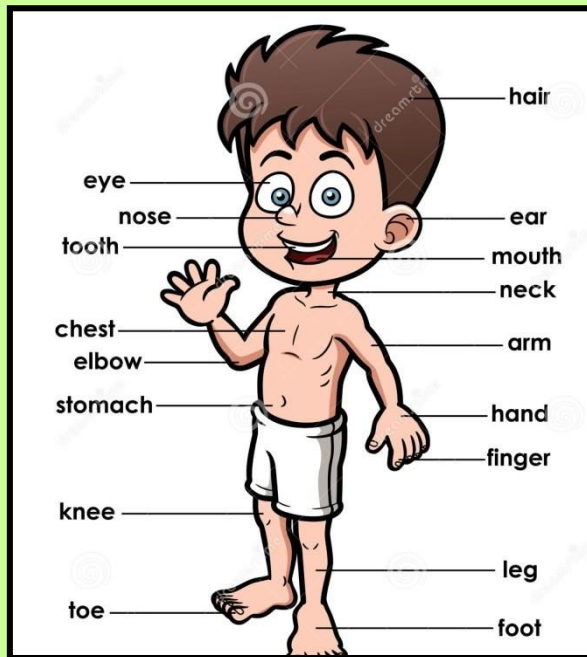
<https://share.google/rkgNhBpOj1dIpAlCo>



- Identification of different shapes



- Identification and names of body parts




- Identification of things to keep yourself clean




WRITING SKILLS :

- Pattern Tracing of:

Vertical Lines (Standing lines)



Horizontal Lines (Sleeping lines)



REASONING & ANALYTICAL THINKING SKILLS :

To develop these skills, the following PRE NUMBER CONCEPTS will be introduced

- Big - Small



LANGUAGE SKILLS :

Listening & Speaking Skills: Conversation on topic 'Myself '

(Children will speak short sentences)

- My name is _____
- I am a girl.
- I am _____ years old.
- I study in Nursery Angelica class.
- My school name is Sadhu Vaswani International School for Girls.
- I like to sing / swim / dance / paint, etc...

SUMMER SEASON


To identify

- Summer Months : April , May , June
- Electrical Appliances used in summer

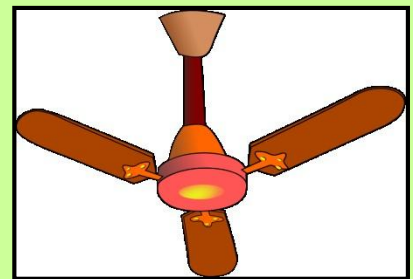
Refrigerator



Air Conditioner



Fan




- Recognition : To recognise seasonal fruits



Watermelon




Mango



Muskmelon

- Differentiation : To differentiate between summer clothes & winter clothes




Summer Clothes



Winter Clothes

OPPOSITES: Up - Down



VOCABULARY WORDS: Excuse me, Sorry, Thank You, Please



STORY SESSION

THE LION AND THE MOUSE



There was a big lion. The lion was sleeping. A small mouse was playing. It started jumping on the lion. Lion woke up. The lion got angry. The lion held the mouse. Mouse cried and said, "Please let me go. I will help you someday." Lion said, "You little mouse, I don't need your help. Go away." Few days later a hunter caught the lion in a net. Little mouse heard the lion crying. The mouse ran to help. It bit the net with its sharp teeth and the lion was free. They both became friends.

Moral: *We should always help each other.

*Kindness is always rewarded

Story

The Sun and The Cloud

<https://youtu.be/Z1WvwxA8ORA?si=F5WxRfUREOUjewvr>

Cleanliness is Next to Godliness

<https://www.youtube.com/watch?v=eayHwWA8Gxw>


RHYMES: Rhymes related to the topic

SHAPES

*Make a circle, make a circle,
Draw it in the sky.
Use your finger, use your finger,
Make it round as a pie.*

*Draw a square, draw a square,
Make the lines so straight,
Make a square, make a square,
Draw a box in the air.*

*Draw a triangle, draw a triangle,
Always start at the top,
Make a tent, make a tent,
use three lines and stop.*



GOOD MANNERS

We say, 'Thank you'

We say, "Please"

And 'Excuse me', when we sneeze

the way little children behave ,

polite and courteous all through the day.



MY LITTLE TEETH

My little teeth are white,

I brush them day and night.

Up and down, left and right,

To keep them shining bright



THE COLOUR SONG

Red , red , red touch your head

Blue , blue , blue tie your shoe

Brown , brown ,brown touch the ground

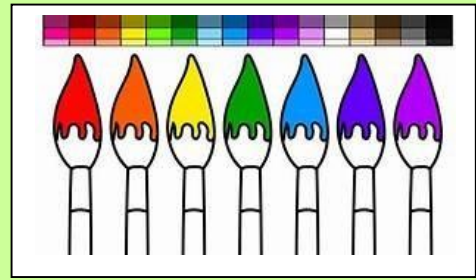
White, white, white take a bite

Black , black ,black touch your back

Purple , purple, purple draw a circle

Pink , pink , pink give a wink,

Grey , grey , grey shout hurray !!



RED

Red is an apple
Red is a rose
Red is the colour of
My frozen, icy nose



GREEN

Green is the grass
Under both my feet
Green are many vegetables
My mother makes me eat!



YELLOW

Yellow is a lemon
Yellow is a star
Yellow is the sun
In the sky so far.










BLUE

Blue is the ocean,
Blue are my eyes
Blue is the sky '
Where the birds fly.



Weekly Schedule

To reinforce Shapes and Colours please send the following:

Monday	20.4.26	Round chapatti and cooked green vegetables of your choice	 
Tuesday	21.4.26	Triangular sandwich	
Wednesday	22.4.26	Mixed vegetable pulao [add vegetables of different colours]	
Thursday	23.4.26	Square parantha and yellow vegetables of your choice	 
Friday	24.4.26	Send two slices of bread (buttered), sliced tomatoes and cucumber separately for making sandwiches in the class.	


The above schedule will reinforce skills of IDENTIFICATION, SORTING AND REASONING

VALUE :

- **SHARING** : Students experience the joy of sharing while doing activities collaboratively. They share their ideas, thoughts and express their views too.



- **SOCIAL GRACES:** To say "Thank You "when someone does something for them and to say "Please" when they ask for something from someone.



- **LIFE SKILLS:** To enhance decision making skill, children are given opportunities during activities, thus helping them in building a sense of responsibility.

ATTITUDE :

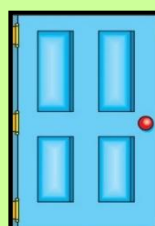
- **DISCIPLINE :** The students will follow self -discipline such as forming a queue and walking in a line, maintaining discipline in assembly hall etc.



- **SCIENTIFIC TEMPER:** The concept of primary colours will be explained through the use of colour tablets in science park to develop scientific temper and logical thinking in students.

For Parents

- Help your daughter to identify strokes- vertical and horizontal lines from various sources at home
(For example 'Door') for readiness of reading and writing of letters.


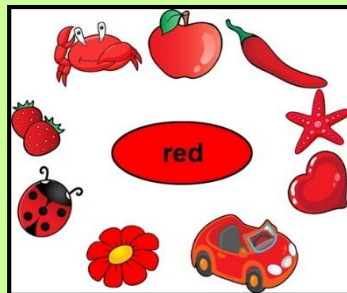


- Parents to reinforce Pre- Number concepts (refer to bulletin) in daily conversation. Parents need to show the children the various things available at home in order to help them understand the Pre- Number concepts better. They can show them both big and small objects.

For eg. A big ball and a small ball.



- Play lots of sorting games with pulses, vegetables, fruits to develop ***fine motor*** and ***gross motor*** abilities. Parents to take pulses and leaves of different kinds and mix them up and then help the child to sort them and keep them in separate containers.



The SVISG Family is thrilled to have you.
Hope you will have a great experience with us.

Ms. Neelam Kalia

Nursery Coordinator