




ARWACHIN BHARTI BHAWAN SR. SEC. SCHOOL
C- BLOCK, VIVEK VIHAR, DELHI – 95



SYLLABUS

BALVATIKA (PRE SCHOOL)



SESSION 2026-27



ENGLISH

TEXT BOOK:

1. Happy Faces Literacy A
2. The Alphabet Book A
3. Happy Faces English Handwriting A
4. Happy Faces English Rhymes A
(Good Luck Publishers)

S. No.	Month	Examination	Subject	Syllabus
1.	April - May	CYCLE -I	ENGLISH	<p>Alphabet Book Pg. no. 1, 2, 3, 4, 5, 6, 7, 8</p> <p>English Handwriting Pg. no. 1 to 21</p> <p>Happy Faces Literacy A Pg. no. 5 to 17</p> <p>Writing of Alphabets A, B, C, D</p> <p><i>(Matching, circle the correct alphabet, underline the correct alphabet, write the missing alphabet, color the picture related to the alphabet.)</i></p> <p>Speaking Skills (Oral) Recognition of capital A to D (with phonetics sounds)</p> <p>Rhymes</p>

				<ol style="list-style-type: none"> 1. I Am Special (pg. 1) 2. Chubby Cheek (pg. 2) 3. Hop a Little (pg. 3) 4. My Toothbrush (pg. 4) 5. After a Bath (pg. 5)
2.	July - August	CYCLE-II	ENGLISH	<p>Alphabet Book Pg. no. 9 to 22</p> <p>English Handwriting Pg. no. 22 to 37</p> <p>Happy Faces Literacy A Pg. no. 18 to 40</p> <p>Writing of Alphabets E, F, G, H, I, J, K</p> <p><i>(Matching, circle the correct alphabet, underline the correct alphabet, write the missing alphabet, color the picture related to the alphabet.)</i></p> <p>Speaking Skills (Oral) Recognition of capital A to Z (with phonetic sounds)</p> <p>Rhymes</p> <ol style="list-style-type: none"> 1. Mummy Darling (Pg-6) 2. Good Manners (Pg-7) 3. Bits of Paper (Pg-8)

				<p>4. Colors All Around (Pg-9)</p> <p>5. I'm a Little Cat (Pg-10)</p>
3.	September	CYCLE-III	ENGLISH	<p>Alphabet Book Pg. no. 23 to 30 (L to O)</p> <p>English Handwriting Pg. no. 38 to 45</p> <p>Happy Faces Literacy A Pg. no. 41 to 55</p> <p>Writing of Alphabets L, M, N, O</p> <p><i>(Matching, circle the correct alphabet, underline the correct alphabet, write the missing alphabet, color the picture related to the alphabet.)</i></p> <p>Speaking Skills (Oral) Recognition of capital A to Z (with phonetic sounds)</p> <p>Rhymes</p> <p>1. The Elephant (Pg-11)</p> <p>2. Two Little Dicky Birds (Pg-12)</p> <p>3. Love Your Pets (Pg-13)</p>
4.	October - November	CYCLE-IV	ENGLISH	<p>Alphabet Book Pg. no. 31 to 44 (P to V)</p> <p>English Handwriting Pg. no. 46 to 61</p>

				<p>Happy Faces Literacy A Pg. no. 56 to 81</p> <p>Writing of Alphabets P to V</p> <p><i>(Matching, circle the correct alphabet, underline the correct alphabet, write the missing alphabet, color the picture related to the alphabet.)</i></p> <p>Speaking Skills (Oral) Recognition of capital A to Z (with phonetic sounds)</p> <p>Rhymes</p> <ol style="list-style-type: none"> 1. The Vegetable Song (Pg-14) 2. Green Vegetables (Pg-15) 3. Strawberries (Pg-16) 4. I Am a Big Tree (Pg-17) 5. I Hear Thunder (Pg-18)
5.	December - February	ANNUAL	ENGLISH	<p>Alphabet Book Pg. no. 45 to 58 (W to Z)</p> <p>English Handwriting Pg. no. 62 to 73</p> <p>Happy Faces Literacy A Pg. no. 82 to 102</p> <p>Writing of Alphabets W, X, Y, Z</p>

(Matching, circle the correct alphabet, underline the correct alphabet, write the missing alphabet, color the picture related to the alphabet.)

Speaking Skills (Oral)

Recognition of **capital A to Z (with phonetic sounds)**

Rhymes

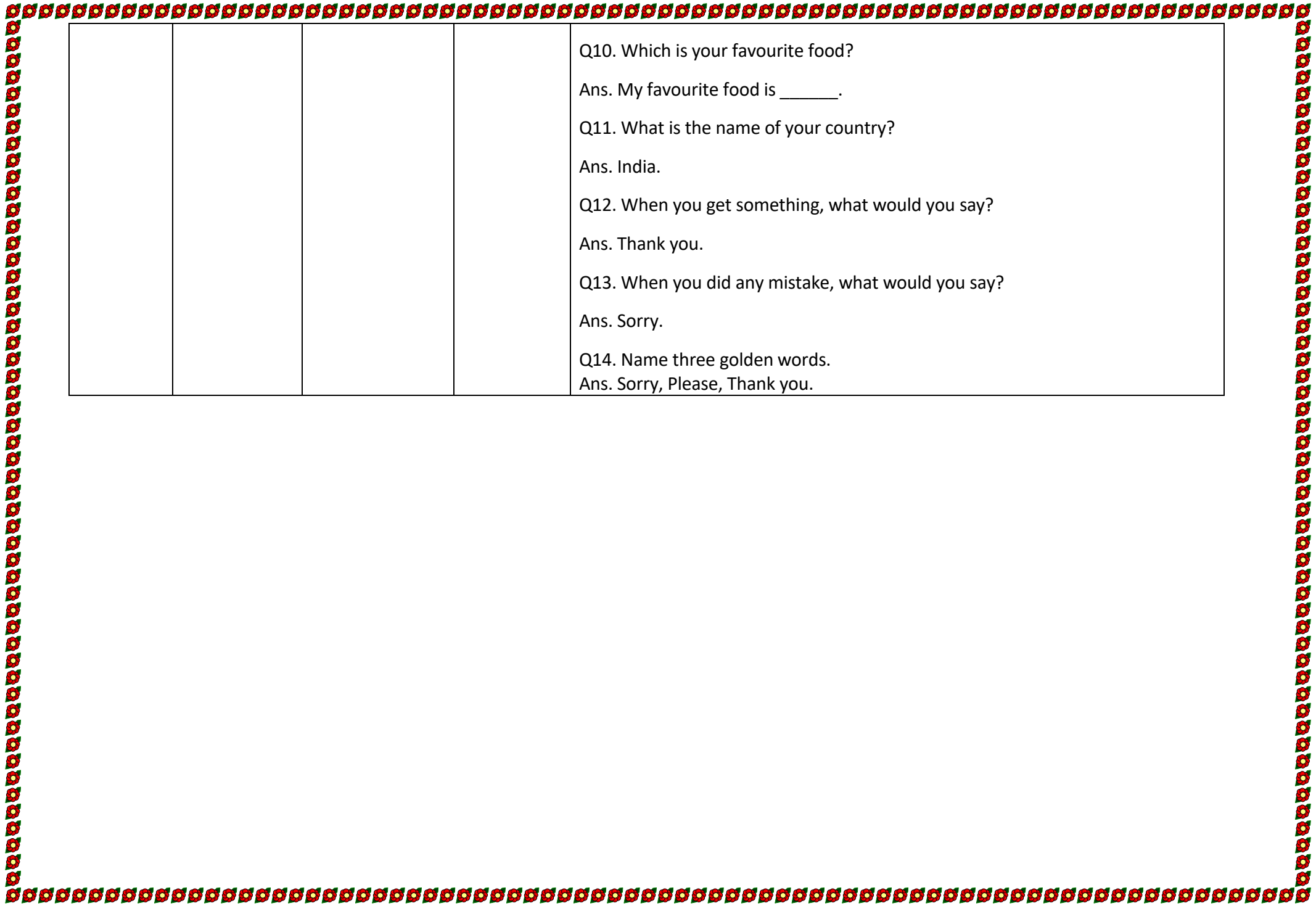
1. **My Happy Bike Ride** (Pg-19)
2. **Let's Ride and Fly** (Pg-20-21)
3. **I'm an Airplane** (Pg-22)
4. **This is a Choo** (Pg-23)
5. **Row Row** (Pg-24)
6. **A Barber** (Pg-25)
7. **Fire Fighter** (Pg-26)

MY SCHOOL (CONVERSATION)

1. My school's name is **ARWACHIN BHARTI BHAWAN SR. SEC. SCHOOL.**
2. It is in **Vivek Vihar.**
3. It has **many rooms.**
4. It has **one big playground.**
5. My school is **very big.**
6. **I love my school.**



			<p>ENGLISH CONVERSATION</p> <p>Questions and Answers</p> <p>Q1. What is your name?</p> <p>Ans. My name is _____.</p> <p>Q2. How old are you?</p> <p>Ans. I am _____ years old.</p> <p>Q3. What is the name of your school?</p> <p>Ans. My school name is ARWACHIN BHARTI BHAWAN SR. SEC. SCHOOL.</p> <p>Q4. What is the name of your class teacher?</p> <p>Ans. My class teacher's name is _____.</p> <p>Q5. In which class do you read?</p> <p>Ans. I read in Pre School A.</p> <p>Q6. How do you come to school?</p> <p>Ans. I come to school by van / bus / on foot.</p> <p>Q7. How many colors are there in a rainbow?</p> <p>Ans. Seven.</p> <p>Q8. Which is your favorite colour?</p> <p>Ans. My favorite colour is _____.</p> <p>Q9. How many colors are there in the National Flag?</p> <p>Ans. Three.</p>
--	--	--	--



हिन्दी

पाठ्यपुस्तकें:

1. HAPPY FACES हिन्दी (A)

2. HAPPY FACES हिन्दी RHYMES (A)

(Good Luck Publishers)

S. No.	Month	Examination	Subject	Syllabus
1.	April - May	CYCLE-I	हिन्दी	Writing book page number 1 to 7 (pattern) Speaking skills (oral) अक्षर ज्ञान, स्वरों की पहचान (अ, आ, उ, ऊ) हिंदी कविता: सवेरा page 1, अच्छी बात page 2, चंदा मामा page 3, डॉक्टर भैया page 4 Activity: कविता का सस्वर उच्चारण (recitation of rhymes)
2.	July– August	CYCLE-II	हिन्दी	Writing book page number 16, 17, 18, 19, 8 to 11 (उ, ऊ, अ, आ) Writing of SWAR (स्वर) – उ, ऊ, अ, आ Speaking skills (Oral) अ से अ: Activity: हिंदी कविता का सस्वर उच्चारण (recitation of rhymes) चित्र का पहला अक्षर मिलान करो, अक्षर से अक्षर मिलाओ, सही अक्षर पर

				<p>गोला लगाओ</p> <p>Story narration – कहानी: पेड़ का प्यार</p> <p>बिट्टू बैठा था उदास, पेड़ बोला, "क्या है बात?" बिट्टू बोला, "धूप है भारी, नहीं मिलती ठंडी हवा प्यारी!" पेड़ हँसा, छाया फैलायी, हवा भी ठंडी-सी आई। फिर वो बोला, "ध्यान रखना, पेड़ों को मत भूल जाना!" बिट्टू को यह बात जमी, पौधे लगाए, खुशी मिली! शिक्षा: पेड़ लगाओ, छाया पाओ, हरियाली से सुख भी लाओ!</p>
3.	September	CYCLE-III	हिन्दी	<p>Writing book page number 34 to 37 (अं, अः)</p> <p>Writing of SWAR (स्वर) – अं, अः</p> <p>Speaking skills (Oral) – अ से अः</p> <p>हिंदी कविता: बच्चे मन के सच्चे page 9, आलू का चालू page 10</p> <p>Activity:</p> <p>हिंदी कविता का सस्वर उच्चारण (Recitation of Rhymes)</p> <p>चित्र का पहला अक्षर मिलान करो, अक्षर से अक्षर मिलाओ, सही अक्षर पर गोला लगाओ</p>

4.	October– November	CYCLE-IV	हिन्दी	<p>Writing book page number 30 to 33, 12 to 15 (ओ, औ, इ, ई)</p> <p>Writing of SWAR (स्वर) – ओ, औ, इ, ई</p> <p>Speaking skills (Oral) – अ से अः</p> <p>हिंदी कविता: रंग बिरंगे page 11, प्यारा तोता page 12, तितली रानी page 13, मोर page 14</p> <p>Activity:</p> <p>हिंदी कविता का सस्वर उच्चारण (Recitation of Rhymes)</p> <p>चित्र का पहला अक्षर मिलान करो, अक्षर से अक्षर मिलाओ, सही अक्षर पर गोला लगाओ</p>
5.	December - February	ANNUAL	हिन्दी	<p>Writing book page number 26 to 29, 20 to 25, 38, 39, 40</p> <p>Writing of SWAR (स्वर) – ए, ऐ, ऋ</p> <p>Speaking skills (Oral) – अ से अः</p> <p>हिंदी कविता: आओ मिलकर पेड़ लगाएं page 15, दादा मुझे किताब मंगा दो page 16</p> <p>Activity:</p> <p>हिंदी कविता का सस्वर उच्चारण (Recitation of Rhymes)</p> <p>चित्र का पहला अक्षर मिलान करो, अक्षर से अक्षर मिलाओ, सही अक्षर पर गोला लगाओ</p> <p>Story narration – कहानी: खरगोश और कछुआ</p> <p>खरगोश बोला, "मैं तेज दौड़ता, मुझसे कोई नहीं है तगड़ा!"</p> <p>कछुआ बोला, "रुक मत भाई, धीरे सही, पर हार न आए।"</p>

				<p>दौड़ लगी, खरगोश भागा, पर सो गया, आलस चढ़ा। कछुआ चलता रहा मजे में, जीत गया वो अपनी चाल में। शिक्षा: धीरे सही, पर चलते जाओ, मेहनत से हर मंजिल पाओ!</p>
--	--	--	--	---

MATHS

TEXT BOOK: HAPPY FACES NUMERIC (A)

(Good Luck Publishers)

S. No.	Month	Examination	Subject	Syllabus
1.	April - May	CYCLE-I	Maths	Happy Faces Numeracy (A) - Pg. no. 3 to 24 Writing of numbers-1, 2, 3 Activity:- Matching, Missing numbers, Co-relation, Count & tell, Tracing and coloring Speaking skills (oral counting) -1 to 5
2.	July– August	CYCLE-II	Maths	Happy Faces Numeracy (A) – Pg. no. 25 to 61 Writing of numbers: - 4 to 10 (Sequence counting 1to10, matching, missing numbers, co-relation, count & write and count & match)

				Speaking skills (oral counting)- 1to10 Activity- Write the number on paper and make a garland from those numbers
3.	September	CYCLE-III	Maths	Happy Faces Numeracy (A)– Pg. no. 1, 2, 62 to 72 Writing of numbers-Pre Maths Concept & numbers 11,12,13 (Sequence counting 1 to 10, matching, missing numbers, co-relation, count & write and what comes after) Speaking skills (oral counting)-1 to 15 Activity: Find the missing number and colour it
4.	October– November	CYCLE-IV	Maths	Happy Faces Numeracy (A)– Pg. no. 73 - 93 Writing of numbers- Pre Maths Concept & numbers 14 to 18 (Sequence counting 1 to 15, Matching, Missing Numbers, Co-relation, Count & write, what comes after and what comes between) Speaking skills (oral counting) -1 to 20 Activity: Make a kite along with string of the numbers given by teacher
5.	December - February	ANNUAL	Maths	Happy Faces Numeracy (A)- Pg. no. 94 to 110 Writing of numbers Pre Maths Concept & numbers 19, 20 (Sequence counting 1to 20, matching, missing numbers, co-relation, count & write, what comes after and what comes between) Speaking skills (oral counting) - 1to 30

				Activity- 1. Paste Bindi for what comes after number. 2. Pick the card of the given number from the box (playway method with flashcards)
--	--	--	--	---

EVS

**TEXT BOOK: Happy Faces A, My World Around Me
(Good Luck Publishers)**

S. No.	Month	Examination	Subject	Syllabus
1.	April - May	CYCLE-I	EVS	<p>Topics</p> <ol style="list-style-type: none"> 1. Myself – Pg. 1 to 11 2. My Family – Pg. 12 to 14 <p>Activity in Scrapbook Make a finger family (palm print) in the scrapbook.</p> <p><u>Topic: Myself</u></p> <p>Q1. What is your name? Ans. My name is _____.</p> <p>Q2. What is your Father’s and Mother’s name? Ans. My Father’s name is _____ and my Mother’s name is _____.</p> <p>Q3. How old are you? Ans. I am _____ years old.</p> <p>Q4. Name five body parts. Ans. Eyes, Ears, Nose, Hands and Legs.</p> <p><u>Topic: My Family</u></p>

				<p>Q1. How many members are there in your family? Ans. There are _____ members in my family.</p> <p>Q2. Do you love your family? Ans. Yes, I love my family very much.</p> <p>Q3. When do you feel happy? Ans. I feel happy when my parents are with me.</p> <p>Q4. Who helps you feel safe and happy? Ans. My family and teachers.</p>
2.	July - August	CYCLE-II	EVS	<p>Topics</p> <ol style="list-style-type: none"> 1. My Home – Pg. 15 to 18 2. My School – Pg. 19 to 21 <p>Activity in Scrapbook</p> <ul style="list-style-type: none"> • Paste 5 pictures of things you find in your classroom. • Paste pictures of bedroom, bathroom, kitchen, and living room. <p><u>Topic: My Home</u></p> <p>Q1. Where do you sleep? Ans. Bedroom.</p> <p>Q2. Where do you take bath? Ans. Bathroom.</p> <p>Q3. Where do we cook our food? Ans. Kitchen.</p> <p>Q4. Who lives with you in your home? Ans. My family.</p> <p>Q5. What do we do at home? Ans. We eat, sleep and play at home.</p> <p>Q6. Do you love your home? Ans. Yes, I love my home.</p>

				<p><u>Topic: My School</u></p> <p>Q1. What is the name of your school? Ans. My school name is Arwachin Bharti Bhawan Sr. Sec. School.</p> <p>Q2. What is the name of your class teacher? Ans. My class teacher name is _____.</p> <p>Q3. In which class do you study? Ans. I study in Pre School A.</p> <p>Q4. Where do you go to study? Ans. School.</p> <p>Q6. Who teaches you in school? Ans. My teacher.</p> <p>Q7. What do you learn in school? Ans. Reading, writing and playing.</p>
3.	September	CYCLE-III	EVS	<p>Topics</p> <ol style="list-style-type: none"> 1. Colours – Pg. 22 to 24 2. Seasons – Pg. 25 to 30 <p>Activity in Scrapbook</p> <p>Paste 5 pictures of blue colour articles. Paste pictures of seasons which you like the most.</p> <p><u>Topic: Colours</u></p> <p>Q1. Name primary colours. Ans. Red, Yellow and Blue.</p> <p>Q2. Which is your favourite colour? Ans. My favourite colour is _____.</p> <p>Q3. What is the colour of orange? Ans. Colour of orange is orange.</p>

				<p>Q4. What is the colour of milk? Ans. Colour of milk is white.</p> <p><u>Topic: Seasons</u></p> <p>Q1. Name three seasons. Ans. Summer, Rainy and Winter.</p> <p>Q2. How many seasons are there? Ans. Three seasons.</p> <p>Q3. Which season is very hot? Ans. Summer season.</p> <p>Q4. Which season is very cold? Ans. Winter season.</p> <p>Q5. In which season do we use an umbrella? Ans. Rainy season.</p> <p>Q6. Which type of clothes do we wear in summer season? Ans. Cotton clothes.</p> <p>Q7. Which type of clothes do we wear in winter season? Ans. Woollen clothes.</p> <p>Q8. What do we use to protect us from rain? Ans. Umbrella, Raincoat and Gumboots.</p>
4.	October - November	CYCLE-IV	EVS	<p>Topics</p> <ol style="list-style-type: none"> 1. Animals – Pg. 31 to 38 2. Food – Pg. 39 to 44 <p>Activity in Scrapbook</p> <p>Paste 5 pictures of wild animals in a forest. Paste 5 pictures of your favourite healthy food.</p> <p><u>Topic: Animals</u></p>

				<p>Q1. Name five birds. Ans. Peacock, Parrot, Pigeon, Crow and Owl.</p> <p>Q2. Where do birds live? Ans. Birds live in the nest.</p> <p>Q3. Name five wild animals. Ans. Lion, Tiger, Elephant, Bear and Deer.</p> <p>Q4. Who is the king of jungle? Ans. Lion is the king of jungle.</p> <p>Q5. Name five insects. Ans. Butterfly, Honeybee, Cockroach, Ant and Ladybug.</p> <p>Q6. Name a beautiful insect with colourful wings. Ans. Butterfly.</p> <p>Q7. When do peacock dance? Ans. Peacock dances when it rains.</p> <p>Topic: Food</p> <p>Q1. Name two healthy foods. Ans. Fruits and vegetables.</p> <p>Q2. Name two junk foods. Ans. Pizza and Burger.</p> <p>Q3. Why do we eat food? Ans. To stay healthy and strong.</p> <p>Q4. Should we eat junk food every day? Ans. No.</p>
5.	December - February	ANNUAL	EVS	<p>Topics</p> <p>1. Plants – Pg. 45 to 51</p>

2. Transport – Pg. 52 to 56
3. Festivals – Pg. 64 and 65
4. Day and Night – Pg. 66 to 70

Activity in Scrapbook

1. Paste pictures of things we get from plants.
2. Paste pictures of any 4 festivals you celebrate.
3. Draw and colour a traffic light in the scrapbook.

Topic: Plants

Q1. Name parts of a plant.

Ans. Fruits, Flowers, Leaves and Stem.

Q2. What do we get from plants?

Ans. Fruits, vegetables, wood and flowers.

Q3. What do plants need to grow?

Ans. Air, water and sunlight.

Topic: Transport

Q1. Name three types of transport.

Ans. Land, Water and Air.

Q2. Name 2 types of vehicles.

Ans. Bus and Car.

Q3. Which transport runs on tracks?

Ans. Train runs on tracks.

Q4. Which transport flies in the sky?

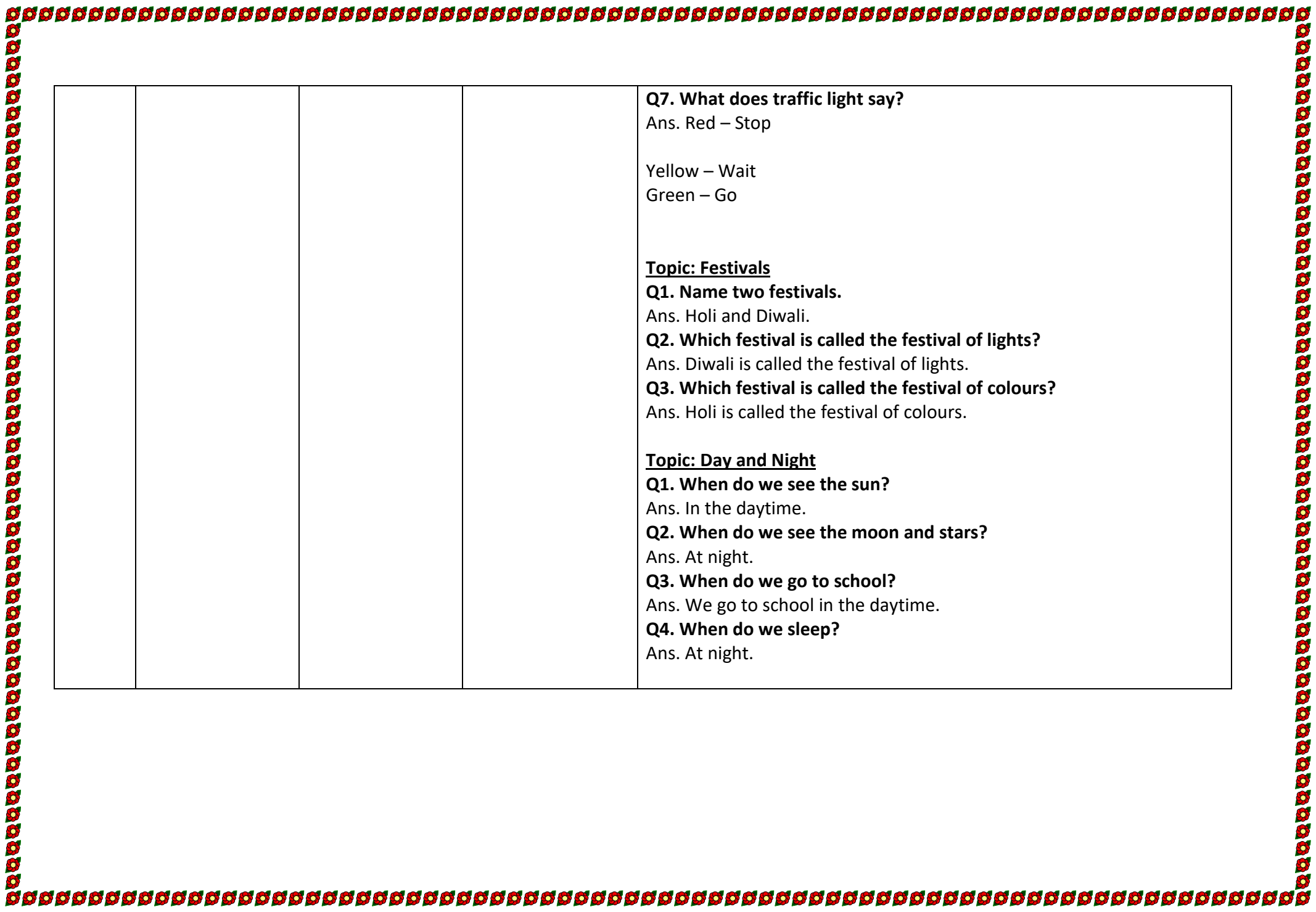
Ans. Aeroplane flies in the sky.

Q5. Which transport sails in water?

Ans. Boat sails in the water.

Q6. How many lights are there in a traffic light?

Ans. Three.



ART & CRAFT

TEXT BOOK: HAPPY FACES ART & CRAFT (A) (Good Luck Publishers)

S. No.	Month	Examination	Subject	Syllabus
1.	April - August	CYCLE I - II	Art & Craft	Happy Faces Art & Craft (A) - Pg. no. 1 to 7, 25 & 26 (Activities according to book) Sketch file: Sun, Happy Face, Sad Face & Flag
2.	September - November	CYCLE III - IV	Art & Craft	Happy Faces Art & Craft (A) - Pg. no. 8 to 17 (Activities according to book) Sketch file: Hut (related to shapes), Fruit, Vegetable, Diya & Candle
3.	December - February	ANNUAL	Art & Craft	Happy Faces Art & Craft (A) - Pg. no. 18 to 24 (Activities according to book) Sketch file: Umbrella (paper tearing and pasting), Flower, Snowman, Kite, Free Hand Drawing & Alphabet Drawing