





















DAYS	8:00am-8:10am	8:10am-8:30am	8:30am-9:10am	9:10am-9:55am	9:55am-10:35am	10:35am-11:05am	11:05am-11:35am	11:35am-12:00 noon
	Domains	Positive Habits	Language & Literacy Development	Numeracy		Physical Development	Aesthetic Development	Socio-Emotional Development
MONDAY (16.2.26)	Free-Play (Settling Time)	<p>Welcome</p> <hr/> <p>Cleanliness Checkup</p> <hr/> <p>Prayer & Group Singing</p>	<p>Practice of A-Z</p>  <p>Students will practice the formation of all letters A-Z by a activity. Teacher hide A-Z flashcards around in classroom and ask students to find a letter and say its sounds loudly.</p>	<p>Practice of numbers from 1 to 50</p>  <p>Students will practice the formation of all numbers from 1 to 50. Students will loudly count numbers.</p> 	L U N C H	<p>Yoga Session</p> <p>Students will imitate different yoga poses on 'Air & Water' theme like 'Airplane Pose', 'Surfing Pose' etc.</p> 	<p>Water based drawings</p> <p>Students will make drawing Umbrella in Rain.</p> 	<p>Water Planting activity</p> <p>Students water plants together in the school garden.</p> 

					B R E A K			
<p>TUESDAY (17.2.26)</p>	<p>Free-Play (Settling Time)</p>	<p>Welcome</p> <hr/> <p>Cleanlines Checkup</p>	<p>Identify the pictures with the same alphabet</p> <div data-bbox="734 539 875 703" data-label="Image"> </div> <p>Students will observe the pictures and tell the first sound of the pictures.</p>	<p>Count the balloons</p> <p>Students will be given a different colours of pom-poms and count them and put into the different boxes with numbers stickers.</p> <div data-bbox="943 703 1155 914" data-label="Image"> </div>		<p>Blowing the Balloon Activity</p> <p>Students will take balloons and blow them and throw and catch.</p> <div data-bbox="1317 619 1503 850" data-label="Image"> </div>	<p>Water Drop Painting</p> <p>Students will make blue water drops using finger painting or sponge.</p> <div data-bbox="1581 683 1742 786" data-label="Image"> </div>	<p>Discussion on : Importance of Clean Air & Water</p> <p>Students will understand the difference between clean and unclean air/water, and will be encouraged to take steps to prevent it. Also she will ask students that</p> <ol style="list-style-type: none"> 1.) Is clean air good for us? 2.) Should we keep water clean? <div data-bbox="1816 1094 1951 1289" data-label="Image"> </div>

<p>WEDNESDAY (18.2.26)</p>	<p>Free-Play (Settling Time)</p>	<p>Welcome</p> <hr/> <p>Cleanlines s Checkup</p> <hr/> <p>Prayer & Group Singing</p>	<p>Boat Letter Activity</p> <p>Teacher will write letters on paper boats and ask students to say the letter name and sound.</p> 	<p>Threading Raindrops</p> <p>Students will revise the sequence of numbers by threading the number flashcards of raindrops together falling from a cloud.</p> 		<p>Blow the feather</p> <p>Teachers gives each student a light feather. Students blow the feather with their breath and try to move it on the table or in the air.</p> 	<p>Paper Windmill (Craft)</p> <p>Students will make their paper windmills with origami sheets with the help of teachers.</p> <p>Material required</p> <ol style="list-style-type: none"> 1. Origami sheets 2. fevicol 3. straw 	<p>Imbibing Values – Keeping feeder water for birds</p> <p>Students will inculcate a habit of caring for the other creatures by being conscious for keeping water for them.</p> 
<p>THURSDAY (19.2.26)</p>	<p>Free-Play (Settling Time)</p>	<p>Welcome</p> <hr/> <p>Cleanlines s Check Up</p>	<p>REVISION OF SWAR ‘अ-आः’</p> <p>*Students will practice the formation of swars from अ-आः .</p> 	<p>Measuring Water</p>		<p>Sack Race</p>	<p>Magic Water Numbers</p> <p>Students will write the date on a white sheet using a white crayon and will paint it with a watercolour to discover the</p>	<p>Usage of Water in our daily life.</p> <p>Teacher will tell to students that water is very important for us. We use water everyday.</p> <ol style="list-style-type: none"> 1.) We use water to take bath and

		Prayer & Group Singing		<p>Students will pour water in different cups and will compare the amounts using the vocabulary like 'more/less', 'full/empty' etc.</p> 	<p>Students stand inside a sack and hold it with both hands. When teacher says "start", they hop forward towards the finish line.</p> 	<p>numbers.</p> 	<p>stay clean. 2.) We use water to wash our hands and clothes.</p> 
FRIDAY (20.2.26)	Free-Play (Settling Time)	<p>Welcome 9</p> <hr/> <p>Cleanlines Check Up</p> <hr/> <p>Prayer & Group Singing</p>	<p>Revision of A-Z</p> <p>Students will read and write the letters from A-Z. It helps in develop letter recognition and memory recall</p> 	<p>Water Drop Counting</p> <p>Students will drop water on a plate and count the drops 1 to 10.</p> 	<p>Dance Session Song - 'Drip Drop Rain'</p> <p>Students will dance performing different actions</p> 	<p>Paper Fan Decoration</p> <p>Students will make paper fan by folding and decorate a paper fan with colours and stickers.</p> 	<p>Water Drop Art</p> <p>Students will drop coloured water on paper and watch it spread.</p> <p>Material Required : Water, droppers, chart paper, colours.</p> 