


TIMETABLE (NURSERY)

THEME: Spring Season


DAYS	8:00am-8:10am	8:10am-8:30am	8:30am-9:10am	9:10am-9:55am	9:55am-10:35am	10:35am-11:05am	11:05am-11:35am	11:35am-12:00noon
	Domains >	Positive Habits	Language & Literacy Development	Numeracy	Physical Development	Aesthetic Development	Socio-Emotional Development	
TUESDAY (10/2/26)	Free-Play (Settling Time)	Welcome	GENERAL DISCUSSION ON	COUNT THE SPRING SEASON FLOWERS	L U N C H	SPRING FLOWER STRETCH	COLOURFUL FLOWER GARDEN SCENE	INSECT SOUND ACTIVITY
		Cleanliness Checkup	<p>'SPRING SEASON'</p> <p>The teacher will discuss the spring season by asking simple questions.</p>	<p>The teacher will give each child a worksheet with pictures of different spring season flowers. The teacher will ask the students to carefully observe and count the number of flowers in each group.</p>		<p>Students will crouch down like tiny seeds and slowly stretch upward, pretending to grow into a plant. They will perform simple yoga movements to show how a seed grows into a plant and represent different parts of a plant such as roots, stem, leaves, and flowers.</p>	<p>Students will create a colourful flower garden scene in their art file using crayons. They will draw and colour different flowers, leaves, grass, and butterflies. The teacher will guide and encourage the students while they complete their drawings.</p>	<p>Students will listen to the sounds of different spring insects such as bees, butterflies, grasshoppers, and crickets. The teacher will demonstrate the sounds and encourage the children to imitate them. Students will also express their feelings and reactions while making the sounds together. This activity helps build confidence, participation, and social interaction among students.</p>
		Prayer & Group Singing	<ul style="list-style-type: none"> • Children, do you know which season comes after winter? • How is the weather in spring — is it cold or warm? • Can you name any flowers that you see in spring? • Do you like to play outside in the spring season? 	<p>Students will count the flowers and write the correct number in the box given. They will also say the number aloud.</p>		<p>Students will create a colourful flower garden scene in their art file using crayons. They will draw and colour different flowers, leaves, grass, and butterflies. The teacher will guide and encourage the students while they</p>		

FILL THE MISSING LETTER

The teacher will display alphabet flashcards around the classroom. Students will move by jumping, hopping, or running to the letter that the teacher calls out. When they reach the flashcard, they will say the **letter name and its sound** aloud.



**B
R
E
A
K**



complete their drawings.



WEDNESDAY
(11/2/26)


Free-Play
(Settling
Time)

Welcome

Cleanliness
Checkup

**ALPHABET
FLASHCARD ACTIVITY
(A-Z)**

The teacher will hide alphabet flashcards (A-Z) around the classroom. Students will search for the flashcards and bring them to the teacher. Each child will then identify the letter, say its sound aloud, and name a word related to the letter (for example: **G for Grapes, L for Leaf**).



**FINGER NUMBER
COPY ACTIVITY – A
BRAIN
DEVELOPMENT
ACTIVITY**

Students will observe the number of fingers shown by the teacher and copy the same number using their own fingers. The teacher will show different numbers using fingers, and students will carefully watch and repeat the same. This activity helps develop **number recognition, concentration, observation skills, and brain development** in young learners.



**SENSORY PATH
ACTIVITY**

Students will move along a sensory path with different actions like jumping, hopping, twisting, and moving in circles. They will cross small hurdles and follow the path while identifying **alphabets and Hindi akshars** placed on it. Students will also make sounds related to the letters they see.



HINDI WORKSHEET

**POM-POM
CATERPILLAR CRAFT**

The teacher will show pictures of real caterpillars and briefly explain how they crawl and later become butterflies. Students will paste colourful pom-poms to make a caterpillar in their art file.

Materials Used: Pom-poms, glue, drawing sheet, crayons



STORY SESSION

Lila's Spring Adventure

One sunny morning, Lila the little rabbit woke up and looked outside.

“Wow! Spring is here!” she said. “The flowers are blooming, and the birds are singing!”

She hopped outside and saw:

Yellow daffodils dancing in the breeze

Butterflies fluttering over pink tulips

Bees buzzing from flower to flower

Lila decided to make a spring picnic. She found:

A soft green patch of grass

Sweet strawberries

Tiny shiny pebbles for her nature collection

While eating, Lila met her friends:

Milo the squirrel, who found acorns

Tina the turtle, slowly walking in the warm sun

Together, they played hide-and-seek among the flowers. They laughed,

--	--	--	--	--	--

115
ITL CANDYFLOSS
WORKSHEET-HINDI

Name: _____ Roll No: _____ Date: _____

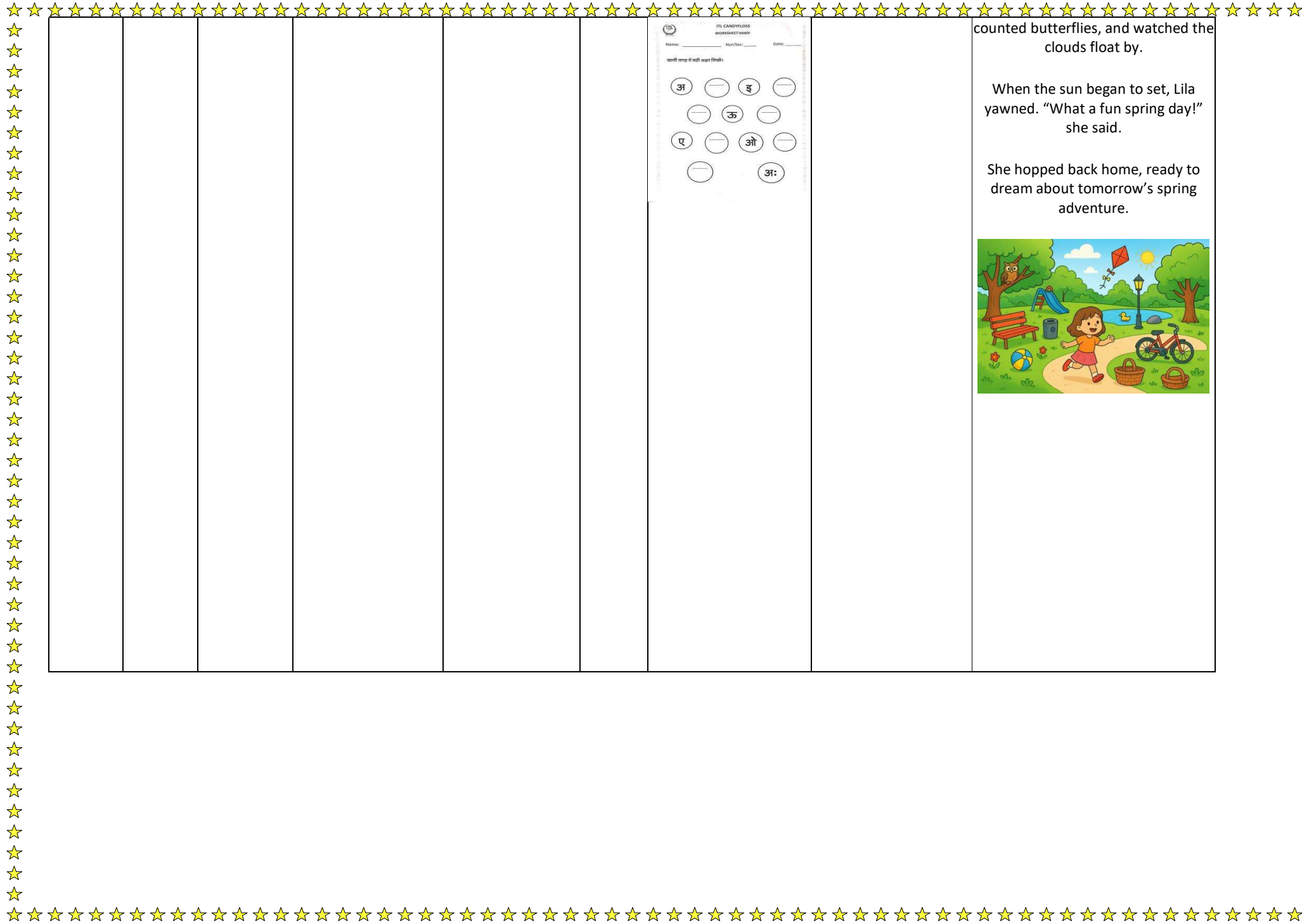
काली कण्ठ में कही जाएँ सिक्के।

अ () इ ()
 () ऊ ()
 ए () औ ()
 () अः ()

counted butterflies, and watched the clouds float by.

When the sun began to set, Lila yawned. "What a fun spring day!" she said.

She hopped back home, ready to dream about tomorrow's spring adventure.



THURSDAY
(12.2.26)

Free-Play
(Settling
Time)

Welcome

Cleanliness
Checkup

Prayer &
Group Singing

SPIN WHEEL ACTIVITY

(अ से अः)
तक

The teacher will show a spin wheel with the Hindi letters अ and आ. Students will take turns spinning the wheel. When the wheel stops, the child will name an object related to that letter and tell its use with the teacher's help.

Examples:

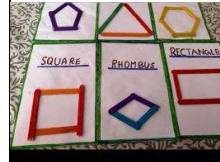
अ – अनार
(Pomegranate) – We eat it, it is healthy.

अ – अलमारी
(Cupboard) – We keep clothes and books in it.

आ – आम (Mango) – We eat it, it is a fruit.

COUNT AND MAKE SHAPES

The teacher will show a shape card to the students. Children will make the same shape using ice cream sticks. After making it, they will count the sticks and pick the matching number card.



FREEZE DANCE FUN

Students will dance freely to lively music and enjoy simple **aerobic movements** like jumping, clapping, and stretching. When the music suddenly stops, they must freeze and make a funny face or a fun exercise pose. The teacher will call out actions like **jump high, clap fast, or stretch wide**.



CLAY MOULDING

The teacher will give each student a piece of clay and guide them step by step to make a butterfly. Students will roll, press, and shape the clay to form the wings and body of the butterfly.

Materials Required:
Clay, clay mat/board, and toothpicks for designing.



SIGNIFICANCE OF SPRING SEASON – PARK VISIT

The teacher will take the students to a nearby park to observe the spring season. Students will see blooming flowers, green plants, stems, leaves, and small flower buds. The teacher will show how butterflies fly around the flowers and birds sit on the trees. She will also explain the colors of the leaves, such as green and yellow, and show dry leaves that may fall soon.

This activity helps children understand the **changes in nature during spring** through real-life observation.



आ – आग (Fire) – It gives heat and light.

वर्णमाला स्वर



**HINDI
WORKSHEET**

चित्र देखकर सही स्वर पर गीता लगाओ

	आ	अ	उ
	अं	ऊ	आ
	उ	ऊ	अं
	अ	उ	ऊ
	आ	अं	अ

FRIDAY
(13.2.26)

Free-Play
(Settling
Time)

Welcome

Cleanliness
Check Up

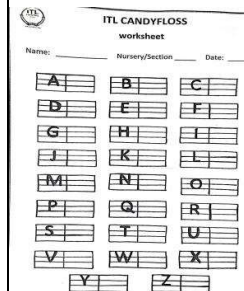
Prayer &
Group Singing

SPRING RIDDLES

The teacher will ask simple riddles related to the spring season. Students will listen carefully and guess the correct answer.

- I am colourful and fly from flower to flower. Who am I? (*Butterfly*)
- I bloom in spring and smell very nice. What am I? (*Flower*)
- I sing on trees and welcome spring. Who am I? (*Bird*)

ENGLISH WORKSHEET



NUMERACY – DIAL THE NUMBER

The teacher will create a pretend phone using a **paper plate with numbers (0-9)** and a string to represent a telephone. The teacher will call out different numbers, and students will dial the same numbers on the plate. After dialing, they will pretend to call their family members.



MATHS WORKSHEET



SPRING HOP RACE

Students will take part in a fun **Spring Hop Race**. Children will hop like **bunnies, flap like butterflies, and buzz like bees** while moving towards the finish line.



FREEHAND DRAWING


The teacher will encourage students to draw simple objects related to the **spring season**, such as flowers, butterflies, trees, and the sun.



GROUP DISCUSSION – LEARNING FROM NATURE

The teacher will start a group discussion by explaining how a small seed grows into a plant, becomes a flower, and sometimes loses its leaves but grows again stronger. Students will talk about how nature changes with the seasons. Participants will also share simple stories about how losing or giving up something does not mean the end, but a chance to learn and grow stronger.





--	--	--	--	--	--	--	--	--