

SADHU VASWANI INTERNATIONAL SCHOOL FOR GIRLS

Shanti Niketan, New Delhi

February & March 2026

MONTHLY BULLETIN

(Nursery)

TOPIC: Houses and Spring Season

- Houses



Spring Season




HOUSES -

Reasoning - Why do we need a house?

Identification - Name different areas in your house e.g. bedroom, kitchen, etc



Observations – Name a few houses of animals. E.g. Dog lives in a kennel.



Recognition- Name the different kinds of houses you see when you go out of Delhi with your parents.



SPRING SEASON -

Reasoning - How is winter season different from spring season?




Identification- Names of different flowers



Recognition - Name flowers and fruits of the season.

Observation - Birds, insects, clear sky.



BIRDS



INSECTS



CLEAR SKY

Language Skill-

Conversation- on the topic – ‘My House and why do we need a House?’
(children will speak short sentences.)

For example: My house is very big and beautiful.

It has 3 rooms and one kitchen.

I keep my house neat and clean.

I love my house very much.

We need a house to protect us from-



Story Session: 'TORTOISE FINDS A HOME'

FEBRUARY-MARCH

Tortoise finds a home

One day, a tortoise was looking for a shelter here and there. He met his friend snail on his way. The snail asked, "What are you looking for?" The tortoise replied, "I am looking for my house. Have you seen it?" "No, but I will help you look!" said the snail and sat on tortoise's back. Then they met a bug and asked if he had seen tortoise's house, but the bug said no and he also sat on tortoise's back to help them look for the house. Suddenly, it started raining. "Oh ! Where is tortoise's house?" asked the snail and the bug and slipped off tortoise's back due to heavy rain. The tortoise got frightened and shrank into his shell. It was warm and cozy inside. "Oh! here is my house" said the tortoise. But after a while he realized that his friends also needed help. The tortoise then came out of the shell and asked his friends to stand under his shell as they were very small. So, finally the tortoise and his friends were happy as the tortoise found his home.



MORAL : We should think wise and help others

PRE-SCHOOL-9

More Stories

I if I Built a House – Creative read aloud kids book by Chris Van Dusen

<https://youtu.be/aTi5dbVmUhU>



<https://youtu.be/5G3XOtCpD3I?si=UUKaEULTxEP7mzuV>



Recitation: Rhymes related to the topics

SPRING

February-March

WHEN IT'S SUNNY

When its sunny
Bees gather honey.
When it rains,
bees play games.
Frogs come out
To hop around,
peacocks dance,
lovely on the ground



MY WORLD

Down in the ocean, what do you see ?
A big fish, a small fish,
Swimming in the sea
Swimming, Swimming ha ha ha ha
Swimming and Swimming la la la la



Up in the sky, what do you see ?
A big bird, a small bird
Flying in the sky
Flying, flying ha ha ha ha
Flying flying la la la la

NUMBER SONG

Make a big loop just like so
that's the way to make a zero.



One is fun,
a straight line down and then you are done.



Curve up and around and then back down.
Add a shoe to make a two.



Around a tree, around a tree,
that's the way to make a three.



Down and over down some more,
that's the way to make a four.



Make a hat, take a dive then curve around
to make a five.



A curvy line and a circle mix,
that's the way to make a six.



Across the sky and down from heaven,
that's the way to make a seven.



Make an S but don't wait, just go back up and close
the gate,
that's the way to make an eight.



Make a circle and a line,
that's the way to make a nine.



Out in the garden, what do you see ?
A big flower, a small flower
Blooming at me
Blooming Blooming ha ha ha ha
Blooming Blooming la la la la

Up in the sky, what do you see ?
A big star, a small star
Twinkling at me
Twinkling Twinkling ha ha ha ha
Twinkling Twinkling la la la la



गुलाब का फूल

फूल गुलाब का बड़ा ही प्यारा
सब फूलों से है यह न्यारा
लगता कितना ताज़ा-ताज़ा
कहलाता फूलों का राजा
काटों में यह खिल जाता है
फिर भी हँसता मुस्कता है
बड़ा ही कोमल है यह फूल
कभी तोड़कर करो न भूल

MY HOUSE


Let's go to my house
Let's go today
I'll show you all the rooms
Where we work and play
Here is the living room
Where I watch T.V.
Here is the dining room
We eat here everyday
And this is my room
Where I sleep and play



Skills : Vocabulary enhancement, Pronunciation

All Things

All things bright and beautiful,
All creatures great and small,
All things wise and wonderful,
The good Lord made them all.
He gave us eyes to see them,
And lips that we might tell,
How great is God Almighty,
Who has made all things well.



Holi

Colour, colour everywhere,
On my face, on my hair,
On my hands, on my feet,
But not on my white teeth.
Colour, colour everywhere,
In the water, in the air,
On the flower, on the grass,
But not on my looking glass.



Vocabulary Building: Kitchen, bedroom, living room, birds, insects, snail, etc.


Listening Skill

Students will be able to listen and differentiate the letters on the basis of phonic sounds

\Example: A says ऐ, B says ब

WRITING SKILL

- Formation of letters a to z
- Write the missing letters
- Write the first letter
- Complete the sequence



| हिन्दी स्वर | | |
|-------------|---------|----------|
| अ अनार | आ आम | इ इमली |
| ई ईख | उ उल्लू | ऊ ऊन |
| ऋ ऋषि | ए एड़ी | ऐ ऐनक |
| ओ ओखली | औ औरत | अं अंगूर |
| | | अः |

हिंदी

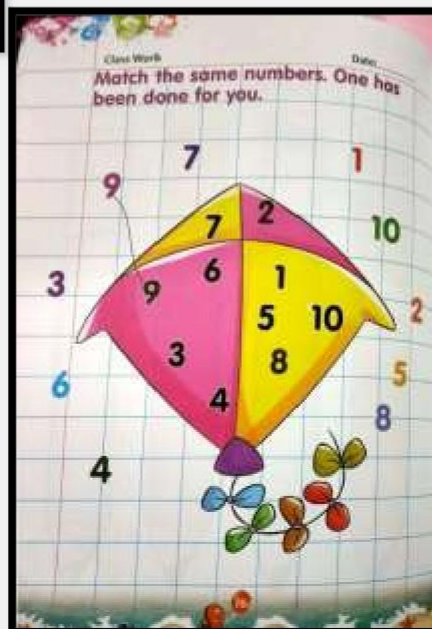


अ से अः स्वरों की मौखिक
एवं लिखित पहचान

Analytical Skill- To develop quantitative analytical skill.

NUMBER WORK Experiential Learning

Oral 1 to 10

- Written 1 to 10
- Write the Missing Numbers 1 to 10
- Spot the numbers
- Count and Write 1 to 10



Celebration

- **Grandparents' Day Celebrations**- Saturday, 7th February, 2026 (in the School Auditorium)

On the occasion of Grandparents' Day, we would also like to extend our thanks to our loving grandparents for their unconditional love, support and care



• Holi

Discussion of significance and do's and don'ts of Holi festival.



Making Of Eco-Friendly Colours

Making of green colour from powdered mehendi



Making of yellow colour out of besan and turmeric powder.



Value Education and Attitude- Acceptance, Sensitive

The children will be taught the value of being sensitive towards the feelings of others by asking them to share their things with their family members and to be polite while talking and using the magic words like-

Thank you, Sorry, Please etc. in their daily conversation.



LIFE SKILLS - Self Awareness


They will be made aware of the importance of exchanging greetings while talking to their peer group and meeting their elders. They will also be made aware of the importance of expressing their gratitude by using magic words like *Sorry, Thank you* and *Please* in their daily conversation.



For Parents

- Teach your daughter names of at least 5 flowers she sees in the park during the Spring Season.

Example:



- Make your daughter aware that flowers beautify our surroundings and therefore, we should not pluck or destroy them.
- Encourage your daughter to do acts of kindness and teach them to be loving and respectful towards their grandparents.
- Reinforcement of- recognition, formation and numerical value of each number.
- Grandparents' Day will be celebrated on Saturday ,7th February 2026

Recognition of International Dimension in Schools -

This program, formerly known as RIDS, recognizes and celebrates schools that integrate international perspectives and global citizenship into their curriculum and practices, according to the British Council.

This year our partner countries are - , **Costa Rica, Bolivia and Sri Lanka**

Pre Activity-Nature Party

- Students will bring to school some saplings of herbal plants common to India, Costa Rica, Bolivia and Sri Lanka.
- With the help of teachers and the school gardener, they will plant the saplings in the school premises.



Activity – Poem Presentation

Students will present poems on common herbal plants used in India, Costa Rica, Bolivia and Sri Lanka using expressive actions and gestures.



Post Activity - Worksheet

After this activity, students will attempt a worksheet on the common herbal plants of these countries.

Ms. Pooja Pahujani

Nursery Co-ordinator