



Brain International School

Recognised Senior Secondary School, Affiliated to CBSE
Vikas Puri, New Delhi

ENGLISH REVISION SHEET








TERM – II

GRADE – NURSERY

NAME - _____


DATE- _____

Q1. Identify the pictures and match it with its correct beginning sound.




Q2. Look at the picture and write it's beginning sound.

1.




Four horizontal lines for writing, colored from top to bottom: light red, light blue, light green, and light red.

2.




Four horizontal lines for writing, colored from top to bottom: light red, light blue, light green, and light red.

3.







Four horizontal lines for writing, colored from top to bottom: light red, light blue, light green, and light red.

4.



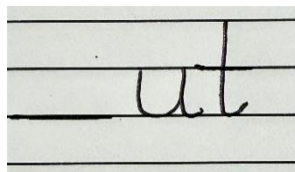


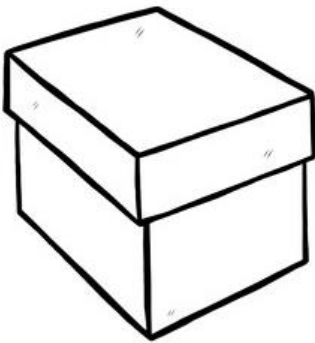


Four horizontal lines for writing, colored from top to bottom: light red, light blue, light green, and light red.


Q3. Match uppercase with lowercase letter.



Q4. Identify the picture and write its beginning sound.



Q4. Look at the picture, circle the sound that it begins with.




s c g



u t b



d o z



v i j

Q5. Dictation

1.

2.

3.

4.

5.

