

Sadhu Vaswani International School For Girls Shanti Niketan, New Delhi

K.G.

Monthly Bulletin

Monthly Bulletin

January, 2026

Theme Of The Month: **PEOPLE AROUND US**

COGNITIVE SKILLS

OBSERVATION & DIFFERENTIATION

Name the person who:

- repairs fans, lights and electrical appliances
- repairs leaking taps
- sells medicines
- trims our hair
- stitches our clothes
- repairs cars and scooters



The tools used by carpenter, plumber, electrician, doctor, etc.



TOOLS USED BY OUR HELPERS



Name any five public buildings in your neighbourhood and the services undertaken in them- For e.g. Hospital is a place where sick people are treated




Expressing gratitude to our helpers.

(eg. Making thank you cards for them.)



CELEBRATIONS


- Republic Day will be celebrated on 23rd January and its significance will be discussed.
- Tri-Colour Craft on the occasion of Republic Day



REPUBLIC DAY

- **Basant Panchami (will be celebrated in the school and the significance will be discussed.)**

Parents are requested to kindly send yellow colour food in the tiffin and 1 yellow flower on 23rd January 2026.



LANGUAGE SKILLS

Conversational Skills:

To enhance conversational skills children will speak short sentences on the topic-

“What I see in the garden” - for example-

- There are many types of trees, plants, insects, and flowers in the garden.
- I can hear the chirping of birds.
- There are different types of swings in the garden.
- I like to play with my friends in the garden.

VOCABULARY BUILDING WORDS:

chirping, victory, greenery, pride, occasion, repair, plumber,
electrical appliances, barber, stitch, carpenter

STORY TIME

The Golden Egg

(through activity and dramatization)



Once there was a farmer. He had a wonderful hen. The hen laid a golden egg every day. The farmer sold the egg in the market daily. He became very rich. But he was not satisfied. He wanted to become rich in no time. He thought of getting all the eggs at once. So, he killed the hen but did not find any eggs in the stomach of the hen. He felt sad and lost his hen forever. But it was too late.

Moral: One should remain satisfied with what one gets

STORY TIME

Story: "Appreciating Helpers"

<https://youtu.be/jFht-ArWU0E?si=aFdQ5wNIm3gYQ7I>



Story: "What Will I Be When I Grow Up ?"

<https://youtu.be/XE5M-WOiUsk?feature=shared>



RHYME TIME

RHYMES

January

Theme of the Month - People Around Us

Helping Mother

I'm mummy's little helper,
And this is what I do.
Sweep the floor and hang the clothes,
And this is what I do.
Lay the table and dust the shelves,
And this is what I do
I'm mummy's little helper,
And this is what I do.

डाकिया आया

देखो एक डाकिया आया,
थैला एक हाथ में लाया।
पहने है वह खाकी कपड़े
कई चिट्ठियाँ हाथ में पकड़े।

चिट्ठी में संदेश आया,
शादी में है हमें बुलाया।
शादी में सब जाएँगे,
खूब मिठाई खाएँगे।



My Teacher

My School Teacher is very nice.
She is loving and wise.
She plays and sings
And laughs with me
And also teaches ABC.



People at Work

If I were a baker, what would I do ?
Bake lots of cookies, for em and you.
If I were a vet, what would I do ?
Care for your pet, cause it's special for you.
If I were a dentist, what would I do ?
Check those teeth, that's good for you.
If I were a barber, what would I do ?
Trim your hair, that's what I'll do.
If I were a tailor, what would I do ?
Sew your clothes whether old or new!



Some more rhymes

COMMUNITY HELPERS

Teachers teach us ABCs
Shapes and colors, 123s.
Doctors help us when we're
sick,

Medicine will do the trick.
Firefighters pout out fires.
Mechanics fix our cars and
tires.

Police help keep things safe for
you.

What job do you want to do?



(C)2017 www.thekindergartenworkbooks.com



10 Little Firefighters


Ten little firefighters
Sleeping in their beds.
"Ding!" went the bell,
And down the pole they slid.
They raced to the fire
And put out all the flames.
Then the 10 little firefighters
Went back to bed again.



ENGLISH

Reading Skills:

- Reading three letter words of vowel **a, e, i, o, u**
- Reading short sentences based on the concept of 'in' & 'on'




Writing Skill:

- Revision of three letter words of vowel **a, e, i, o, u**
- Introduction of the concept of 'in' & 'on'
e.g. a tin **in** the bin, a bat **on** a mat.

Identification: To identify the picture and write the correct word.

Introduction of the opposite **Empty- Full** through activity.




हिंदी

- चार अक्षर वाले शब्दों व वाक्यों की मौखिक व लिखित पहचान
- पाठ्य पुस्तक से पठन (पृष्ठ: 27,28,29,30,31)



- चित्र पहचान कर शब्द लिखो (पृष्ठ: 32)
- चित्र बनाओ
- शब्द को सही चित्र से मिलाओ
- खाली स्थान भरो





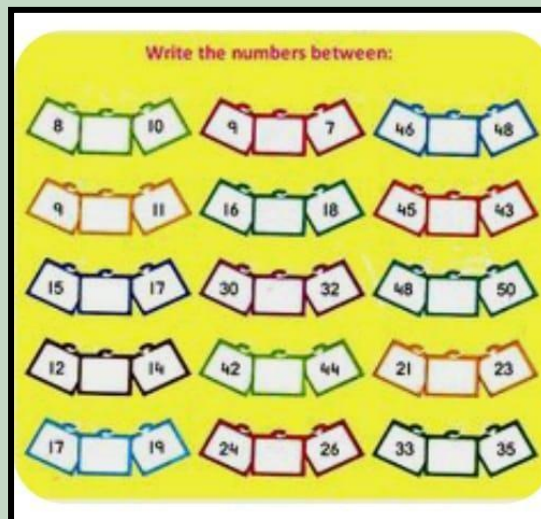

- आ, इ और ई की मात्रा वाले शब्दों की मौखिक व लिखित पहचान (पृष्ठ: 33,34)



ANALYTICAL SKILLS: To develop quantitative analysis.

MATHS: Revision of concepts

- What comes after
- What comes in between
- What comes before
- Greater and lesser numbers
- Counting 1..... 80
- Backward Counting 501
- Addition with pictures




Introduction

- Counting 81.....90
- Counting 1 ----- 90

1	2	3	4	5	6	7	8	9	10
11	12	13	14	15	16	17	18	19	20
21	22	23	24	25	26	27	28	29	30
31	32	33	34	35	36	37	38	39	40
41	42	43	44	45	46	47	48	49	50
51	52	53	54	55	56	57	58	59	60
61	62	63	64	65	66	67	68	69	70
71	72	73	74	75	76	77	78	79	80
81	82	83	84	85	86	87	88	89	90

- Simple addition

$1 + 4 = \square$	$2 + 3 = \square$
$3 + 1 = \square$	$1 + 5 = \square$
$2 + 2 = \square$	$4 + 1 = \square$
$5 + 3 = \square$	$3 + 4 = \square$
$4 + 2 = \square$	$5 + 2 = \square$



$$\begin{array}{r} 3 \\ + 3 \\ \hline \end{array}$$

$$\begin{array}{r} 7 \\ + 1 \\ \hline \end{array}$$

$$\begin{array}{r} 5 \\ + 2 \\ \hline \end{array}$$

$$\begin{array}{r} 1 \\ + 1 \\ \hline \end{array}$$






$$\begin{array}{r} 2 \\ + 4 \\ \hline \end{array}$$






$$\begin{array}{r} 3 \\ + 5 \\ \hline \end{array}$$

$$\begin{array}{r} 8 \\ + 1 \\ \hline \end{array}$$

$$\begin{array}{r} 2 \\ + 6 \\ \hline \end{array}$$

- Number Names: one to five (1....5)

1 one 	2 two 	3 three 
4 four 	5 five 	

1 one 	2 two 
3 three 	4 four 
5 five 	

VALUE EDUCATION: Be careful

The children would be taught

- how to take care of themselves at home, when on the road or in the playground.
- not to touch anything lying outside on the road or in the playground be it a toy or something that does not belong to them and to inform an adult if they find any unattended object.
- not to open the door for any stranger when alone at home.



ATTITUDE:

Critical Thinking

- To analyze their day -to- day behavior and the situations faced by them e.g. Learn to be polite and kind to helpers or trouble shooters.
- To think of the consequences if there was no one to help them around.

LIFE SKILLS: Decision Making

It is a very important life skill as this is going to help them throughout. As adults our duty is to guide the children and help them learn and develop the ability to decide what needs to be done in adverse situation and how to face the challenges –For e.g.

- The child's classmate has fallen and hurt herself.



- A friend of her wants to share her tiffin or stationery etc.

Affection and respect should be shown to the child by complementing her about the things she does well. This goes a long way in reinforcing positive behavior.

FOR PARENTS

- Republic Day will be celebrated on 23rd January 2026.

Watch Republic Day Parade on T.V. with your daughter and explain her the significance of the National festival.



- Kindly send yellow colour food and 1 yellow flower on 23rd January 2026.
- Kindly reinforce the vocabulary introduced, in English and Hindi both.
- Reinforce the numerical concepts in day- to- day conversation.
- Discuss the significance of people around us with specialized skills and show them the pictures of the tools used by them.

Ms. Anamika Bhasin
K.G. Co-ordinator