




















TIMETABLE (NURSERY)

THEME: Helpers (Revision)

DAYS	8:00am-8:10am	8:10am-8:30am	8:30am-9:10am	9:10am-9:55am	9:55am-10:35am	10:35am-11:05am	11:05am-11:35am	11:35am-12:00noon
	Domains	Positive Habits	Language & Literacy Development	Numeracy		Physical Development	Aesthetic Development	Socio-Emotional Development
MONDAY (24/11/25)	Free-Play (Settling Time)	Welcome	GENERAL DISCUSSION 'Helpers'	GAME: SPOT NUMBER 41 TO 50	L U N C H	YOGA SESSION	CRAFT YOUR NURSE	STORY TIME
		Cleanliness Checkup	Teacher will recapitulate about all helpers. The teacher will start the session by asking a few questions.	Student will pick number chit and then find can with the matching number. After identifying the correct can, they will try to hit it.		Students will take part in a yoga activity based on community helpers. They will do Vrikshasana (Tree Pose) by standing on one leg like a gardener, Tadasana (Mountain Pose) by standing tall like a firefighter, Veerabhadrasana (Warrior Pose) by stretching arms like a brave police officer, and Bhujangasana (Cobra Pose) by lifting the chest like a caring doctor.	Students will create a nurse figure using origami sheets. They will fold the paper step-by-step by following the teacher's instructions. After completing the figure, students will paste it into their scrapbooks.	The teacher will conduct a short story session on community helpers—people in our community who do important jobs to help others. The story will show how helpers like doctors, nurses, teachers, firefighters, and police keep us safe, healthy, and cared for.
		Prayer & Group Singing	<ul style="list-style-type: none"> Who helps you to repair your shoes? Who teaches in the school? Who stitches your clothes? 	INTRODUCTION OF NUMBER 41 TO 50 Students will count orally and write number 41 - 50 numbers in notebook. 41 42 43 44 45 46 47 48 49 50				https://youtu.be/NEG5NnLqIno?feature=shared 

<p>TUESDAY (25/11/25)</p>	<p>Free-Play (Settling Time)</p>	<p>Welcome</p> <hr/> <p>Cleanliness Checkup</p>	<p>RIDDLES</p> <p>Teacher will ask few riddles:</p> <ul style="list-style-type: none"> I wear a white coat and help you when you're sick . I listen to your heartbeat, and I give you medicine quick. Who am I ? I drive a truck and put out fires. I wear a helmet and use a hose like a wire . Who am I ? I teach you letters , numbers and more. I help you learn and watch you explore? Who am I ? 	<p>THE NUMBER PATH</p> <p>Students will use large number cards (41 to 50) And arrange them in the correct sequence on the floor to create a path . They hop on the numbers while saying them aloud, focusing on the order from 41 to 50.</p> 	<p>B R E A K</p>	<p>GAME :LADDER RACE</p> <p>Students will take part in a ladder race activity where they rescue a toy man from a fire by sprinkling water on the fire cutout.</p> 	<p>ACTIVITY: PAPER CAPS</p> <p>Students will make paper caps of a doctor using different coloured origami sheets and decorative materials such as crayons, sketch pens, stickers, glue, and scissors.</p> <p>https://youtu.be/k-grymIBnxo?si=reWWx9f3tlmk9Fn</p> 	<p>POLICEMAN ROLE - PLAY</p> <p>Students will take part in a role play as police officers. They will safely use toy guns and toy walkie-talkies while acting out their roles. Each student will speak a few simple lines, introducing themselves as a police officer and talking about their duties.</p> 
---	--	---	--	---	---	--	---	---

WEDNESDAY (26.11.25)	Free-Play (Settling Time)	Welcome	INTRODUCTION OF ए	MAKE PAIRS		GARDEN RELAY RACE	My Community Helper's Tool	DOCTOR'S CLINIC SCENE DISCUSSION
		Cleanliness Checkup	The teacher will introduce the akshar ए by showing different objects related to it. The teacher will help students understand the sound of ए and guide them step by step on how to form and write ए correctly in their notebooks.	Students will match the pictures of community helpers with their correct tools, places, or vehicles, for example, a nurse with an injection and a firefighter with a fire truck.		Students will participate in a relay race based on a gardening task. Each team will pass along a pot, soil, and a plant—one student will fill the pot with soil, another will plant the seed, and the last member will water it to complete the task.	The teacher will guide students to make freehand drawings of any community helper's tool of their choice, for example a doctor's stethoscope, a police whistle, a firefighter's helmet, or a gardener's watering can.	Students will explore a doctor's clinic scene and talk about what happens there. The teacher will ask questions to encourage observation, thinking, and speaking skills, such as: <ol style="list-style-type: none">Who is the helper in the white coat?What is the doctor using to listen to the boy's chest?What tools can you see in the clinic? (stethoscope, thermometer, syringe)Who else helps the doctor in the clinic? (nurse, receptionist)What should a patient do when they feel sick?How does the doctor help patients feel better?
		Prayer & Group Singing				 TEACHER		
THURSDAY (27.11.25)	Free-Play (Settling Time)	Welcome	INTRODUCTION OF ऐ	GAME : FEED THE CLOWN		FREEZE DANCE	CLAY MOULDING ACTIVITY – COMMUNITY HELPERS	FEELINGS AND EMOTIONS ACTIVITY
		Cleanliness Check Up	The teacher will introduce swar ऐ and show the students some flash cards words beginning with ऐ are hidden in the rice	Students will pick basket of colourful balls. They will take each ball one by one and place it into the clown's		Students will dance to a freeze song and, when the music stops, they will freeze and pose as different community helpers.	Students will use clay to create simple models of tools or items related to different community helpers, such as a doctor's stethoscope, firefighter's	Students will explore cards showing different emotions, such as happy, sad, scared, and thankful , and discuss them. The teacher will guide a conversation about why and when we feel happy or sad , and how acts of kindness by helpers or towards helpers can make us feel

		Prayer & Group Singing	<p>tray. One by one student search inside and pick a card and say related words like ऐरावत, ऐनक, एम्बुलेंस words aloud with the teacher.</p> <div><div>ऐ</div><div>ऐनक</div><div>ऐरावत</div><div>ऐवरेस्ट</div><div>ऐलान</div><div>ऐश्वर्या</div></div>	<p>mouth while counting the balls aloud.</p> 			<p>helmet, police badge, or gardener's watering can. This activity helps children develop fine motor skills, creativity, and an understanding of the roles of community helpers.</p> 	<p>better and lift our moods.</p> 
FRIDAY (28.11.25)	Free-Play (Settling Time)	<div>Welcome</div> <div>Cleanliness Check Up</div> <div>Prayer & Group Singing</div>	<p>REVISION OF ऐ</p> <p>The students will learn , understand and repeat ऐ words and write it in notebooks.</p> 	<p>COUNT THE TOOLS</p> <p>Students will observe different tools or picture cards of community helpers and count how many of each item they can find.</p> 	<p>AEROBICS</p> <p>Students will perform aerobics steps by following the teacher's instructions. They will practise simple movements such as stretching, jumping, and arm exercises to stay active and coordinated.</p> 	<p>CHEF'S PIZZA ART</p> <p>Students were given paper plate as the 'pizza base' and pre-cut colorful paper shapes as toppings . Students choose and stick the toppings to design their own pizza.</p> 	<p>COMMUNITY HELPERS KINDNESS CARD</p> <p>Students will decorate small cards with drawings and write a simple "Thank You" message for helpers such as the school cleaner, guard, or nurse. They will then give the cards to the helpers, learning kindness, appreciation, and how to express gratitude.</p> 