

ITL CANDYFLOSS



**WINTER DAYS BRING CHEER SO BRIGHT,
COSY MORNINGS, HEARTS FEEL LIGHT.
LAUGHTER, PLAY, AND MOMENTS SLOW,
LITTLE JOYS BEGIN TO GROW.**

**HANDS EXPLORE AND MINDS TAKE FLIGHT,
LEARNING SPARKLES, DAY AND NIGHT.
WRAPPED IN WARMTH AND HOLIDAY CHEER,
HAPPY WINTER DAYS ARE HERE.**






**ITL CANDYFLOSS
NURSERY
WINTER ACTIVITY ROSTER
SESSION: 2025-26**



MONDAY 29.12.25	TUESDAY 30.12.25	WEDNESDAY 31.12.25	THURSDAY 01.01.26	FRIDAY 02.01.26
<p>COUNTING OUR JOY</p> <p>Start the first day of your holiday by visiting to your nearest Gurudwara/Temple/ Church or Mosque, where you can give thanks to the Almighty for His blessings and have a fellowship time with your family.</p> 	<p>A TO Z HUNT</p> <p>Give your child a box and explain that he/she is going on a scavenger hunt to find objects related to different letters of the alphabet from A to Z. Encourage them to explore indoors or outdoors, such as around the house, the balcony, or a nearby park. Allow them to collect objects they find that begin with different letters. Set a time limit to make the activity more exciting and challenging, and let your child enjoy discovering and learning through play.</p> 	<p>WINTER VEGGIE BASKET SORTING PLAY</p> <p>Place all winter vegetables in one basket and ask your child to become a ‘Little Veggie Chef’ and sort the vegetables into different bowls based on —big and small/ round and long etc. He/she can later name the sorted veggies and count them.</p> 	<p>BUILD ‘THE THANKFUL TREE’</p> <p>As we begin the new year, we thank the Lord and pray for a happy and prosperous year. The child will trace and cut hand shapes from coloured sheets, paste them on half-size chart paper, draw a stem to form a tree, and write the first letter of things they are thankful for e.g. F for food, T for toys etc. on the hand cutouts.</p> 	<p>HELPING HANDS FOR WINTERS</p> <p>Take your child to the nearby park in bright sunlight and encourage him/her to distribute some healthy snacks (like biscuits, bananas) or donate clean socks, old sweaters, small blanket, or food grains to the guard, helper or needy people. This will help the child understand that the real joy is in sharing happiness with all.</p> 

MONDAY 05.01.26	TUESDAY 06.01.26	WEDNESDAY 07.01.26	THURSDAY 08.01.26	FRIDAY 09.01.26
<p>CUP STACKING CHALLENGE</p> <p>Cup stacking is a super fun holiday game! Give child some paper cups and ask him/her build a tower or pyramid as tall/big as can be This can be played alone, with friends, or with family. If you want, you can even set a one-minute timer to make it exciting. Try different ways to stack and balance the cups.</p> 	<p>HEALTHY LADOO MAKING</p> <p>Winters are the best to have healthy snacks. Let's indulge in the taste of making healthy ladoos using sesame seeds (til), jaggery (gur), dry fruits and coconut. Instructions are as follows:</p> <ul style="list-style-type: none"> • Take some grated jaggery. Put it in a mixing bowl. • Add roasted sesame seeds, crushed peanuts and some coconut. • Mix everything well using a spoon or clean hands. • Add a few drops of ghee if the mixture feels dry. • Take small portions and press tightly to make small ladoos. • Let your child munch this traditional, iron-rich winter snack to stay warm. 	<p>DRESS THE TEDDY BEAR</p> <p>Encourage your child play with his/her favourite teddy (soft toy), asking them to dress it in winter clothes. You can use a muffler or scarf to keep its neck warm, a cap or hat to cover its head, socks to keep its feet warm, and a sweater to keep its body warm. Dressing the teddy will help your child identify different types of winter clothing items and understand how to dress up in cold weather.</p> 	<p>WINTER POOKALAM SWAR</p> <p>Take a paper with a big flower design (Pookalam), where each petal has different Hindi swars written on it. Then, ask your child to look at each swar, say its name aloud, and colour the petals with bright winter colours. He/she can also trace the swar with crayons or markers to brush up their writing skills.</p> 	<p>WINTER SOUND HUNT <i>OBSERVE WHAT WINTER SOUNDS LIKE!</i></p> <p>Let your little one explore the magic of winter through sound! Invite him/her to quietly listen to familiar winter sounds at home — the hum of the heater, kettle boiling, rustling jackets, Mom warming hands with a soft blow, or even leaves swaying outside. After listening, encourage your child to name each sound and imitate it in their own fun way. This simple activity will boost listening, language and observation skills, helping your child connect everyday sounds with familiar words and actions.</p> 

Note for Parents:

Dear Parents,

Along with the attached worksheets and activities, we kindly encourage you to motivate your child to practice basic life skills during the winter break, as these small efforts support the overall development of the child, the worksheets provided are for revision and practice and should be completed by your ward, and the complete work (worksheets and activities) must be neatly arranged and submitted in a well-labelled folder on **Monday, 19th January 2026**.

Encourage your ward :

- Eating and dressing independently (using spoon, wearing socks or jacket)
- Keeping belongings in place (toys, books, shoes after use)
- Using polite words and greetings (Thank you, Sorry, Please, Good morning)
- Expressing needs and feelings in words (I am hungry, I need help, I am upset)
- Following simple daily routines (fixed sleep time, meal time, clean-up time)

Your cooperation will help in nurturing confident, responsible, and happy learners.

STAY HAPPY#STAY WARM#HAPPY VACATIONS#JOY OF GIVING#SHARING IS CARING





ITL CANDYFLOSS
THEME: WINTER SEASON


FEELINGS AND FUN

Name: _____

KG: _____

Date: _____

COLOUR THE PICTURE





WRITE COUNTING 1 TO 50

1

11

21

31

41

10

20

30

40

50



ITL CANDYFLOSS

Worksheet

Name _____ Class: Nur _____ Date _____

Match pictures with correct letters

S


V

T

A

L

X





ITL CANDYFLOSS WORKSHEET(HINDI)

Name: _____

Nur- _____

Date: _____

देखो और लिखो

अ

आ

इ

ई

उ

ऊ

ऋ

ए

ऐ

औ

औ

अं

अः

—

—

—

—

—

—

—

—

—

—

—

—




ITL CANDYFLOSS WORKSHEET(ENGLISH)

Name: _____

Nur- _____


Date: _____

Missing Alphabet Letters




Write the missing letter in each blank circle below.

A




C



E


F

G




I

J




L

M




O

P




R


S




U



W



Y

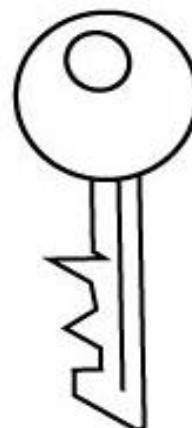








ITL CANDYFLOSS
THEME: WINTER SEASON

WORKSHEET- TALL AND SHORT

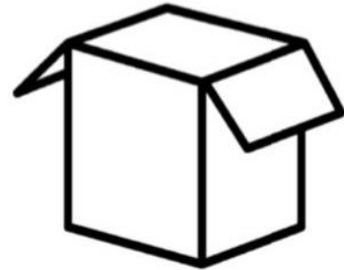
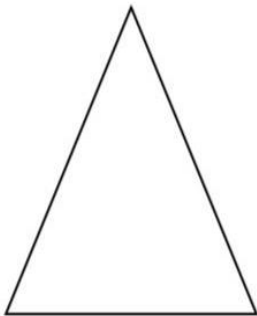


COLOR THE TALLER ONE:






ITL CANDYFLOSS
THEME: WINTER SEASON
WORKSHEET- MATCH THE SHAPE

MATCH THE SHAPE

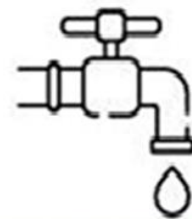





ITL CANDYFLOSS WORKSHEET(ENGLISH)

NAME: _____ Nursery/Sec ____ DATE: _____


WRITE THE FIRST LETTER OF THE PICTURE






ITL CANDYFLOSS
THEME: WINTER SEASON
WORKSHEET- DOT-TO-DOT

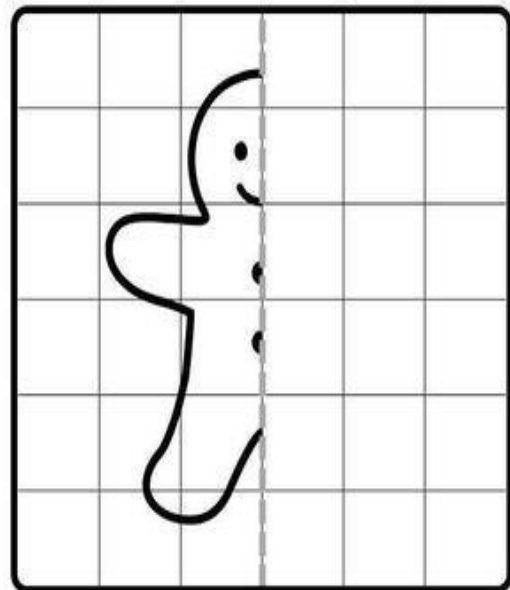
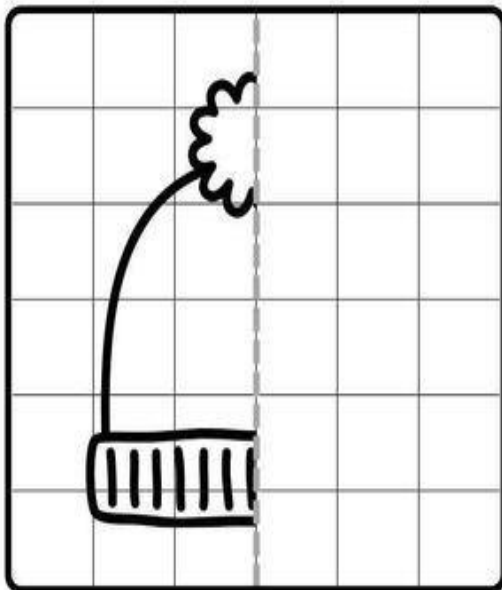
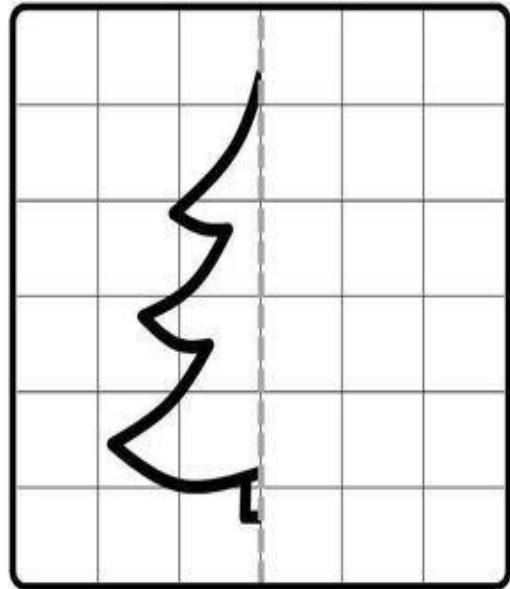
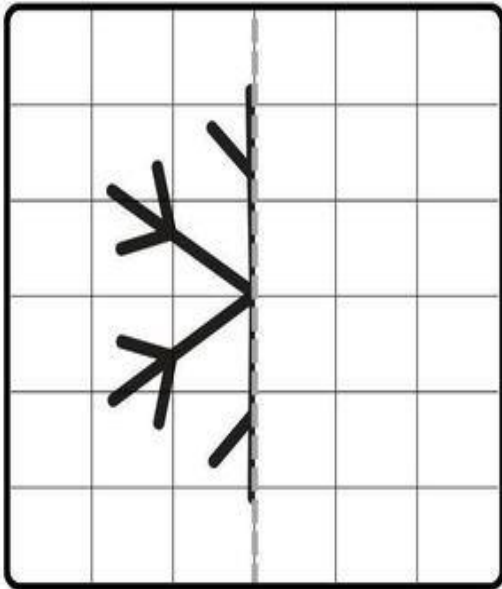
Snowman Dot to Dot





ITL CANDYFLOSS
THEME: WINTER SEASON
WORKSHEET- DRAW HALF TO HALF

DRAW HALF TO HALF





ITL CANDYFLOSS WORKSHEET (HINDI)

चित्र देखकर पहला अक्षर लिखो।






























ITL CANDYFLOSS
THEME: WINTER SEASON
WORKSHEET- SHADOW MATCHING

Winter Shadow Matching Game

Color the images and then draw lines to match each image shadow.

