



# ITL CANDYFLOSS



**WINTER DAYS BRING CHEER SO BRIGHT,  
COSY MORNINGS, HEARTS FEEL LIGHT.  
LAUGHTER, PLAY, AND MOMENTS SLOW,  
LITTLE JOYS BEGIN TO GROW.**

**HANDS EXPLORE AND MINDS TAKE FLIGHT,  
LEARNING SPARKLES, DAY AND NIGHT.  
WRAPPED IN WARMTH AND HOLIDAY CHEER,  
HAPPY WINTER DAYS ARE HERE.**










**ITL CANDYFLOSS**  
**KG**  
**WINTER ACTIVITY ROSTER**  
**SESSION: 2025-26**

MONDAY	TUESDAY	WEDNESDAY	THURSDAY	FRIDAY
<p><b>29-12-25</b> <b>Nutty Delights</b></p> <p>Help your child make laddoos by crushing dry fruits into small pieces and combining them with butter and dates, all without using fire. This no-cook method allows kids to enjoy a fun and safe way to create a delicious treat.</p>  	<p><b>30-12-25</b> <b>Dinosaur Ice Eggs Activity</b></p> <p>Let your child put small dinosaur toys inside balloons, fill them with water, and freeze them. After freezing, the balloon is cut to show the dinosaur inside the ice. It looks just like a dinosaur egg and makes the activity exciting and fun.</p> 	<p><b>31-12-25</b> <b>Kindness Countdown</b></p> <p>Let your child practice <b>10 days of kindness</b>, doing one kind act each day. Each day, assign a simple act of kindness (like “compliment a friend” or “help someone clean up”). He/She can mark off each day and share his/her experiences. This reinforces kindness and community spirit.</p> 	<p><b>01-1-26</b> <b>Counting Our Joys</b></p> <p>Fold your hands, smile, and say thank you for all the good things in 2025. Pray for a happy, healthy, and prosperous 2026 for everyone. Visit the nearest Gurudwara/Temple/ Church or Mosque, where you can give thanks to the Almighty for His blessings and have a fellowship time with your family.</p> 	<p><b>02-1-26</b> <b>Warmth of Kindness</b></p> <p>Encourage your child to share warmth by donating clothes to people in need. It helps others stay comfortable and teaches children the value of kindness and care.</p> 



MONDAY	TUESDAY	WEDNESDAY	THURSDAY	FRIDAY
<p data-bbox="199 235 361 300"><b>05-1-26</b> <b>Great Space</b></p> <p data-bbox="115 345 449 893">Help your child cut a circle from a cardboard. Paint it black and sprinkle gold or white glitter on it to make it look like space. Use different colours of play dough/clay to make small, round planets, then press them onto the cardboard. Now, talk about different planets, giving main focus to our mother planet, Earth. Let your child identify the planets.</p> 	<p data-bbox="556 235 745 300"><b>06-1-26</b> <b>Story In a Bag</b></p> <ol data-bbox="485 350 821 698" style="list-style-type: none"> <li>1. Take a paper bag and put 10–12 small things like pen, shoe, spoon, picture of any animal, ring, etc. inside it.</li> <li>2. Take out any three things from the bag.</li> <li>3. Use these three things to make a small story or draw a picture.</li> </ol> 	<p data-bbox="898 235 1201 300"><b>07-1-26</b> <b>Creating a Snow Globe</b></p> <p data-bbox="856 350 1243 576">When winter is around, creating a snow globe is the favourite task. To get hands-on experience, encourage your ward to make a paper plate snow globe craft.</p>  <p data-bbox="921 846 1178 876"><a href="https://pin.it/1xgJGde">https://pin.it/1xgJGde</a></p>	<p data-bbox="1270 235 1627 300"><b>08-1-26</b> <b>Winter Break At A Glance!</b></p> <p data-bbox="1270 341 1627 646">Help your child complete the WINTER BREAK AT A GLANCE worksheet by writing his/her name and age, drawing or pasting pictures of the things she/he wants to do more, the places she/he wants to visit, favourite food etc in the new year.</p> 	<p data-bbox="1770 235 1871 300"><b>09-1-26</b> <b>Yoga</b></p> <p data-bbox="1654 350 1990 576">Yoga develops strength, flexibility and enhances one's concentration and memory. Let's do yoga for mental well-being and good health.</p>  <p data-bbox="1654 930 1990 1040"><a href="https://youtube.com/watch?v=nCNS-Lpubaw&amp;feature=share">https://youtube.com/watch?v=nCNS-Lpubaw&amp;feature=share</a></p>

### Note for Parents:

Dear Parents,

Along with the attached worksheets and activities, we kindly encourage you to motivate your child to practice basic life skills during the winter break, as these small efforts support the overall development of the child, the worksheets provided are for revision and practice and should be completed by your ward, and the complete work (worksheets and activities) must be neatly arranged and submitted in a well-labelled folder on Monday, 19th January.

Encourage your ward :

- Eating and dressing independently (using spoon, wearing socks or jacket)
- Keeping belongings in place (toys, books, shoes after use)
- Using polite words and greetings (Thank you, Sorry, Please, Good morning)
- Expressing needs and feelings in words (I am hungry, I need help, I am upset)
- Following simple daily routines (fixed sleep time, meal time, clean-up time)

Your cooperation will help in nurturing confident, responsible, and happy learners.

**STAY HAPPY#STAY WARM#HAPPY VACATIONS#JOY OF GIVING#SHARING IS CARING**



## WORKSHEET: 1



# ITL CANDYFLOSS

Name: \_\_\_\_\_ KG \_\_\_\_\_ Date: \_\_\_\_\_



1. Draw a hat on the snowman.
2. Draw a moon in the sky.
3. Draw a tree next to the deer.
4. Draw a rabbit in front of the snowman.


## WORKSHEET: 2



# ITL CANDYFLOSS

Name: \_\_\_\_\_ KG \_\_\_\_\_ Date: \_\_\_\_\_

## FIND AND COLOR



Green








Yellow



Red



Blue





WORKSHEET: 3




# ITL CANDYFLOSS

Name: \_\_\_\_\_

KG \_\_\_\_\_

Date: \_\_\_\_\_


## Count and tick the number




8	7	3	9
---	---	---	---




7	10	3	4
---	----	---	---




9	3	5	1
---	---	---	---




9	5	8	1
---	---	---	---




6	8	9	5
---	---	---	---




8	1	2	3
---	---	---	---



7	2	4	6
---	---	---	---



4	7	10	6
---	---	----	---



2	6	4	5
---	---	---	---

# WINTER BREAK AT A GLANCE!

Name:

Age:



My picture with  
my loved ones  
on 1<sup>st</sup> January



Paste a picture of  
any new activity you have  
learned/food you have tried  
in 2026



Paste picture of you visiting  
any place during winter vacation





# ITL CANDYFLOSS WORKSHEET (HINDI)

Name: \_\_\_\_\_

KG: \_\_\_\_\_

Date: \_\_\_\_\_

**क से ज :-**











# ITL CANDYFLOSS WORKSHEET (HINDI)

Name: \_\_\_\_\_

KG: \_\_\_\_\_

Date: \_\_\_\_\_


## चित्र देखकर अक्षर लिखो।



\_\_\_\_\_

\_\_\_\_\_


\_\_\_\_\_



\_\_\_\_\_

\_\_\_\_\_


\_\_\_\_\_



\_\_\_\_\_

\_\_\_\_\_

\_\_\_\_\_



\_\_\_\_\_

\_\_\_\_\_

\_\_\_\_\_



\_\_\_\_\_

\_\_\_\_\_

\_\_\_\_\_



\_\_\_\_\_

\_\_\_\_\_


\_\_\_\_\_



\_\_\_\_\_

\_\_\_\_\_

\_\_\_\_\_



\_\_\_\_\_

\_\_\_\_\_

\_\_\_\_\_




## ITL CANDYFLOSS WORKSHEET (HINDI)

Name: \_\_\_\_\_


KG: \_\_\_\_\_

Date: \_\_\_\_\_

# पढ़ो और लिखो।




खत



छत



यज्ञ



बल






## ITL CANDYFLOSS WORKSHEET (HINDI)

Name: \_\_\_\_\_

KG: \_\_\_\_\_

Date: \_\_\_\_\_

चित्र देखकर दो अक्षर वाले शब्द लिखो।




---

---

---

---



---

---

---

---

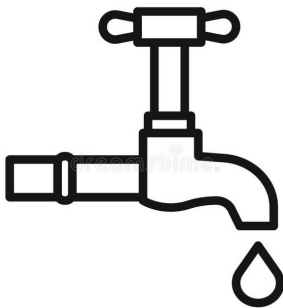


---

---

---

---



---

---

---

---




# ITL CANDYFLOSS


## WORKSHEET (NUMBERS)

NAME: \_\_\_\_\_ KG: Sec \_\_\_\_ DATE: \_\_\_\_\_

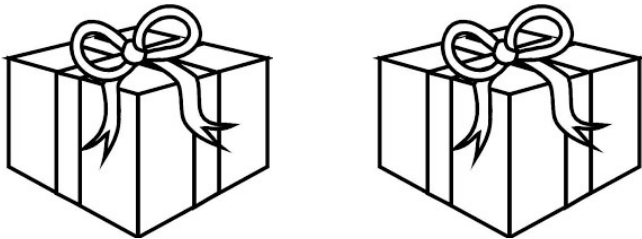
Count the objects and write the number names:



\_\_\_\_\_




\_\_\_\_\_



\_\_\_\_\_



\_\_\_\_\_














# ITL CANDYFLOSS

## WORKSHEET(NUMBERS)

Name\_\_\_\_\_ KG: Sec\_\_\_\_\_ Date\_\_\_\_\_

What comes before:







# ITL CANDYFLOSS WORKSHEET (ENGLISH)

Name: \_\_\_\_\_

KG: \_\_\_\_\_


Date: \_\_\_\_\_

**Circle the correct word:**



cat

car



sun

sit




can

cat



pin

pen



jam

jug



six

sit



# ITL CANDYFLOSS WORKSHEET (ENGLISH)

Name: \_\_\_\_\_

KG: \_\_\_\_\_

Date: \_\_\_\_\_

Match the pictures with the correct words.

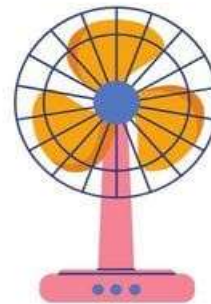
tap



sad



pan




fan



tag





## ITL CANDYFLOSS WORKSHEET (ENGLISH)

Name: \_\_\_\_\_

KG: \_\_\_\_\_

Date: \_\_\_\_\_

Look at the picture and write the words

