



ITL PUBLIC SCHOOL
WINTER ENGAGEMENT
PROGRAM
CLASS II
CLEAN AIR, HAPPY ME

Small Steps for Clean
Air and Healthy Living



Dear Parents and Students,

Winter brings chilly mornings and foggy days. While the season is enjoyable, it also calls for extra care due to cold weather and rising air pollution. We must be mindful and follow healthy habits to stay safe and well.

This Winter Engagement Program has been thoughtfully designed to support academic reinforcement along with a few theme-based activities that help children understand the importance of caring for their health during winter and pollution-prone days.

Children are encouraged to complete the worksheets neatly and enjoy the activities with enthusiasm, making learning joyful and meaningful during the winter break.

◆ *My Clean Air Care List*

- ✓ Wear warm clothes, cap, and muffler when stepping out.
- ✓ Use a mask on polluted or foggy days.
- ✓ Drink warm water and eat healthy food.
- ✓ Wash hands regularly to stay healthy.
- ✓ Avoid outdoor play during heavy smog.
- ✓ Keep plants near windows for fresh air.

◆ *Instructions for Holiday Homework*

- Complete all worksheets neatly and independently and compile all worksheets together in a folder.
- Art activities (drawing/colouring) should be done on drawing sheets, sketch file, or notebook as mentioned in the instructions.
- Parents are requested to capture photographs and short videos of the child while completing the activities.
- All holiday homework should be neatly **documented in a well-labelled folder** and submitted to the class teacher by **14th January 2026**.



Clean Air, Healthy Habits

Activity Corner

These activities help children observe, think, and express their understanding of clean air and healthy winter habits.

Activity 1: Clean Air, Happy Me – Poster Power


Make a colourful poster on **A4 size sheet** showing how clean air keeps us healthy and happy. Colour it neatly and creatively.



Activity 2: Air Around Me – Observe & Draw

Step near a window or balcony or near your house with an adult and observe the air outside. Draw two small pictures:

- ◆ One showing clean air
- ◆ One showing polluted air
- ◆ Write 2 simple sentences about what you notice on a **A4 size sheet**.



Activity 3: Voices at Home – Air Talk Interview



With the help of your parents, record a short video while you ask any elder at home (parent/grandparent) 2–3 simple questions such as:

- ◆ Why is the air polluted today?
- ◆ How was the air when you were a child?
- ◆ What can we do to keep the air clean?

Activity 4: Grow Green, Breathe Clean

Plant a small seed or sapling in a pot with the help of elders. Draw the plant and write one line on how plants help us get clean air.



Also, practice the worksheets attached below.



Name: _____


Class : _____ Sec.: _____

ADJECTIVES


Fill in the blanks with the correct adjectives.



The bull is big and the chicken is _____.




The hippo is _____ and the bunny is light.



The snake is thin and the elephant is _____.



The lion is fast and the eirtoise is _____.



The chick is weak and the horse is _____.



This dog is _____ and this one is old.





Name: _____

Class : _____ Sec.: _____

PRONOUN

A. Complete each sentence with a pronoun:

1. _____ am learning a new language.
2. That book is mine, so please give it to ____.
3. John loves animals. _____ has a dog named “Tiger”.
4. My sister and I are playing. _____ are having fun.
5. I asked Susan, “Will _____ play with me?”
6. My parents love me. _____ take care of me.
7. Riya is my friend. _____ likes to read books.
8. Do _____ like the smell of flowers?
9. The boys are running. _____ are fast.
10. The teacher called _____ to the board.

B. Replace the underlined words with the pronoun:

1. _____ My brother is tall.
2. _____ The cat is sleeping.
3. _____ My parents are kind.
4. _____ The butterfly is beautiful.
5. _____ Amit and Rohit are playing.
6. _____ My mother cooks food.
7. _____ The dog is barking.
8. _____ My sister and I are going to school.
9. _____ The birds are flying.
10. _____ Riya is my friend.



ITL PUBLIC SCHOOL
ENGLISH

Name: _____

Class : _____ Sec.: _____

Write a paragraph on A Day at park with the help of given hints.



Park, morning, friends, play, swings, slide, run, walk, exercise, fresh,
air, trees, happy, enjoy



ITL PUBLIC SCHOOL


ENGLISH

Name: _____

Class : _____ Sec.: _____

Read the passage given below and answer the following questions:

We need fresh and clean air to live and stay healthy. Breathing clean air keeps our body and lungs strong. Trees, plants, and gardens give us fresh oxygen and make the environment clean. Smoke from cars, factories, and burning garbage makes the surroundings dirty. We should not burn leaves or plastic because it pollutes the air. Walking outside in a green and clean area is good for our health. It is our responsibility to keep our surroundings clean. Fresh and clean surroundings help us enjoy life everyday.



Q1. What makes our surroundings dirty?

Ans. _____

Q2. What is our responsibility?

Ans. _____

Q3. Why should we not burn leaves or plastic?

Ans. _____

Q4. Find out from the paragraph:

Nouns _____

Adjectives _____



ITL PUBLIC SCHOOL
ENGLISH

Name: _____

Class : _____ Sec.: _____

Verbs

Nouns

Adjectives

Classify the words according to verbs, nouns and adjectives

drive

smile

bottle

football

book

ugly

write


huge

play


bright

naughty

forest



Verbs



Nouns



Adjectives



आई टी एल पब्लिक स्कूल
हिन्दी कार्यपत्रिका

नाम : _____

कक्षा : द्वितीय _____

नीचे दिए गए गद्यांश को पढ़कर प्रश्नों के उत्तर लिखें ।

स्वच्छ हवा हमें स्वस्थ और खुश रखती है। सुबह की ताज़ी हवा में साँस लेना अच्छा लगता है। पेड़-पौधे हमें साफ हवा देते हैं। जब हम पेड़ों को काटते हैं, तो हवा गंदी हो जाती है। गंदी हवा से हमें खाँसी और बीमारी हो सकती है। इसलिए हमें पेड़ बचाने चाहिए और कचरा इधर--उधर नहीं फेंकना चाहिए। स्वच्छ हवा से जीवन सुंदर बनता है।



क) कैसी हवा हमें स्वस्थ और खुश रखती है ?

उत्तर _____

ख) सुबह की ताज़ी हवा में साँस लेना कैसा लगता है ?

उत्तर _____

ग) गंदी हवा से हमें क्या हो सकता है ?

उत्तर _____

घ) हमें पेड़ क्यों बचाने चाहिए ?

उत्तर _____

ड) गद्यांश में से कोई दो संज्ञा शब्द ढूँढ़कर लिखें।

i. _____ ii. _____



आई टी एल पब्लिक स्कूल
हिन्दी कार्यपत्रिका

नाम : _____

कक्षा : द्वितीय _____

दिए गए चित्र में रंग भरिए व चित्र को देखकर पाँच वाक्य लिखिए ।

आओ मिलकर पेड़ लगाएँ , वातावरण को स्वच्छ बनाएँ





आई टी एल पब्लिक स्कूल
हिन्दी कार्यपत्रिका

नाम : _____

कक्षा : द्वितीय _____

ऊपर वाले डिब्बे में अनेक शब्द दिए गए हैं , उनके लिए एक शब्द नीचे वाले डिब्बे में लिखिए।

- 1) जो चित्र बनाता है।
- 2) जो कपड़े सिलता है।
- 3) जो डाक बाँटता है।
- 4) कविता रचने वाला।
- 5) जो कपड़े धोता है।



- 1) _____
- 2) _____
- 3) _____
- 4) _____
- 5) _____





आई टी एल पब्लिक स्कूल
हिन्दी कार्यपत्रिका

नाम : _____

कक्षा : द्वितीय _____



नीचे दिए गए वाक्यों में उचित विशेषण शब्द लिखे

- | | |
|---|---------------------|
| 1. बाग में <u>रंग-बिरंगी</u> तितलियाँ घूम रही है। | (कैसी तितलियाँ?) |
| 2. गुलाब का फूल रंग का है। | (कैसे रंग का फूल?) |
| 3. बाग में घास है। | (कैसे रंग की घास?) |
| 4. श्याम समोसे लाया। | (कैसे समोसे?) |
| 5. कक्षा में विद्यार्थी है। | (कितने विद्यार्थी?) |
| 6. माँ ने किलो आम खरीदें। | (कितने किलो आम?) |
| 7. पिताजी लीटर दूध लाये। | (कितने लीटर दूध?) |
| 8. यह पेड़ बहुत है। | (कैसा पेड़ है?) |
| 9. यह लड़का है। | (कैसा है?) |
| 10. दादाजी के पास घड़ी है। | (कैसी घड़ी है?) |





आई टी एल पब्लिक स्कूल
हिन्दी कार्यपत्रिका

नाम : _____

कक्षा : द्वितीय _____

पाठ - बेंगनी जो जो के आधार पर क्रम से उन वस्तुओं के चित्र बनाइए जिनके पास जो जो गया व उनके नाम भी लिखिए।



जोजो पहले

.....



फिर वह

.....



फिर वह

.....



उसके बाद वह

.....



अंत में वह

.....



ITL PUBLIC SCHOOL


Mathematics

Name: _____

Class: II Sec: _____

Word Problem - ADDITION & SUBTRACTION

- Q1** Sheela has 47 rose plants and 26 jasmine plant in her garden. How many total plants does she have?



		T	O

Ans- _____

- Q2** Aarav collected 18 plastic bottles and 27 paper waste for recycling. How many items did he collect altogether?



		T	O

Ans- _____

- Q3** There were 30 cars on the road. 12 people started using public transport instead of using their cars. How many cars are left on the road?



		T	O

Ans- _____

- Q4** In a park, people thrown 42 plastic bottles. Children collected 29 plastic bottles and thrown them in the dustbin. How many plastic bottle are still left to collect?

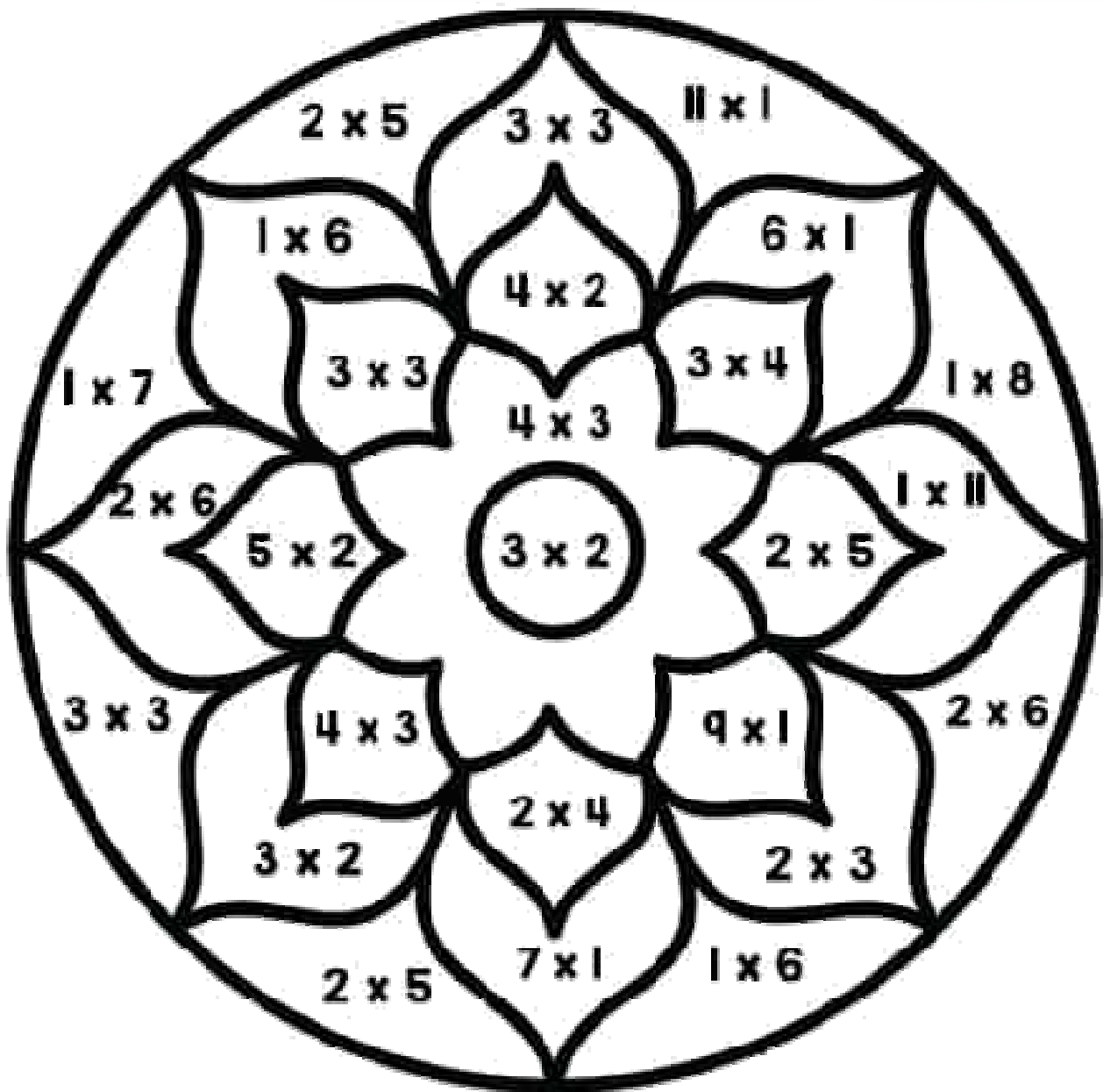
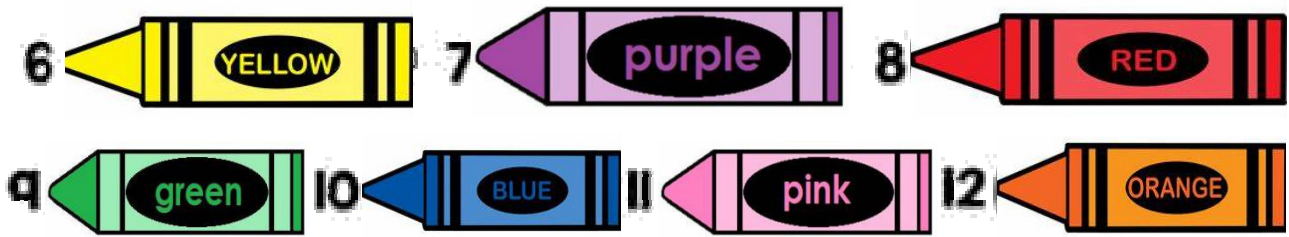


		T	O

Ans- _____

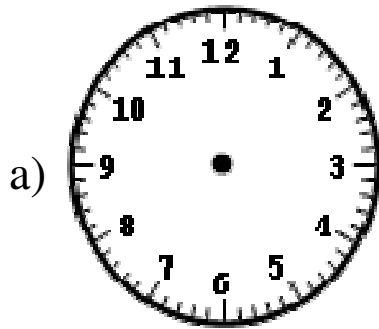
Dodging Table Puzzle

Q. Solve the dodging table and colour them as per their answers.

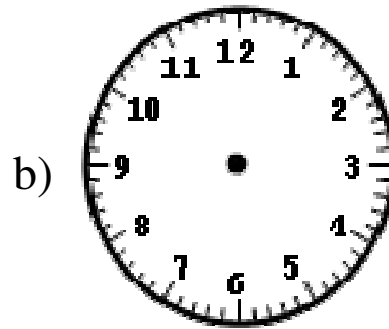


Time (Clock)

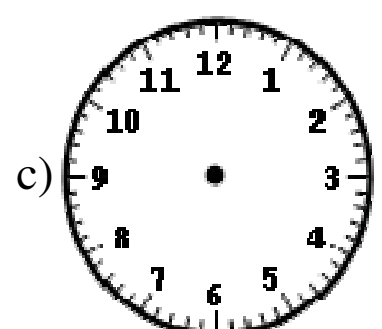
Q Draw hands in the clock to show the given time:



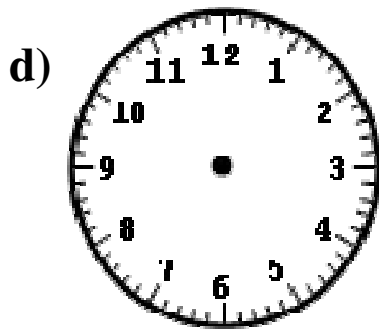
4: 00



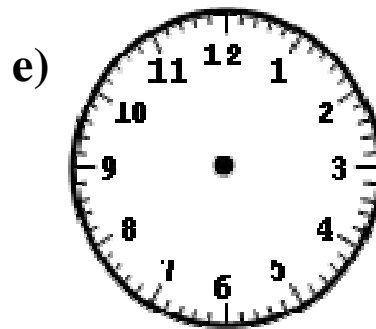
6: 30



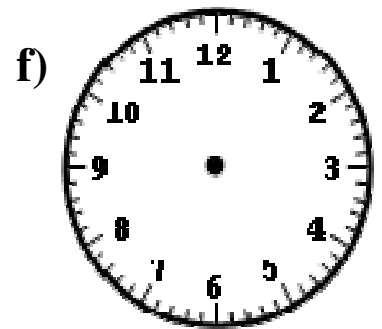
1:15



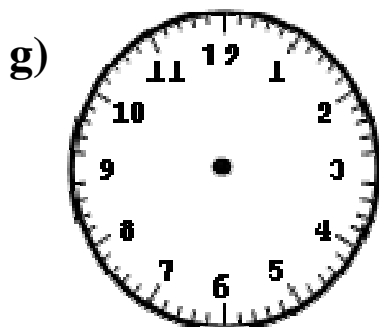
3: 45



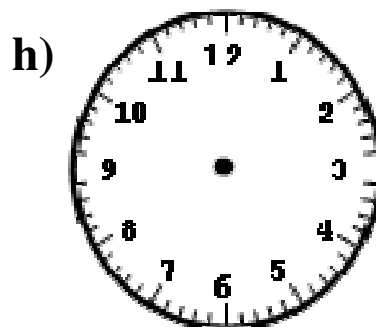
9: 00



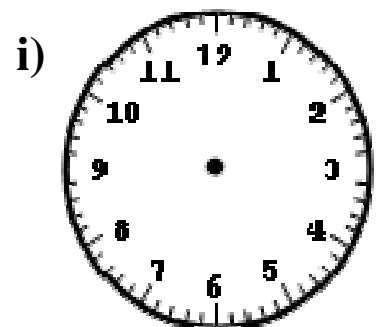
2:15



5:45



7: 30




10:45


Time (Clock)

Q. Write the time as shown in each clock in words and numbers:


a)




b)




c)




d)




e)




f)




g)



h)



i)

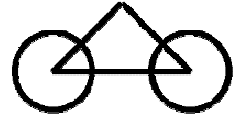


Draw and Count – Go Green!

☞ Draw and colour 15 trees and 6 bicycles.

☞ Count and write the total number of pictures.

Total = _____





ITL PUBLIC SCHOOL
GENERAL AWARENESS

Name: _____


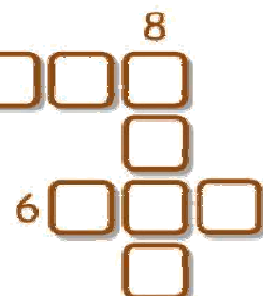
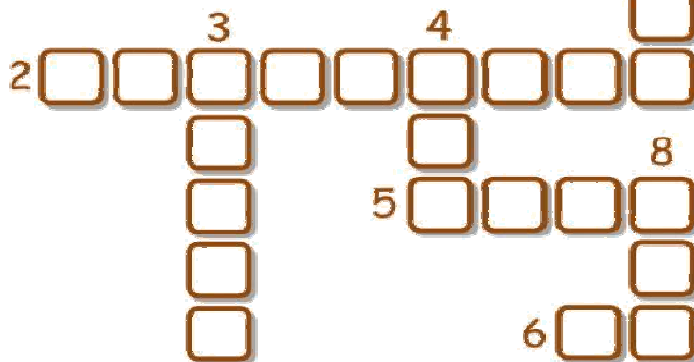
Class: II Sec:

Means of transport

Crossword Puzzle



1





ITL PUBLIC SCHOOL GENERAL AWARENESS

Name: _____

Class: II Sec:

Means of Transport

A. Write True or False :

1. Trains move on land. _____
2. Bus is the means of air transport. _____
3. Water transport is the fastest means of transport. _____
4. Steamers and boats are the means of water transport. _____
5. Aeroplane is the means of land transport. _____

B. Fill in the blanks using words from the box :


ships, airport, wheels, travelling, aeroplane

1. Train has many _____.
2. _____ sail on the sea.
3. _____ fly in the sky.
4. Going from one place to another is called _____.
5. _____ is a place from where aeroplanes take off.

C. Match the following :

1. Two wheels
2. Four wheels
3. Many wheels
4. Six wheels

a.



b.



c.



d.





ITL PUBLIC SCHOOL GENERAL AWARENESS

Name: _____

Class: II Sec:

My Clean Air Promise

Q1. Write any 3 promises you will follow to keep the air clean.



Q2. Draw and colour one green action you did during holidays:

- Watered plants
- Walked instead of using a vehicle
- Played in a park





ITL PUBLIC SCHOOL GENERAL AWARENESS

Name: _____

Class: II Sec:

“Clean Air, Happy Me”

Look around you and think:

What makes our air clean? What makes our air dirty?

Draw one picture of Clean Air and one picture of Dirty Air and colour it beautifully.





ITL PUBLIC SCHOOL GENERAL AWARENESS

Name: _____

Class: II Sec:

PLANT FRIENDS

1. We call plants our friends because they give us

2. Select the plants that we get **food** from.



3. Select the plants that we can use for **medicine**.



4. Select whether the sentences below are true or false.

a. Plants give us wood to build homes and furniture. True False

b. Plants are not our friends so we can harm them. True False

c. We can get fibers to make clothing from plants. True False

d. Plants gives us oxygen that we breathe in. True False

e. Some plants are used by farmers to keep away harmful insects True False

Select the pictures that show how we can **care** for plants.

