














(TIMETABLE (KINDERGARTEN)

THEME: HELPERS

DAYS	8:00am-8:10am	8:10am-8:30am	8:30am-9:10am	9:10am-9:55am	9:55am-10:35am	10:35am-11:05am	11:05am-11:35am	11:35am-12:00noon
	Domains→	Positive Habits	Language & Literacy Development	Numeracy	T	Physical Development	Aesthetic Development	Socio-Emotional Development
MONDAY (24.11.25)			DISCUSSION ON HELPER (TAILOR)  <p>Teacher will discuss about tailor that Tailor is a person who stitches clothes for us and they use special tools like scissors to cut different kinds of fabric, a measuring tape to check sizes, and a tiny needle and thread to carefully sew pieces together.</p> <p>FILL THE WORD WITH CORRECT VOWEL</p> <p>Teacher will ask student to use vowel to fill the blank and complete the word like -mat,set,pit,hop and</p>	COUNT AND TELL  <p>Teacher will show few objects to the students. Like toy needle, measuring tape, pins and fabric. She will ask questions related to each object, such as "what is this?", "where do we usually see it?", "how do tailor use it?"</p>		TAILOR HURDLE RACE  <p>The student will stand at the start line, ready to run. Their partner standing at the finish line. When the student reaches the end by clearing all the hurdles and obstacles, they quickly take out the measuring tape and measure their friend's height (from head to toe). After the measurement, the student who is measuring the height will say it aloud.</p>	CLAY MOULDING: SEWING MACHINE  <p>The teacher will show a model of sewing machine and ask students to follow her step-by-step. First, she will make a roll of clay and press it for the base, then make a main base for machine body and attach it with handwheel. In this way, students are able to make an easy model of sewing machine.</p>	STORYTELLING SESSION: THE TAILOR AND HIS NEEDLE  <p>Once upon a time, there was a kind tailor named Kalu who worked near a river. He made beautiful, colorful clothes for children. His best friend was Appu, a big, friendly elephant who visited his shop every day for a treat.....(to be continued visit the link)</p> <p>https://youtu.be/ZehbDUZlswE?feature=shared</p>

bun etc.



THURSDAY (27.11.25)	Free-Play (Settling Time)	Welcome Cleanliness Check Up Prayer & Group Singing	<p>RHYME SESSION</p> <p>The teacher will start a session by reciting rhyme on helpers</p> <p>(Our helpers)</p> <p>Doctors help when we feel bad,</p> <p>They keep us well makes us glad.</p> <p>Teachers shows us how to read,</p> <p>She gives us every learning seed.</p> <p>Tailor sew clothes for us,</p> <p>This is how he work for us.</p> <p>So let's thanks with all our heart, Our helpers play a big, big part.</p>	<p>THREAD LENGTH COMPARISON</p>  <p>The teacher will provide yarn pieces in different lengths. Students will place them from shortest to longest. The teacher will help them use words like long, short, longer, and longest as they compare. This helps children understand measurement.</p>	<p>BRAIN GYM EXERCISE</p>  <p>The teacher will ask the students to follow her simple exercises. She'll say, Let's rotate our hands, move our necks gently, stretch our arms, and touch our toes. She will explain that these movements help the body and mind get ready for the day and encourage everyone to join in and have fun.</p>	<p>Dress Up Game – "Tailor's Shop"</p>  <p>The teacher will divide students into small groups and give them different roles such as tailor, customer, or helper. Using old clothes, ribbons, and paper cutouts, students will pretend to design or choose outfits. She will encourage them to share materials, take turns, and appreciate each other's designs. This activity builds teamwork, sharing, and respect for others' choices.</p>	<p>EXPRESS YOUR FEELING THROUGH FABRIC</p> <p>The teacher will give students small pieces of soft, rough, shiny, and colourful cloth. She will ask from students how each fabric makes them feel—happy, calm, excited, or funny. They will share their feelings in the class. This helps students to understand textures, express emotions, and listen.</p>
FRIDAY (28.11.25)			<p>REVISION OF COMMUNITY HELPERS</p> <p>Teacher will ask few riddles from students like –</p> 	<p>SHAPE HUNT</p>  <p>The teacher will tell students that a tailor needs different shapes to design clothes. She will place cut-outs of circles, squares, rectangles, and triangles around the room like a</p>	<p>SINGING SESSION</p>  <p>Teacher will take students at the basement for music session and ask them to sing Christmas carol with her.</p>	<p>CLOTH COLLAGE</p>  <p>The teacher will keep a tray of small cloth scraps of different colours, patterns, and textures. students will choose pieces and paste them onto a sheet to make a collage dress, bag, or apron. The teacher will guide them to arrange cloth neatly, mix</p>	<p>Role Play – "I am a Tailor"</p>  <p>The teacher will set up a small corner with some cloth pieces, buttons, thread, and a toy sewing machine. Students will take turns pretending to be a tailor, stitching clothes for their friends. She will guide</p>

				<p>“tailor shop.” Students will walk around and collect the shapes in small baskets. After that they will count how many of each shape they found.</p>		.	<p>big and small pieces, and make their own design.</p>	<p>them to greet their “customers,” and take measurements. This helps students to express themselves confidently, learn about the tailor’s work, and practice good manners while playing.</p>
--	--	--	--	--	--	---	---	---