



TIME TABLE (KINDERGARTEN)

THEME: HELPERS AROUND US (POSTMAN AND GREEN GROCER)

DAYS	8:00am-8:10am	8:10am-8:40am	8:40am-9:10am	9:10am-9:55am	9:55am-10:35am	10:35am-11:05am	11:05am-11:35am	11:35am-12:00 noon
	Domains	Positive Habits	Language & Literacy Development	Numeracy	L U N C H B R E A K	Physical Development	Aesthetic Development	Socio-Emotional Development
MONDAY (17.11.25)	Free-Play (Settling Time)	Welcome Cleanliness Checkup Prayer & Group Singing	DISCUSSION ON “HELPERS AROUND US” Teacher will ask the following questions related to helpers around us : ❑ When you go (visit) the washroom who helps you? ❑ Who helps to keep you safe from strangers? *Should you take gift from stranger? ❑ Who gives you medicine when you are not well? ❑ Who teaches you in the school ?	HELPERS AROUND US “MEMORY GAME “ The teacher will make flashcards of community helpers along with their special tools and keep them in the Khel Pitara. Children will pick a helper card and match it with the correct tool card.		AEROBICS SEASON The teacher will conduct a fun-filled aerobics session with the children. The little ones will enjoy jogging, doing jumping jacks, and dancing joyfully to lively music. 	TEARING AND PASTING The teacher will give the students a cut-out of a postman. The students will tear small pieces of brown paper and paste them inside the postman cut-out to complete the picture. 	Postman Role-Play Students will take turns pretending to be postmen. They will carry small mailbags, sort colourful envelopes, and deliver letters to their classmates’ “houses” made from boxes or tables. They will also stamp letters and collect parcels, learning how postmen serve to the society.

PRACTICE OF CVC WORDS



**TUESDAY
(18.11.25)**

Free-Play
(Settling
Time)

Welcome
Cleanliness
Checkup
Prayer & Group
Singing

**DISCUSSION
ON
“ HELPERS
AROUND US”**
Teacher will
ask the following
questions related
to helpers around
us :
? When to
go the
washroom
who helps
you?
? Who teaches
you in the
school?


PICTURE READING



INTRODUCTION OF दो अक्षर वाले शब्द



**MAZE
WORKSHEET**
Help the postman
find his way through
the maze to reach
the
post office safely.



**MAIL CARRIER
OBSTACLE COURSE**
Students will carry
the “mail” and deliver
it by moving through
tunnels, around
cones, and over small
hurdles, finally
placing it safely in the
mailbox at the end.



**FREEHAND
DRAWING**
Teachers will teach
the students how to
draw a postman in
their scrap file, and
the
students will colour it.

STORY SESSION
Students will listen to
the story.
Hello, my name is
Zola.
I live in a small,
peaceful
town, and today, I
will
try to find out what
my
future career will be.
There are so many
community helpers in
my small town, and I
think they will help
me.....
(To continue visit
the link)
make a good choice.
<https://youtu.be/DtrujjuQFw?si=BgrRa--llu8mNz0>

**WEDNESDAY
(19.11.25)**

Free-Play
(Settling
Time)

Welcome

Cleanlines

Checkup

Prayer & Group
Singing

INTRODUCTION OF GREATER NUMBER

The teacher will group the toys in small and large numbers (for eg 4 toys and 8 toys) she will ask the students which has more toys than the other.

INTRODUCTION OF GREATER NUMBER

3	1	2	5
2	5	4	1
7	9	8	2
3	0	3	9
8	2	0	5
4	2	3	6

LET'S COUNT

Students will see the images of objects associated with different community helpers and count the related objects :
 *Doctor: stethoscope, thermometer, bandage, syringe
 * Firefighter: horse, helmet, fire extinguisher, boots
 *Police Officer: whistle, handcuffs, badge, flashlight
 *Teacher: chalk, books, eraser, pencil etc.

COMMUNITY HELPERS RACE

Students have to dress up as quickly as possible, like the community helpers to reach the endpoint (firefighter helmet, doctor's coat, police officer's hat, chef's apron, mail carrier bag)

FUN WITH CLAY

The teacher will first show how to make simple shapes with clay. Then, students will make their favourite community helpers and talk about what they Made.



DANCE SESSION

Students will listen to the song "Splash" and participate in a dance activity. They will observe and follow the teacher's actions and perform a coordinated group dance with enthusiasm.



**THURSDAY
(20.11.25)**

Free-Play
(Settling
Time)

Prayer & Group
Singing

Cleanliness
Checkup

Prayer & Group
Singing

RHYMING WORD ACTIVITY

The teacher will explain that rhyming words have the same ending sound. Children will repeat word pairs like *cat-hat, tap-cap, net-set* and clap for each pair.

SORT & COUNT ACTIVITY

The teacher will keep different fruits and vegetables on the table. The children will sort them by colour and shape. After sorting, they will count the number of fruits and vegetables in each

SCAVENGER HUNT





Students will search for objects related to community helpers hidden in the play area, like a postman's letters or a green grocer's fruits. After finding the objects, they will

WRITE A MAIL

Kids will have fun activity wherein they will write a mail on a piece of paper in which they will write their names, phone numbers, class, etc. Later, they will post It's in the mailbox made by the teachers.

MUSICAL CHAIR

Students will play a fun musical chair game where chairs are labelled with community helpers. When the music stops, kids must find a chair with a community helper to sit on. The last one sitting wins.

			<p>Then, they will use flashcards to match the correct rhyming words..</p> <p>INTRODUCTION OF RHYMING WORDS</p> <p>Students will learn new rhyming words from the ap, et, and ot families.</p> 	<p>group and determine which group has the most items.</p>	<p>name the helper, show the item they found, and talk about how that helper uses it.</p>		
FRIDAY (21.11.25)	Free-Play (Settling Time)	Welcome	<p>SPIN THE WHEEL</p> <p>Students will spin the wheel and read aloud the two-letter words (दो अक्षर वाले शब्द) indicated by the pointer of the wheel</p> <p>HINDI INTRODUCTION OF दो अक्षर वाले शब्द</p> 	<p>VYANJAN SEQUENCING GAME</p> <p>Students will arrange Hindi Vyanjan flashcards in a sequence.</p> 	<p>PASSING THE PARCEL</p> <p>Children will sit in a circle and take turns passing around Various objects related to the letter 'Cummunity helper'.</p> <p>When the music stops or the teacher gives signal, the child holding the object will identify it and say a few words about it—such as its name or work.</p>	<p>WORKSHEET</p> <p>Students will colour the pictures and match each community helper to the thing they use by drawing a line.</p> 	<p>VISIT TO THE GREEN GROCER'S SHOP</p> <p>The teacher will set up a small green grocer's shop in the class. Students will take turns to be the shopkeeper and customers. They will greet each other politely and buy vegetables and fruits using play money. They will also use words like "please" and "thank you."</p>
		Cleanliness Checkup					
		Prayer & Group Singing					

