

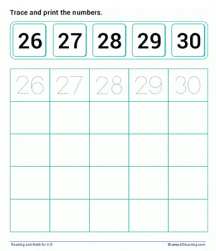













TIMETABLE (NURSERY)

THEME: AUTUMN SEASON

DAYS	8:00am-8:10am	8:10am-8:30am	8:30am-9:10am	9:10am-9:55am	9:55am-10:35am	10:35am-11:05am	11:05am-11:35am	11:35am-12:00noon
	Domains->	Positive Habits	Language & Literacy Development	Numeracy	L U N C H	Physical Development	Aesthetic Development	Socio-Emotional Development
FRIDAY (24.10.25)	Free-Play (Settling Time)	Welcome	General discussion: About CHHATH PUJA <ul style="list-style-type: none"> Do you know which festival is coming near? Have you ever heard the name Chhath Puja before? 	Missing number Students will look at the numbers, find the missing ones, and write them in the blanks. They can count aloud to help fill the numbers correctly.		Fruit Balance Walk Students will place a toy fruit on their head. They will be asked to walk slowly from one point to another without dropping the fruit. The teacher first demonstrates how to walk slowly and keep the head steady. If the fruit falls, children pick it up and try again happily.	Chhath Basket Activity Students are given a small basket or thali and a few plastic or paper fruits and items like banana, sugarcane stick, coconut, laddoo or thekua cutouts. The teacher first shows a picture or a real one of a Chhath Puja basket (daura) and explains that people offer these items to Sun God.	Story: "The Sun and Little Golu" Once upon a time, there was a little boy named Golu. He loved playing in the fields and watching the sun rise every morning. One day, his mother said, "Golu, we will do Chhath Puja to thank Sun God for giving us light, warmth, and food."
		Cleanliness Checkup	<ul style="list-style-type: none"> Who gives us light every morning? Do we see the sun only in the morning or in the evening also? On Chhath Puja, people go near river or water to pray — have you seen anyone praying near water? <p>Teacher will briefly explain:</p> <p>Chhath Puja is a festival where people thank the Sun God.</p> <p>They pray to the setting sun in the evening and the rising sun in the morning.</p>					Golu and his mother went to the river. They stood in the water and offered fruits, sugarcane, and coconut to the sun. Golu folded his hands and said, "Thank you, Sun God, for keeping us healthy and happy!"
		Prayer & Group Singing						The Sun smiled brightly at Golu. From that day, Golu remembered to thank the sun every morning and evening.
								Moral: We should be thankful for nature and the Sun God for giving us light, energy, and happiness.

			People stand near rivers or water and offer fruits like banana, sugarcane, and coconut to God. This festival is done to pray for good health and happiness of the family.		B R E A K			
MONDAY (27.10.25)		HOLIDAY				HOLIDAY		
TUESDAY (28.10.25)	Free-Play (Settling Time)	Welcome	General discussion: About AUTUMN SEASON <ul style="list-style-type: none">Do you know which season comes after monsoon?Have you seen dry brown or yellow leaves on the ground?Have you ever seen people playing or walking on dry leaves?Do you think the weather feels the same as summer, or does it start to change? <p>Teacher will briefly explain: Autumn is the season after monsoon. During autumn, the leaves of many trees change color and fall down. The weather becomes cool and pleasant, not too hot or cold. People may start wearing light sweaters, and we see fruits like apples, pomegranates, and pumpkins. Autumn is also called the harvest season, and farmers</p>	Numbers 26 – 30 Students will be able to identify the numbers, count the given objects and they will trace and write the numbers 26, 27, 28, 29, and 30.		Autumn Adventure Students will enjoy an Autumn Adventure in the garden, looking for and collecting colorful leaves and flowers. They will explore the different shapes and sizes, notice the warm autumn colors, and learn about the seasonal changes in nature while having fun outdoors.	Leaf printing activity Students will first collect different fallen leaves from the garden in Autumn Adventure activity. They will observe the shapes, edges, and patterns of the leaves carefully. The teacher will help them apply paint on one side of the leaf using a brush or sponge. Students will then press the painted side of the leaf onto a sheet of paper to make a print. They can repeat with different leaves and colors to create a colorful design.	Circle Time: Why Trees Shed Their Leaves Students will sit in a circle on the mat. Each student will share what they observed during the walk. After listening to the students, the teacher will explain in simple words that trees shed their leaves in autumn to save water and energy for the winter. The teacher can add that the leaves change color and fall off naturally, and even though the tree looks bare, it is still alive and will grow new leaves in spring.
		Cleanliness Checkup						

			collect crops. We can enjoy playing with fallen leaves and eating seasonal fruits.				
WEDNESDAY (29.10.25)	Free-Play (Settling Time)	Welcome	Picture Cards of Autumn Season	Recap of Numbers 1–20	Number Hopscotch Path	Paste Bindis on Number Cutouts	Leaf Rubbing
		Cleanliness Checkup	Students will be shown picture cards depicting autumn scenes, such as falling leaves, trees with orange/yellow leaves, pumpkins, seasonal fruits, and people wearing light sweaters. The teacher will ask children to look carefully at the pictures and describe what they see. Children can identify colors, shapes, and objects in the cards, such as leaves, fruits, or animals preparing for autumn. The teacher can also ask simple questions like “What color are the leaves?” or “Which fruit can we eat in autumn?”.	The teacher will start the recap using the digital board, showing numbers 1 to 20. Students will say the numbers aloud together, reinforcing number recognition and counting skills. After that, they will write the numbers in serial order from 1 to 20, practicing sequence and number formation.		Students will be given number cutouts 1–20 and a set of small bindis or stickers. They will count the correct number of bindis and paste them on each number cutout, matching the quantity to the number. This activity helps children practice counting, understand one-to-one correspondence, and recognize numbers.	Students will keep a leaf under a paper and gently rub a crayon on top. The leaf’s shape and lines will appear on the paper like a print.
		Prayer & Group Singing					
THURSDAY (30.10.25)	Free-Play (Settling Time)	Welcome	Rhyme Time – Autumn Season	Recap of numbers 20–30	Fruit Basket Relay	Autumn Tree Base	Sharing Time – Favourite Festival
		Cleanliness Check Up	Students will repeat the rhyme after the teacher, practicing rhythm, pronunciation, and memory. https://youtu.be/CyJlfdA71Lc?si=2g1DZGaZbryuNDUo	Students will write numbers 20 to 30 in order. They can say each number aloud while writing to reinforce counting and number recognition.		Teacher will create the base of an autumn tree using a large sheet of paper or chart. She will paste or draw the tree trunk and branches. Students can add leaves, fruits, or other autumn things. This activity helps students observe tree	Students will sit in a circle and take turns sharing the name of their favourite festival. They can talk about what they like about it, such as special foods, decorations, or activities. This activity helps children

		Prayer & Group Singing				tags the next teammate to continue the relay. This activity helps children practice counting the fruits, take turns, cooperate with teammates, and develop gross motor skills such as running, balancing, and coordination.	structure, practice coloring and pasting, and develop fine motor skills while connecting with the autumn season.	develop speaking and listening skills and learn about different festivals celebrated by their classmates.
FRIDAY (31.10.25)	Free-Play (Settling Time)	Welcome	Recapitulation on Festivals celebrated	Recap of Numbers 1–30		Count and Jump Students will stand in a circle. Teacher will say a number. Students will jump on number that many times while counting aloud. For example, if teacher says “5”, students will jump on number 5, 5 times and say “1, 2, 3, 4, 5.” This activity helps children learn numbers, count correctly, and move their bodies in a fun way. 	Sand Art Students will look at numbers 1 to 30 outlined on a sheet. They will apply glue and trace each number and sprinkle colored sand over it. After shaking off the extra sand, the numbers will appear colorful and textured. Students can use different colors for different numbers to make the sheet more attractive. 	Festival Song Circle Students will sit in a circle and sing festival songs together, like a Diwali or Dussehra rhyme. They take turns leading a line or clapping along, encouraging participation, rhythm, and group coordination. 
		Cleanliness Check Up	<ul style="list-style-type: none"> Which festivals did we celebrate this month? Why do we celebrate Dussehra? Why do we celebrate Diwali? What is the importance of Bhai Dooj? What do we do in Chhath Puja? 	<p>Students will recapitulate numbers 1 to 30 by looking at chart or the digital board. They will say the numbers aloud together to reinforce counting and recognition. After that, they will write the numbers in their notebooks to practice number formation and sequencing.</p> 