
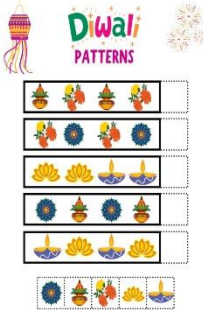











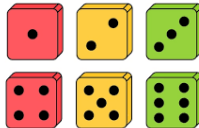





TIMETABLE (NURSERY)

THEME: DIWALI

DAYS	8:00am-8:10am	8:10am-8:30am	8:30am-9:10am	9:10am-9:55am	9:55am-10:35am	10:35am-11:05am	11:05am-11:35am	11:35am-12:00noon
	Domains	Positive Habits	Language & Literacy Development	Numeracy		Physical Development	Aesthetic Development	Socio-Emotional Development
MONDAY (13.10.25)	Free-Play (Settling Time)	<div>Welcome</div> <div>Cleanliness Checkup</div> <div>Prayer & Group Singing</div>	DISCUSSION ON DIWALI : <ul style="list-style-type: none"> Which is the festival of lights? Why do we celebrate Diwali? How do we celebrate Diwali?  INTRODUCTION OF SWAR 'ओ' Teacher will start introducing the concept with a Swar Mala Song, followed by making the students practice the formation of swar 'ओ' along with its related	GUESS THE NEXT PATTERN Students will play a 'Diwali Pattern' game and will guess the correct object that will come next. 	F R U I T &	GAME : TREASURE HUNT Students will search for the Diwali related objects/pictures from the hidden places. 	FREE-HAND DRAWING (CANDLE) Students will draw a candle using standing and sleeping lines in their scrapfiles. 	DISCUSSION – HELPING AT HOME DURING DIWALI Students will know the different activities in which they can help their mothers, fathers, siblings or even their grandparents during Diwali like cleaning their home, making sweets, organizing the stuffs etc. 

			objects (like ओखली, ओस, ओढ़नी, ओले).		L U N C H			
TUESDAY (14.10.25)	Free- Play (Settling Time)	Welcome Cleanliness Checkup Prayer & Group Singing	INTRODUCTION OF SWAR 'औ' Teacher will narrate a self made Swar Mala Story and will then make the students practice the formation of swar 'औ' along with its related objects (like औरत, औषधि, औज़ार, औलाद). 	SHAPE LANTERN Students will assemble the different shaped paper cutouts to form a lantern out of it. Then, they will count the various shapes used in the making of their lantern. 	B R E A K	PASSING THE PARCEL & SHARING THEIR INSIGHTS Students will pass a friend buddy (a soft toy) as the music plays and on the stop of the music, they will share their thoughts of how they will celebrate Diwali with that new friend. 	POSTER MAKING Students will create a poster on 'Harit Diwali' using different materials like pencil shavings, paper cutouts, crayons, paint etc. to beautify their posters and will spread the message of 'Going Green this Diwali'. 	SLOGAN RECITATION ON : HOW TO CELEBRATE A 'GREEN DIWALI' Teacher will start the session by talking about the various ways of how kids can celebrate a sustainable and a greener Diwali without the use of crackers, followed with a 'Slogan Recitation' Activity to imbibe them with this noble spirit.

WEDNESDAY (15.10.25)	Free-Play (Settling Time)	Welcome	STORY ON DIWALI CELEBRATION (With Friends – Tia & Tofu) Students will watch a story on Diwali to help them learn the importance of the festival and the reason of why we celebrate it. https://youtu.be/hirgpcpdmTw?feature=shared	NUMBERS (21-26) Students will be introduced to the concept of numbers from 21-26 with a Diwali Fun Game where the kids have to place the flame with their corresponding diyas having the same number on it. Then, they will practice the sequence of numbers with correct formations from 21-26 in their notebooks. <div> <div>21</div> <div>22</div> <div>23</div> <div>24</div> <div>25</div> <div>26</div> </div>		RANGOLI PATTERN TRACK Teacher will set up some cones in the shape of a rangoli pattern. Students will then have to run, hop or walk around the pattern, following the shape. 	FESTIVE POTATO PRINT Students will dip the potatoes shaped into diyas and crackers in paint, to make the impressions in their scrapfiles. They will then add a flame onto the diya using their thumbprints. This will be a fun and creative way to make this art this Diwali, learning to light diyas more rather than burning crackers. 	EMBRACING GRATITUDE: THE LOVE FOR SHARING & CARING Students will express their gratitude and understand the importance of sharing joy during Diwali time by sharing their belongings and stuffs with the needy people and add some value to their lives. 
		Welcome	DIWALI BINGO Students will have turns to name the different pictures displayed in the Bingo Card on their digital board. The student who will name the maximum number of pictures and that too being quick, will be the winner in this vocabulary game.	NUMBERS (27-30) Students will be introduced to the concept of numbers from 27-30 with a Fun Playdough Game where the kids have to mould the clay into the desired shapes to form numbers. Then, they will practice the sequence of numbers with correct		NUMBER DICE FUN Students will be given a dice and some single-digit flashcards. A dice will be rolled, counting the dots on it. Teacher will write the numbers on the digital board from 21-30, guiding the students to form or match numbers, including the number that came on the dice.	RANGOLI MAKING Mothers will be invited to help the students design some colorful rangolis, working in small groups with different shapes, using flower petals and rangoli colours. DIWALI DIYA CHANDELIER (CRAFT) The students will show their creativity in making a diwali chandelier pasting the two square sheets together and	ROLE PLAY : DIWALI SHOPPING Students will bring their Laxmi Potlis and will shop exchanging the same amount of coins for the Diwali products, pretending to be the buyers and sellers. 

				formations from 27-30 in their notebooks. 		drawing a diya with a flame using curve lines. They will then colour the diya with their favourite colours. 	
FRIDAY (17.10.25)	Free-Play (Settling Time)	Welcome	SONG – ‘MERE GHAR RAM AAYEIN HAIN’ Students will sing a song in the happiness of Lord Ram’s back to abode. https://youtu.be/XcpUoITqICU?si=zNqrHLeeuKIBTm-V	FIND MY SYMMETRY Students will sort the same Diwali festival picture cards from a mixed lot and find its symmetrical pair. Teacher can make it more challenging by putting a timer to it.  HAPPY DIWALI	DANCE : ‘THE HAPPY DIWALI SONG’ Students will dance on the Song – ‘The Happy Diwali’ with their teacher. https://share.google/5t83dn7YNBX0vFi5 	COLOURING ACTIVITY : DIYA Students will be provided a worksheet where they will colour the diya with their chosen colours. 	BUILDING EMPATHY - WHY ‘NOT’ TO BURN CRACKERS Students will understand the reason behind not burning crackers and how it can have a bad impact on humans, animals and to the environment they live in. 
		Cleanliness Check Up					
		Prayer & Group Singing					