









TIMETABLE (KINDERGARTEN)

THEME: TRANSPORT (LAND TRANSPORT)

DAYS	8:00am-8:10am	8:10am-8:30am	8:30am-9:10am	9:10am-9:55am	9:55am-10:35am	10:35am-11:05am	11:05am-11:35am	11:35am-12:00noon
	Domains->	Positive Habits	Language & Literacy Development	Numeracy	L U N C H	Physical Development	Aesthetic Development	Socio-Emotional Development
MONDAY (1.9.25)			Discussion on Transport 1.How do you come to school ? 2. Can you name some vehicles that you see on road? 3. Name some Land transport ? This discussion will help students to know about transport and their uses.	Count the Wheels The Teacher will show the pictures to the students of land transport like bus ,car ,schooter, cycle. The students will count how many wheels each Vehicle has for example Bus has four wheels, scooter has two wheels.The Teacher will also teach the number spellings in fun way ,like: One -1 Two -2 Three -3		Treasure Hunt: The Students will find the objects/flashcard related to letter 'ab' and 'ad' words like dad ,sad,pad cab,lab. This will develop problem solving skills,vocabulary building Team work and cooperation among the students. 	Free Hand Drawing The teacher asked the children to draw any two land transport like car,bus,cycle and scooter using their ideas and colors. Through this activity children will recognize and name different Land transport, express creativity and develop fine motor skills. 	Grandparents' Day Celebration – Knowing their Parampara & Sanskriti As part of the Grandparents' Day celebration, a few grandparent volunteers will be invited to narrate stories about festivals, highlighting the richness of their traditions and culture. Through these engaging narrations, children will discover how a single festival can be celebrated in different ways across families and communities, helping them appreciate the diversity of our Parampara and Sanskriti.

				<div><div>1</div><div>2</div></div>				
WEDNESDAY (3.9.25)	Free-Play (Settling Time)	Welcome Prayer & Group Singing	Introduction of ‘ag’ and ‘am’ words Teacher will introduce ‘ag’ and ‘am’ words with phonic session, followed by discussing the related objects (like tag, bag, jam,dam etc.). She will then teach the formation of letter ‘ag and ‘am’. Discussion on: Teacher will tell about onam festival <ul style="list-style-type: none">Why it is celebrated?Where it is celebrated?How it is celebrated?	Train counting game Teacher will give number cards (1- 10) . Students will arrange them in order to complete the train. Through this activity children will learn number recognition, sequencing in a fun and engaging way. <div><div>12345</div><div>678910</div></div>	Onam Tug of war game Students will split into two groups and do a fun tug of war using soft rope. <div><div>1</div><div>2</div><div>3</div><div>4</div><div>5</div><div>6</div><div>7</div><div>8</div><div>9</div><div>10</div></div>	Boat Hunt Students will make small boat with paper and decorate it with leaf or petals. <div><div>1</div><div>2</div><div>3</div><div>4</div><div>5</div><div>6</div><div>7</div><div>8</div><div>9</div><div>10</div></div>	Sing and shine Students will recite a rhyme on Onam Onam comes with flowers bright, Rangoli shines ,what a sight! Boat race moves so fast, Happy onam fun will last! <div><div>1</div><div>2</div><div>3</div><div>4</div><div>5</div><div>6</div><div>7</div><div>8</div><div>9</div><div>10</div></div>	

								
THURSDAY (4.9.25)	Free-Play (Settling Time)	Welcome	Happy Teacher's Day Teacher will give pep talk on Teacher's day. <ul style="list-style-type: none"> Why it is celebrated? On which Date it is celebrated? 	Shape and Number collage Students will be given cutouts of circles, squares, triangles. Each child has a number written on it. They will arrange the shapes into big picture on their scrap files. Like Teacher's portrait. 		The Art Corner Students will make beautiful card for their Teacher, using paper sheet. 	Celebration Students will celebrate Teacher's Day 	Red light ,Green light Feelings The Students will act according to different sound made by teacher instead of just stop/go teacher will call emotions. Happy = Jump Sad = Sit Angry =Freeze 
FRIDAY (5.9.25)	H	O	L	I		D	A	Y

