
















TIMETABLE (NURSERY)

THEME: TRANSPORT

DAYS	8:00am-8:10am	8:10am-8:30am	8:30am-9:10am	9:10am-9:55am	9:55am-10:35am	10:35am-11:05am	11:05am-11:35am	11:35am-12:00noon
	Domains→	Positive Habits	Language & Literacy Development	Numeracy		Physical Development	Aesthetic Development	Socio-Emotional Development
MONDAY (1.9.25)	Free-Play (Settling Time)	Welcome	Discussion on 'Transport'	Coin Sorting	L U N C H	Yoga on Wheels	Traffic Light	Grandparents Day Celebration
		Cleanliness Checkup	Teacher will start the session by asking a few questions: *How do you come to school daily? *What are the different modes of transport? *Which is your favorite vehicle?	Take a tray or small boxes and put coins like ₹1, ₹2, and ₹5. Show each coin to children and tell its name – “This is one rupee,” “This is two rupees,” “This is five rupees.” Mix all the coins together and ask children to keep same coins in separate sections of the tray.		*Car Pose (Seated Twist) * Bus Pose (Wide Forward Bend) * Train Pose (Tabletop to Cat/Cow) * Truck Pose (Bridge Pose) * Stoplight Relaxation (Resting Pose)	Making of Traffic Light Students will do free hand drawing of traffic light in the scrap file.	We celebrated Grandparents' Day with lots of love and joy. Our grandparents will share wonderful stories and teach us the values of our culture . And will tell us about the traditions followed in their families. It will be an enjoyable experience.
		Prayer & Group Singing		Introduction of number 12				

TUESDAY (2.9.25)	Free-Play (Settling Time)	<div> <div>Welcome</div> <div>Cleanliness Checkup</div> <div>Prayer & Group Singing</div> </div>	Discussion on Land transport <ul style="list-style-type: none"> How do you come to school every day? Name some vehicle that you see on the road ? Which vehicle carries many people together? 	Number -13 <p>Students will hold 2 pegs in each hand and pick kidney beans and peas together. They will drop them in an empty bowl one by one while counting loudly and happily. This fun game builds finger strength, focus, and number sense.</p> 	B R E A K	Spotlight Dance <p>Teacher will make the students play ‘Spotlight Dance’ showing a traffic light flashcard. She will instruct them to dance freely on the green light, dance in slow motion on the yellow and stop at their positions on the red light.</p> 	Teachers Day Gratitude Card <p>Children will make a Gratitude Card for Teachers’ Day using ice-cream sticks to decorate the border and lady finger printing to create colorful flower designs. This creative craft helps kids express love and thankfulness for their teachers in a fun way.</p> 	Teachers Day poem <p>मेरी टीचर सबसे प्यारी, सच में वो बहुत ही न्यारी। सुबह-सुबह जब मैं आती, मुस्कान से वो गले लगाती।</p> <p>क्लास में जब पढ़ाती हैं, नए-नए खेल खिलाती हैं। कभी कहानी, कभी गाना, हर दिन लगता है सुहाना।</p> <p>हिंदी, इंग्लिश, मैथ्स सिखाती, दिल से वो मुझको भाती।</p>
-----------------------------------	---------------------------------	--	---	--	----------------------------------	--	--	---

								अगर मैं भूल जाऊं कोई बात, फिर से सिखाती वो हर बार। मुझको अच्छे मैनेर्स सिखाती, हर दिन नया कुछ लाती। मेरी टीचर सबसे प्यारी, सच में वो बहुत ही न्यारी।
WEDNESDAY (3.9.25)	Free-Play (Settling Time)	Welcome	Discussion On Onam • Do you like festivals? • What do we do during festivals? (eat food, wear new clothes, sing, dance) • During Onam, people eat a big feast called Onam Sadhya . • People make beautiful flower designs on the floor, called Pookalam .	<u>Pop-it Dice Game</u> Children roll the dice and see the number that appears. They pop the same number of bubbles on their Pop-it toy. One by one, everyone takes a turn. The game makes counting and number learning fun and playful.	Hopscotch Game Students will play Number Hopscotch by hopping on the numbers drawn on the floor. They will take turns and jump carefully from one number to the next in the correct order. This fun game will help them recognize numbers, improve counting skills, and build balance and coordination while enjoying themselves with friends.	ONAM CELEBRATION (Rangoli Making) Students will celebrate Onam by making a beautiful rangoli with flowers . They will arrange colorful petals in circles and patterns, showing joy and togetherness.		
		Cleanliness Checkup						
		Prayer & Group Singing						

			<ul style="list-style-type: none"> Onam is celebrated for a good king named Mahabali. In Kerala, people also have big boat races during Onam. People dance and sing. 				
THURSDAY (4.9.25)	Free-Play (Settling Time)	Welcome	Introduction Of Hindi Students will learn to write Khadi Rekha(standing line),then the Padi Rekha (sleeping line) and a small curve.	Number Hunt Hide number cards (1–20) around the classroom. Children will search, find a card, and loudly say the number. Then, they will clap or jump for the same number of times.	Train Race Students will be divided into small groups & they will be told to make train. They have to walk together to complete the race.	My Colourful Bus Students will join the dots & color the bus.	अ से अनार Hindi Swarmala Geet  https://youtu.be/Fj98JSYkQZo?si=D5_WNkJpxZaFB0DG
		Cleanliness Check Up					
		Prayer & Group Singing					
							

FRIDAY (5.9.25)	Free-Play (Settling Time)	Welcome	HOLIDAY		Id-e-Milad		
		Cleanliness Check Up					
		Prayer & Group Singing					

