


















TIMETABLE (NURSERY)

THEME: AQUATIC ANIMALS

DAYS	8:00am-8:10am	8:10am-8:30am	8:30am-9:10am	9:10am-9:55am	9:55am-10:35am	10:35am-11:05am	11:05am-11:35am	11:35am-12:00noon
	Domains	Positive Habits	Language & Literacy Development	Numeracy		Physical Development	Aesthetic Development	Socio-Emotional Development
MONDAY (25.8.25)	Free-Play (Settling Time)	Welcome	DISCUSSION ON 'AQUATIC ANIMALS' : <ul style="list-style-type: none"> Which animals have you heard of? Have you seen a fish? Where does it live? Can you name some of the friends that the fish lives with? 	ANIMALS & THEIR PRODUCTS Teacher will bring popsicle sticks of the animals and a chart portraying the different products that the animals give us. Students will then be asked to pick an animal popsicle and place it beside the correct product. Eg. Honey bee for Honey, Cow for milk etc. The products will be real to touch, smell and explore. It will give rise to their curiosity, linking their answers to the outer world along with helping them to know the number of products that they can get from their animals.	F R U I T &	OCEAN ANIMALS FREEZE DANCE Students will dance and freeze occasionally in the mid of the music, and will get familiar to the various sea animals. https://youtu.be/IEfSt2-zuAE?feature=shared	CREATING OCEAN WITH ANIMAL FINGERPRINTS Students will sit in a group and make a scenery of an ocean on a large size of sheet, adding their fingerprints dipped in paint to give the impressions of different water animals. 	DISCUSSION ON : HOW TO CARE FOR OUR WATER ANIMALS Teacher will display pictures of a clean and a dirty ocean. She will then discuss about its causes and effects on the water animals, along with the steps that we can take to care for them. Eg : Not throwing rubbish/waste into the water, keeping beaches clean and saving water at home. 

			<p>nose, nail, needle etc.) She will then teach the formation of letter 'N' with verbal clues.</p> 		<p style="text-align: center;">L U N C H</p>			
<p>TUESDAY (26.8.25)</p>	<p>Free- Play (Settling Time)</p>	<p>Welcome</p> <hr/> <p>Cleanliness Checkup</p> <hr/> <p>Prayer & Group Singing</p>	<p>DISCUSSION ON 'GANESH CHATURTHI'</p> <ul style="list-style-type: none"> Which God is worshipped during Ganesh Chaturthi? Why do we celebrate Ganesh Chaturthi? Can you name the favourite sweet of Lord Ganesha? 	<p>COUNTING WITH GANPATI & HIS ANIMAL FRIENDS</p> <p>Ganpati is never alone – his animal friends are always around him! In this activity, the teacher will mimic the sounds of different animals like the 1 elephant's trumpet, 2 cows' moo, 3 mice squeaks, and more. Each time, children will listen carefully and count the number of sounds, linking them to Ganpati's animal friends. This playful activity will connect numbers, listening skills, and the festive spirit of Ganpati together.</p>		<p>GANPATI YOGA POSES</p> <p>Students will perform different yoga poses, celebrating the spirit of Ganpati through their movements.</p> <p>Eg. :</p> <p>Elephant Trunk Pose – Stand with legs apart, swing arms like Ganesh's trunk.</p> <p>Big Ears Pose – Hold palms behind ears, wiggle like listening carefully.</p> <p>Blessing Hands Pose – Sit cross-legged, one hand up blessing, one on knee.</p> <p>Mouse Pose (Child's Pose) – Kneel down, bend forward with arms stretched like Ganesh's mouse Mushak.</p>	<p>ECO-FRIENDLY GANESHA MAKING</p> <p>Mothers will be invited to engage the kids in making an eco-friendly Ganesha in their own creative way using earthen clay or the leaves of the Bodhi Tree. This will imbibe creativity in their cultural zest.</p> 	<p>STORY ON THE 'BIRTH OF GANESHA'</p> <p>Students will watch a story and will get to know how Lord Ganesha got his elephant head.</p>  <p>https://youtu.be/CszomGP4nAY?feature=shared</p>

				<p>REVISION OF NUMBERS (1-10)</p> <p>Students will join the dots from 1-10 and will complete the picture of an elephant, relating it with the face of Lord Ganesha.</p> <p>1 2 3 4 5 6 7 8 9 10</p>				
WEDNESDAY (27.8.25)	Free-Play (Settling Time)	Welcome Cleanliness Check Up Prayer & Group Singing	<p>RHYME :</p> <p>’ गणपति जी हैं सबसे प्यारे’</p> <p>Students will recite a beautiful rhyme on Lord Ganesha that will help them know more about Him.</p> 	<p>SEQUENCING GAME (A DAY IN THE LIFE OF GANPATI)</p> <p>Teacher will display pictures depicting different scenes of a day in Lord Ganesha’s life. The kids will have to look at the pictures and tell their correct sequence.</p>  	<p>DANCE ON : ‘OH MY FRIEND GANESHA’</p> <p>Students will dance on the beats of the music to celebrate the spirit of Lord Ganesha’s birthday, showing their love for Him.</p> <p>https://youtu.be/J3le3L_Lx04?si=1T1FPzy5Ss8q7A9t</p> 	<p>MODAK MAKING</p> <p>Teacher will guide the students how to make modak, demonstrating them the steps using ingredients like milkmaid, coconut powder, powdered sugar, dryfruits etc.</p> 	<p>SPECIAL ASSEMBLY ON – ‘GANESH CHATURTHI’</p> <p>Students will witness a special assembly on the occasion of ‘Ganesh Chaturthi’, knowing the importance of the day and the reason why people welcome Him home.</p> 	

THURSDAY (28.8.25)	Free- Play (Settling Time)	Welcome Cleanliness Check Up Prayer & Group Singing	REVISION OF LETTER 'K' & 'N' Students will practice the formation of letters 'K' and 'N' along with its phonic sound and the related objects. Eg : K for – Kite, Kangaroo, Kettle, Keys etc. N for - Nemo fish, Nest, Nose, Nine etc.	MATCH THE WATER ANIMALS WITH THEIR SHADOWS (WORKSHEET) Students will be provided a worksheet where they have to match the water animal with the correct animal shadow. 		SIMON SAYS Students will listen carefully to their teacher and will perform the actions accordingly. If teacher says wiggle like an octopus, then the kids will wiggle their hands alongwith moving their body; for a jellyfish, they will bounce (jump) up and down and for a fish, they will swim their arms pretending to be in the sea. 	TEARING AND PASTING (INSIDE A SEAHORSE) Students will do tearing and pasting inside an outline of a seahorse, in their scrapfiles. 	NEMO'S STORY ON TRUE FRIENDSHIP Teacher will educate the kids by showing them a story on 'True Friendship' through a fish named 'Nemo'. The story will portray how real friendship wins every struggle on the way, and how true friends never leave their friend during trouble. https://youtu.be/oSVwR_kYFdI?feature=share d
FRIDAY (29.8.25)	Free- Play (Settling Time)	Welcome Cleanliness Check Up Prayer & Group Singing	GUESS THE ANIMAL BEFORE THE TIME RUNS OUT Students will be provided a link where outlines of water animals be drawn and they have to guess the correct answer before they run out of time. https://youtu.be/-6iZ513Xye4?si=FF34Oxx_OuNQaAF9	SEE & WRITE (1-10) Teacher will start the session with an action song on numbers and will teach the correct formation of numbers from 1- 10, and will ask the students to follow, in their notebooks.		RUN A RACE (NATIONAL SPORTS DAY) Students will participate in different kind of races like 'Sack Race', 'Caterpillar Race', 'Colour Race'and 'Balancing Race' and will celebrate the National Sports Day with utmost team spirit and enthusiasm.	PAPER DUCK CRAFT Students will roll and glue yellow paper strips to make the head and body of a duck. They will then add orange beak, feet and feathers, along with sticking a pair of googly eyes on it.	SHOW & TELL (MY FAVOURITE ANIMAL) Students will pick a flashcard of their favourite animal among a set of flashcards, and speak a few lines on the it as to why they like that animal.

