























































TIME TABLE (KINDERGARTEN)


THEME: DOMESTIC ANIMALS

DAYS	8:00am-8:10am	8:10am-8:40am	8:40am-9:10am	9:10am-9:55am	9:55am-10:35am	10:35am-11:05am	11:05am-11:35am	11:35am-12:00 noon
	Domains	Positive Habits	Language & Literacy Development	Numeracy	L U N C H B R E A K	Physical Development	Aesthetic Development	Socio-Emotional Development
MONDAY (18.8.25)	Free-Play (Settling Time)	Welcome Cleanliness Checkup Prayer & Group Singing	<p>Discussion On: 'Domestic Animals'</p> <ol style="list-style-type: none"> When you visit the village, which animal do you mostly see near houses? How many of you drink milk? Who gives milk? Do you have pets at home? Who has a dog or a cat? Which animal helps us to make honey? <p>HINDI STORY The teacher will teach a short story to the children using the letter 'श'. She will read the story aloud and explain words</p>	<p>SEE AND COUNT – Domestic Animals The teacher will show a picture with different domestic animals like cow, dog, cat, goat, hen, and buffalo. The teacher will ask the children to look at the pictures name the animals, and count how many of each animal they see.</p> 		<p>AEROBICS SEASON The teacher will do a fun aerobics session with the children during Mega Cleanliness Week. The teacher will show simple and playful movements like pretending to sweep the floor, wash hands, pick up trash, and stretch like hanging clothes. Children will also enjoy doing jogging, jumping jacks, and dancing to songs about keeping clean. This activity will help the children to stay active, happy, and healthy, and also learn the importance of cleanliness in a fun way.</p> 	<p>POSTER MAKING ACTIVITY "Clean Body, Happy Mind" In this engaging activity, children will learn the importance of personal hygiene and a healthy lifestyle. The teacher will guide the students throughout the activity, helping them understand the theme and encouraging them to create colorful posters that promote cleanliness and well-being.</p> 	<p>TAKING CARE OF DOMESTIC ANIMAL The teacher will talk to the children about how we can take care of our domestic animals like dogs, cats, cows, goats, and hens. The teacher will explain that animals need love, care, and attention just like us. Children will learn about:</p> <ul style="list-style-type: none"> Giving food and water on time Grooming (like brushing their fur) Cleaning up after them Giving them a clean shelter or bed to rest. 

			like शेर, शक्ति, शरबत, शोर, and शिक्षा to help children learn new words and sounds. Introduction of व्यंजन ‘श’ Students will learn to recognize and explore words that begin with letter ‘श’ —शेर, शक्ति, शाम, शिकार शरबत, शलगम, शोर, शिक्षा.					
TUESDAY (19.8.25)	Free-Play (Settling Time)	Welcome	DISCUSSION ON: ‘Cleanliness’ 1. What do we mean by being clean? 2. Why should we wash our hands before eating food? 3. When do you wash your hands? After playing? After using the toilet? 4.What happens if we don’t wash our hands and then eat?	WORKSHEET The teacher will give the worksheet to the children and explain the activity. She will tell them to join the dots to complete the picture of a dog, and explain that the dog is a domestic animal that lives with us and is our friend. After joining the dots, children can also color the picture.	ANIMALS AND THEIR PRODUCTS The teacher will arrange a fun game where children will act like domestic animals and search for hidden flashcards of animal products like milk, eggs, wool, etc. After finding the cards, children will show the product, name it, and say which animal gives it.	SPARKLING SMILE Dental Hygiene The teacher will talk to the children about the importance of keeping our teeth clean. She will explain why brushing twice a day, rinsing the mouth after meals, and eating healthy food helps keep our teeth strong and shiny. Then, the teacher will conduct a fun activity where children will use	STORY SESSION “WHO SAY MOO”When do you wash your hands? After playing? After using the toilet? The teacher will narrate a fun story called “Who Said MOO?” to the children. In the story, various domestic animals, including cows, dogs, cats, goats, and hens, made their own sounds.	
		Cleanliness Checkup						
		Prayer & Group Singing						
 	 	 	 	 	 	 	 	 

			NUMBER ACTIVITY The teacher will use flashcards, number charts, and counting objects like blocks, beads, or pictures to make learning fun and easy. This will help children remember the numbers and improve their counting skills.	REVISION OF NUMBERS 1 TO 80 The teacher will help the children revise numbers from 1 to 80. 	This activity will help children learn and speak about animals and their products in a fun way. 	a big model of teeth and a brush to practice the right way to brush. 	The children will listen carefully and guess which animal made which sound. When the cow said "Moo!", everyone smiled and shouted, "It's the cow!" 
WEDNESDAY (20.8.25)	Free-Play (Settling Time)	Welcome Cleanliness Checkup Prayer & Group Singing	PHONICS RECOGNITION ACTIVITY The teacher will show two picture cards—for example, a fox and a cat—and ask the children, "Which word has the 'x' sound?" Children will listen carefully and clap their hands when they hear the word that	COUNT AND TELL: "Animal Body Parts" 1. How many legs do chickens have ? 2. How many spots does the cow in this picture have? 3. How many horns do buffalo have? 4. How many tails do horses have?	CLEAN AND GLEAM- "Classroom Clean-Up Day " Students will take part in cleaning their classroom and desks to learn the importance of cleanliness and responsibility. The teacher will guide them to tidy up their tables, pick up litter, arrange books, and keep their surroundings neat.	FREE HAND DRAWING The teacher asked the children to draw any domestic animal, like a cow, dog, cat, or hen, using their ideas and colors. This activity helped the children become creative and learn about animals in a fun way. 	WORKBOOK "DOMESTIC ANIMALS" The teacher will show pictures of domestic animals like dogs, cats, cows, goat, and horses from the workbook. Students will observe the pictures, name the animals, and talk about how these animals live around us and help us. This activity helps children recognize common domestic animals, builds vocabulary,

			Includes the 'x' sound (in this case, <i>fox</i>). INTRODUCTION OF LETTER 'x' Things around us that begin with or include the sound of "x": x for Xylophone x for X-ray x for Box x for Fox 			This hands-on experience encourages teamwork and builds good hygiene habits in a fun and meaningful way. 		and improves speaking and observation skills. 
THURSDAY (21.8.25)	Free-Play (Settling Time)	Prayer & Group Singing Cleanliness Checkup Prayer & Group Singing	DISCUSSION ON 'Domestic Animals' 1. Which animal gives us milk? 2. From which animal do we get eggs? 3. Sweaters are made up of wool, which animal do we get wool from? 4. Which animal keeps the mice away from our home?	 RIDDLE TIME – "Count and Guess" 1 I live on a farm. I am pink. I have 1 curly tail. I say "Oink, oink". How many tails do pigs have? → 1 Who am I? → A Pig 2 I am yellow and have 2 webbed feet. I can swim in the water. How many feet do ducks have? → 2 Who am I? → A Duck		ABCD ANIMAL DANCE The teacher will play the ABCD Animal Song. Students will dance to different animal-themed songs, pretending to move like various animals. They will enjoy the rhythm, express themselves freely, and have a great time Dancing with friends. This activity promotes coordination,	ORIGAMIC BIN Students will make an origami bin using paper and paste it in their scrap file. This creative activity introduces the concepts of cleanliness and waste management in a fun and engaging way. 	WASTE MANAGEMENT-Segregation Of Biodegradable & Non-Biodegradable The teacher will use real items, such as fruit peels, dry leaves, paper, plastic bottles, and chocolate wrappers, to teach children the difference between biodegradable and non-biodegradable waste.
 	 	  	 	  		  	  	  

			<p>VAYANJAN RHYME</p> <p>The teacher will sing a Hindi Vyanjan rhyme, and students will repeat and enjoy the sounds of letters like क, ख, ग, घ. This fun activity helps in letter recognition and pronunciation.</p> <p>Introduction of व्यंजन 'ड'</p> <p>Students will learn to recognize and explore words that begin with a letter-ड</p>	<p>3 I'm fluffy and have a woolly coat. I say 'baa'. I have 4 legs and love grazing. How many legs do sheep have? → 4 Who am I? → A Sheep</p> 	creativity, and social interaction.		Students will observe and help in sorting these real objects into two baskets or bins. The activity encourages kids to keep their surroundings clean.
<p>FRIDAY (22.8.25)</p>	<p>Free-Play (Settling Time)</p>	<p>Welcome</p>	<p>RECAPITULATION OF DOMESTIC ANIMALS</p> <p>1. What do we mean by being clean? 2. Why should we wash our hands before eating food?</p>	<p>DOMESTIC ANIMAL PUZZLE</p> <p>Children will solve puzzles of domestic animals like a dog, a cat, a cow, a goat, and a horse. The puzzles can be made of 2 large pieces for easy handling.</p>	<p>HURDLE RACE "Animals' action fun"</p> <p>The teacher will organize a fun hurdle race where students will move like animals as part of the challenge.</p>	<p>FUN WITH CLAY</p> <p>The students will use colorful clay to make models of different domestic animals such as a dog, cat, cow, or hen. This hands-on activity encourages creativity, improves fine motor skills, and helps</p>	<p>SHOW AND TELL "GROOMING KIDS"</p> <p>Students will bring and show different grooming essentials from their hygiene kit, such as a comb, toothbrush, handkerchief, soap, or towel.</p>
		<p>Cleanliness Checkup</p> <p>Prayer & Group Singing</p>					
