
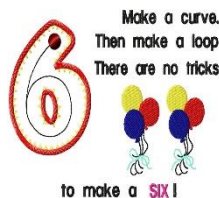









“ TIME TABLE (NURSERY)								
THEME: WILD ANIMALS								
DAYS	8:00am-8:10am	8:10am-8:40am	8:40am-9:10am	9:10am-9:55am	9:55am - 10:35am	10:35am-11:05am	11:05am-11:35am	11:35am-12:00 noon
	Domains➤	Positive Habits	Language & Literacy Development	Numeracy Development	F R U I T & L U N C H	Physical Development	Aesthetic Development	Socio-Emotional Development
MONDAY (11.8.25)	Free-Play (Settling Time)	Welcome	DISCUSSION ON “WILD ANIMALS” The teacher will start with something engaging :- 1. Do you know what a wild animal is ? 2. Where do wild animals live? 3. Can you name any wild animals you have seen in books, TV or a zoo ? Then teacher will discuss the value of the wild animals, where do they live and why we	REVISION OF NO.6 SORTING GAME Students will do revision of number 6. They will provide real objects from khel pitara liken crayon or pencils, and students will count them to create of 6. This activity encourages counting skills and an understanding of number 6 in a fun and engaging way.		YOGA SESSION WILD ANIMAL YOGA POSES 1. Elephant pose:- Students will stand with feet apart , swing hands like a trunk, bend forward slowly. 2. Giraffe Stretch:- Students will stand tall, stretch arms upward like a long giraffe neck and walk slowly in place. 3. Butterfly Pose:- Students will sit with feet together, flap knees like	“MY MATKI MAKING ART’ JANMASHTAMI CRAFT Children will create their own makhan-matki craft by using colourful paper pasting activity. Each child will be guided to draw a matki in the centre of the page to represent the makhan matki . Now they will decorate the matki with cotton and colourful cutted paper.	RHYME SESSION THE RHINO  The Rhino Rhino’s horn is sharp and strong, He stomps the ground all day long. Big and tough but shy at heart, He’s a gentle friend from the very start! https://youtu.be/T56iwZRxu0?feature=shared
		Cleanliness Checkup						
		Prayer & Group Singing						



			<p>need them.</p> <p>The Teacher will say animal sound (Rooaaar) and Students will Identify the animal sound and its beginning letter. For example- L (LION).</p>		<p>butterfly wings.</p> 	
TUESDAY (12.8.25)	Free-Play (Settling Time)	<p>Welcome</p> <p>Cleanliness Checkup</p> <p>Prayer & Group Singing</p>	<p>“WHO AM I ? -Wild Animal Puzzle Game”</p> <p>In the activity WHO AM I ?-Wild Animal Puzzle Game” teacher reads a short,simple clue: “ I have stripes and I roar. I live in the jungle. Who am I ?” Children guess the animal : Tiger ! Teacher will show the matching puzzle picture and ask them to build the animal using parts :- (Picture + name) This activity will develop the vocabulary (names of wild animals) of the students.</p>	<p>JANMASHTAMI PEPTALK</p> <p>The teacher will start the seassion by asking a few questions :-</p> <ol style="list-style-type: none"> 1. Do you know why we celebrate Janmashtami ? 2.Whose birthday we are celebrating today ? <p>Teacher will explain Short version of Janmashtami story :- “ Today is Janmashtami- Krishna’s birthday! Krishna was a playful little boy who loved butter, music and friends. He always helped people and made them smile.</p>	<p>JANMASHTAMI CELEBRATION</p>	

			<p>Let's dance, sing and be as cheerful as krishna today.</p> <p>HAPPY JANMASHTAMI.</p> 				
WEDNESDAY (13.8.25)	Free-Play (Settling Time)	Welcome	PEPTALK ON "INDEPENDENCE DAY" The teacher will give peptalk on Independence day. It is celebrated every year on 15th August in india. We hoist the national flag, we sing the national anthem 'JANA GANA MANA.' Then students will sing a hindi poem together .	PATTERN MAKING ACTIVITY REVISION OF NUMBERS 5, 3, 7, 6 Students will revise numbers 5, 3, 7, and 6 With the help of the Picture and patterns. 	LION & ZEBRA TAG GAME In the "Lion and zebra tag game" activity, teacher will choose 1-2 lions (taggers), other children are zebras. Lion try to tag zebras. Once tagged, zebra freezes and call for help from another zebra to be "rescued". This activity will also develop childrens Running And Teamwork skill. This playful activity will encourage free	ACTIVITY FINGER PRINTING "BANYAN TREE AND HOCKEY" Teacher will draw a outline of a banyan tree and a hockey in child's scrapbook. Children will then use finger dipped in colourful paint to print scales inside the tree and hockey. This activity will build fine	INDEPENDENCE- DAY "STORY TIME' & PPT The day our country got freedom :- Long ago, our our country was not free. Brave people like mahatma Gandhi worked hard and never gave up. On 15 th august 1947 , our country become free and the tricolour flag waved proudly in the sky.
		Cleanliness Check Up Prayer & Group Singing					

				<p>Teacher will give children sets of number cards. Ask them to arrange the numbers to match the teacher's pattern.</p>		<p>movement, develop coordination and body control, and builds a connection to nature through an imaginative play.</p>	<p>motor skills of the students.</p>	
THURSDAY (14.8.25)	Free-Play (Settling Time)	Cleanliness Checkup Prayer & Group Singing	PRESENTATION ON- "OUR NATIONAL SYMBOLS" Teacher will show a PPT to explain the national symbols of our country. Explain them about our national flag, national bird, national animal, national fruit and national flower.	ART AND CRAFT TAKE AWAY "PALM PAINTING" The students will create palm painting like tricolour flag on a sheet. Then paste a ice cream stick on it. This fun activity encourages creativity and fine motor skills while independence day celebration.	<div>INDEPENDENCE DAY CELEBRATION</div>			
								

FRIDAY (15.8.25)	INDEPENDENCE DAY		HOLIDAY
-----------------------------------	------------------	--	---------