
























TIMETABLE (NURSERY)





THEME: DOMESTIC ANIMALS





DAYS	8:00am-8:10am	8:10am-8:30am	8:30am-9:10am	9:10am-9:55am	9:55am-10:35am	10:35am-11:05am	11:05am-11:35am	11:35am-12:00noon
	Domains->	Positive Habits	Language & Literacy Development	Numeracy	L U N C H	Physical Development	Aesthetic Development	Socio-Emotional Development
MONDAY (18.8.25)	Free-Play (Settling Time)	Welcome	General discussion: About Domestic animals	Zig Zag number trail		Animals moves Parade	Clean Body, Happy mind	Story Time Zara's Lost Slipper
		Cleanliness Checkup	<ul style="list-style-type: none"> Have you seen a dog, cat, or cow? Where did you see them? Near your home, in the street or at a farm? Which other animals have you seen near your home? Which animal lays eggs? Which animal gives us milk? <p>Teacher will briefly explain:</p> <p>These all animals are Domestic animals. Domestic animals are animals that live with people.</p> <p>They are our friends. Some give us milk or eggs, some help us carry things, and some just live with us as pets and play.</p>	<p>A zig-zag line will be drawn on the floor. Numbers 1 to 10 will be placed along the zig-zag path.</p> <p>Teacher will demonstrate walking along the path, saying each number aloud: "1... 2... 3..." up to 10.</p> <p>Students will take turns walking the zig-zag path while counting loudly.</p> <p>They can pretend to be animals (like bunny hops or tiptoe like a cat) as they walk.</p>		<p>Teacher will show flashcards of domestic animals.</p> <p>Each animal will have a funny movement to imitate:</p> <ul style="list-style-type: none"> Dog – walk on all fours and bark Hen – flap arms like wings Cat – crawl quietly and say "meow" Cow – stomp slowly and moo Goat – hop and bleat <p>Students will be called in small groups to act like animals.</p>	<p>The teacher will begin with a simple discussion:</p> <ul style="list-style-type: none"> Do we brush our teeth in the morning? Do we wear clean clothes every day? Why do we take a bath? <p>Students will be encouraged to share their routines in short, simple sentences.</p> <p>Keeping our body clean helps us feel fresh, happy, and healthy. When we are clean, we can play, learn, and smile better!</p> <p>Students will participate in a creative poster-making activity where they will draw and decorate pictures related to personal hygiene, such as brushing teeth, bathing, wearing clean clothes, combing hair, and washing hands. The teacher will guide them in adding the slogan "Clean Body, Happy Mind" to their posters.</p>	<p>One sunny morning, little Zara was playing in the garden.</p> <p>Suddenly, she shouted, "Oh no! One of my slippers is missing!"</p> <p>She looked everywhere and asked her animal friends.</p> <p>She asked her dog Tommy, "Tommy, have you seen my slipper?"</p> <p>"Woof, woof! Not me," barked Tommy.</p> <p>She asked the goat, "Goaty, did you take my slipper?"</p> <p>"Meh-meh! I only eat grass," said the goat.</p> <p>She asked the cow, "Moo-Moo, have you seen my slipper?"</p> <p>"Moo! No, dear," said the cow.</p> <p>Finally, she saw the hen sitting on something soft. Zara looked closely and said, "That's my slipper!"</p>



			<p>Introduction of Letter Z – Z is for Zip</p> <p>The teacher will introduce letter Z and say the sound together with the children: “/z/ /z/ Z</p> <p>Students will be asked to trace the letter Z in the air with their fingers.</p> <p>Pictures will be shown of the objects that start with Z eg Zebra ,Zig zag, zucchini etc.</p> <p>The teacher will guide students to do Letter Z tracing with crayons.</p>		<p>B R E A K</p>		<p>Students will be encouraged to repeat the sentence aloud together.</p> 	<p>The hen clucked, “Cluck-cluck! I thought it was a cozy nest!”</p> 
TUESDAY (19.8.25)	Free-Play (Settling Time)	<p>Welcome</p> <hr/> <p>Cleanliness Checkup</p> <hr/> <p>Prayer & Group Singing</p>	<p>Rhyme Time</p> <p>Near the house I See</p> <p>I see a cow, big and brown, Moo moo moo! she walks around town. I see a hen, small and neat, Cluck cluck cluck! she taps her feet. I see a dog, happy and quick, Woof woof woof! he plays a trick. I see a goat with tiny feet, Meh meh meh! she loves to bleat. I see a horse with a shiny mane, Neigh neigh neigh! he runs like a train.</p>	<p>Introduction of number 8</p> <p>The teacher will introduce number 8 with the concrete objects and encourage students to trace number 8 in the air using their finger in a round-round motion.</p> <p>Students will count 8 real objects (e.g., 8 crayons, 8 balls, 8 toy animals).</p> <p>Students will do number 8 tracing with crayons.</p>		<p>Run and Feed the Rabbit with Carrot</p> <p>Basket will be given to the students. The teacher will say: “Let’s go on a counting adventure! We are going to fill our basket with exactly 8 items!”</p> <p>A variety of real objects will be kept like soft toys, wooden fruits/vegetables, spoons, bangles, blocks, etc.</p> <p>Students will be asked to cross the hurdles , pick and count 8 items of their choice and place them in the basket.</p> <p>As they collect, they will count aloud: “1, 2, 3, 4, 5, 6, 7, 8!”</p>	<p>Rainbow tracing on number 8</p> <p>The teacher will write a big bold number 8 on a chart paper and place it on the wall.</p> <p>One by one, students will come forward with different coloured crayons and trace over the number 8 on the chart.</p> <p>They will also paste 8 bindis or circles on it.</p> 	<p>Sparkling smile: Dental hygiene</p> <p>To promote good oral hygiene and build awareness from an early years, a parent who is a dentist will be invited as a guest speaker. He/she will interact with the students and explain in a fun and simple way:</p> <ul style="list-style-type: none"> • How to brush teeth properly • Why we should brush twice a day • What foods are good and bad for teeth • The importance of visiting a dentist regularly. <p>Session will include short question answers round.</p>

							<p>Students will be encouraged to share their brushing routine.</p> <p>Learning Outcomes:</p> <ul style="list-style-type: none">Understand the importance of dental hygieneLearn healthy brushing habits									
WEDNESDAY (20.8.25)	Free-Play (Settling Time)	Welcome	Our Domestic animal word wall	Worksheet	Hen and Chicks – Follow the Leader One student will take the role of the hen, while the rest will be the chicks. The chicks must carefully watch and copy the hen’s actions—such as walking, flapping wings, pecking the ground, and hopping. After short time, the teacher will change the leader so that each student gets a chance to be the hen.	Baa Baa White Sheep A sheep outline will be given to each child. Students will paste soft cotton on the body of the sheep to make it fluffy and white. Eyes, ears, and legs can be colored to complete the picture.	Clean and Gleam									
		Cleanliness Checkup	A "Word Wall" space will be created in the classroom using chart paper “Our Domestic Animal Word Wall”	Students will count and objects given on the worksheet and circle the correct number from the given options.This will encourage number recognition and counting accuracy.												
		Prayer & Group Singing	<p>The teacher will show a picture of the animal (e.g., cow, dog, cat, goat, hen)</p> <p>A bold word card with the beginning letter of animal’s name in uppercase.</p> <p>Word and picture will be displayed on the wall.</p> <p>The students will be encouraged to match the letter with the picture.</p>	<table><tr><td></td><td>1 2 3</td></tr><tr><td></td><td>5 3 1</td></tr><tr><td></td><td>1 2 4</td></tr><tr><td></td><td>4 3 2</td></tr><tr><td></td><td>3 5 2</td></tr><tr><td></td><td>2 1 3</td></tr></table> Revision of number 8 Students will practice air tracing of number 8, followed by guided tracing and writing of the number . The teacher will encourage counting real objects in groups of eight (such as crayons, blocks, or				1 2 3		5 3 1		1 2 4		4 3 2		3 5 2
	1 2 3															
	5 3 1															
	1 2 4															
	4 3 2															
	3 5 2															
	2 1 3															

			 <p>DOMESTIC ANIMALS</p> <p>Cow, Pig, Cat, Dog, Rabbit, Sheep, Deer, Chicken, Turkey, Duck, Bee, Dove, Horse, Goat, Donkey, Parrot</p> <p>www.esiforums.com</p>	<p>beads) to develop one-to-one correspondence and strengthen number sense.</p> 			
THURSDAY (21.8.25)	Free-Play (Settling Time)	<p>Welcome</p> <hr/> <p>Cleanliness Check Up</p> <hr/> <p>Prayer & Group Singing</p>	<p>Who am I?</p> <p>Students will engage in an exciting and interactive riddle game, where they will listen to clues, think critically, and guess the names of domestic animals —</p> <ul style="list-style-type: none"> I bark and wag my tail, I guard your house without fail. Who am I? I meow and like to nap, I chase mice and sit on your lap. Who am I? I give you milk, white and sweet, I chew my food with big wide teeth. Who am I? I lay eggs and say “cluck-cluck,” I roam around the yard and peck for luck. Who am I? <p>Learning Outcomes</p> <ul style="list-style-type: none"> Enhance listening and comprehension skills. 	<p>Rhyme session</p> <p>1 little cat is feeling fine, 2 white ducks are in a line. 3 brown cows say moo-moo, 4 cute dogs bark just for you! 5 fat hens go cluck-cluck, 6 pink pigs play in the muck. 7 goats run to the gate, Let’s all cheer – now comes 8!</p> <p>Revision of numbers</p> <p>The teacher will begin by revisiting numbers 1 to 8 using flashcards or board visuals.</p> <p>The teacher will guide students to observe the formation style of each. Students will be given to trace and write</p>	<p>Animal Walk Race</p> <p>Students will be divided into two groups. The first child from each group will wear an animal headgear or mask and walk like that animal (e.g., cow – slow walk, dog – playful trot, horse – gallop, hen – small hops) towards the finish line and back. Once they return, the next child in their group will continue the race. The group that finishes first wins.</p> 	<p>Clay Modelling – Numbers</p> <p>Students will be provided with colorful clay to shape and form any two numbers. The teacher will first demonstrate how to roll, twist, and press the clay to create the curves and lines of each number. Students will then create their own number models.</p> 	<p>Let’s Sort our waste</p> <p>Students will learn the difference between biodegradable (things that rot/go back to the earth) and non-biodegradable (things that do not rot) through a fun sorting game.</p> <p>The teacher will introduce two big bins or boxes labeled:</p> <ul style="list-style-type: none"> Green Bin – Biodegradable (like fruit peels, paper) Blue Bin – Non-Biodegradable (like plastic bottles, wrappers) <p>A set of real objects or cutouts (banana peel, newspaper, plastic spoon, chocolate wrapper, etc.) will be placed on a tray.</p> <p>One by one, students will come forward and choose an item and place it in the correct bin.</p>

			<ul style="list-style-type: none"> Build vocabulary related to domestic animals 	numbers 1 to 8 with crayons.			
FRIDAY (22.8.25)	Free-Play (Settling Time)	Welcome	Introduction of Letter “K” – K is for Kitten	Count and Connect	K object Treasure hunt	Animals spray painting	Role play: Grooming kit
		Cleanliness Check Up	The teacher will introduce uppercase K and the class will say the sound: “/k/ /k/ K!”	Students will be asked to move freely around the classroom.	A treasure hunt will be set up with different objects hidden around (both K and non-K words).	Students will participate in a creative spray painting activity using cut-out stencils of domestic animals (such as cow, dog, cat, goat, and horse). Each stencil will be placed on chart paper or drawing sheet, and students will use spray bottles filled with child-safe, diluted poster colors to spray paint around the stencil. When the stencil is removed, the silhouette of the animal will appear. This activity will combine fun, creativity, and recognition of domestic animals.	The teacher will begin by discussing the importance of personal hygiene and showing common grooming items like comb, Toothbrush, Soap, Towel, Nail Cutter, Hair Oil, etc.
		Prayer & Group Singing	<p>Students will be asked to trace the letter K in the air with their fingers.</p> <p>The teacher will show pictures of objects starting with K eg. Kangaroo, kitten, kite etc.</p> <p>Students will then do tracing of letter K using crayons.</p>	<p>The teacher will call out a number (e.g., “Make a group of 4!”).</p> <p>Students will quickly form groups with that number of classmates.</p> <p>If some students are left out or the group is too big, the teacher gently guides them to regroup correctly.</p>	<p>Students will be told: “Let’s find all the things that start with the sound of K!”</p> <p>As students find objects (like kite, key, kettle, kiwi, kitten), they’ll collect or point them out.</p> <p>Each correct “K” object will be placed in a Khel Pitara.</p>	 	<p>Students will come dressed as any one item from the grooming kit using simple props or costumes.</p> <p>During the role play, each child will come forward and say a short, clear sentence about the item they represent.</p>
							<p>Pledge on Cleanliness</p> <p>The teacher will ask all students to stand up together, place their right hand out and repeat the pledge line by line.</p> <p>मैं शपथ लेता/लेती हूँ कि</p> <p>मैं अपने घर/कार्यालय और आस पास के क्षेत्र को स्वच्छ रखूँगा/रखूँगी। मैं अपने घर/कार्यालय में गन्दगी नहीं करूँगा/करूँगी, और ना ही</p>

								<p>किसी को करने दूँगा/दूँगी।</p> <p>मैं कूड़ा - कचरा हमेशा डस्टबिन में ही डालूँगा/डालूँगी।</p> <p>मैं प्लास्टिक का उपयोग कम करूँगा/करूँगी और पुनः उपयोग में आने वाली वस्तुओं को अपनाऊँगा/अपनाऊँगी।</p> <p>स्वच्छ भारत, सुन्दर भारत, मेरी जिम्मेदारी है।</p> <p>मैं इस जिम्मेदारी को निभाने का हर संभव प्रयास करूँगा/करूँगी।</p> <p>जय हिन्द !"</p>