



1.	Title of activity	Vijay Kargil Diwas Class I and II- Poem Recitation Class III- Hero Badges Class IV- Slogan Writing Class V- Poster Making
2.	Class	Classroom Orientation- I-V
3.	Subjects involved	Social Science
4.	Facilitators	Ms. Rekha Rishi, Ms. Pratima Chadha, Ms. Shivani Kathpalia, Ms. Manjushree, Ms. Sakshi Mittal
5.	Brief description of the learning objectives, content of the activity and competencies acquired	<ul style="list-style-type: none"> • <u>Learning Objectives-</u> • <u>Cognitive learning objectives-</u> Learners will be able to: <ul style="list-style-type: none"> Recall the significance of Kargil Vijay Diwas and the bravery of Indian soldiers during the Kargil War. Identify key facts such as the date, location, and outcome of the Kargil War. Recognize and name awarded soldiers and war heroes of Kargil (e.g., Captain Vikram Batra, Lt. Manoj Pandey). Understand the values of courage, duty, patriotism, and sacrifice demonstrated by the Indian Army. Explain how the Indian Armed Forces protect the country and contribute to national unity and peace. Create artistic or literary expressions (badges, posters, poems, slogans) symbolizing the spirit of the Indian soldier. Reflect on the importance of national defence and gratitude towards our armed forces. <u>Socio-emotional objectives-</u> · Learners will develop a deep sense of gratitude and pride for the Indian soldiers and armed forces. Build empathy and emotional connection through creative expression (e.g., tribute badges, poetry, artwork). Learn to respect the sacrifices made by others for the safety and freedom of the nation. Cultivate collaborative values by working with peers and family members during the activity. Develop a sense of national identity and belonging through participation in school-wide patriotic observances. Feel confident while sharing their expressions and tributes in front of peers, parents, or judges. <u>Behavioral learning objectives-</u>




		<p>Students will:</p> <p>Participate actively and respectfully in all Kargil Vijay Diwas activities.</p> <p>Demonstrate creativity through poems, slogans, poster making, or badge designing.</p> <p>Present and share their ideas and tributes confidently during the event.</p> <p>Work cooperatively in groups or with family members to prepare materials.</p> <p>Exhibit discipline and proper etiquette during assemblies or patriotic observances.</p> <p>Show respect and appreciation for soldiers by giving thoughtful presentations or symbolic gestures (salutes, thank you notes, etc.).</p> <ul style="list-style-type: none"> • <u>Brief description of the activity-</u> <p>"Real heroes don't wear capes — they wear courage."</p> <p>On 25th July, ITL Public School solemnly observed Kargil Vijay Diwas to honour the unwavering bravery and sacrifice of the Indian Armed Forces. Students from Classes I to V paid heartfelt tributes to the Kargil heroes through a variety of meaningful and creative activities, demonstrating deep patriotism and emotional connection to the nation's history.</p> <p>The event witnessed enthusiastic participation from both students and parents, blending patriotism, creativity, and collaboration in a vibrant display of respect.</p> <p>Classes I and II: Our youngest patriots, draped in hues of the tricolour, recited stirring patriotic poems that resonated with pride, innocence, and love for the nation.</p> <p>Class III: Students designed thoughtful "Hero Badges", each dedicated to a Kargil hero. Adorned with names, heartfelt messages, and drawings, these badges were symbols of gratitude from young hearts.</p> <p>Class IV: With powerful messages like <i>"Our Flag Flies High Because of Our Soldiers,"</i> the students expressed their admiration through slogan writing, showcasing a budding sense of national pride.</p> <p>Class V: A vibrant poster-making activity allowed students to creatively depict the courage and sacrifice of Indian soldiers. Judged by parents, the event fostered strong school-home collaboration and brought the stories of the Kargil war to life through children's eyes.</p> <p>The day served not only as a tribute but also as a powerful learning experience, instilling in young learners the values of bravery, gratitude, and love for the motherland.</p>
6.	Time period of this activity	2 periods each class
7.	Evidences included	Videos, Photographs





1.	Title of activity	Vijay Kargil Diwas Class VI – Letters to our heroes – Gratitude wall for Kargil Vijay Diwas
2.	Class	Classroom Orientation-VI
3.	Subjects involved	Social Science
4.	Facilitators	Ms. Rekha Rishi, Ms. Sakshi, Ms. Khushboo
5.	Brief description of the learning objectives, content of the activity and competencies acquired	<p><u>Learning Objectives -</u></p> <p>Cognitive Learning Objectives</p> <ul style="list-style-type: none"> ● Recall key facts about the Kargil War and its national significance. ● Understand the importance of Kargil Vijay Diwas and the sacrifices of the armed forces. ● Identify notable heroes of the Kargil War and their acts of bravery. ● Interpret and express patriotic values such as courage, gratitude, sacrifice, and unity. ● Compose meaningful thank-you letters, poems, or short messages to Indian soldiers. ● Reflect on the role of the armed forces in maintaining peace and sovereignty. <p>Socio-Emotional Learning Objectives</p> <ul style="list-style-type: none"> ● Develop empathy and a deep sense of appreciation for the soldiers' sacrifices. ● Strengthen their emotional connection with the nation's defenders through expressive writing. ● Build self-esteem and confidence by sharing their written work publicly. ● Experience a sense of belonging and shared national identity. ● Engage in a collaborative spirit by working together to create the Gratitude Wall. <p>Behavioral Learning Objectives</p> <ul style="list-style-type: none"> ● Participate actively and respectfully in the Kargil Vijay Diwas observance. ● Display their creativity and emotions through handwritten letters, poems, and illustrations. ● Cooperate in setting up the Gratitude Wall as a collective tribute. ● Maintain discipline and reverence throughout the activity. ● Show respect and appreciation for soldiers through symbolic actions (salutes, verbal messages, etc.). <p>• Brief Description of the Activity</p> <p>“Letters to Our Heroes” – Gratitude Wall for Kargil Vijay Diwas</p> <p>On 25th July, ITL Public School paid homage to the valiant soldiers of the Kargil War through a deeply moving and interactive activity titled “Letters to Our</p>

		<p>Heroes.” This initiative aimed to evoke a strong emotional connection among learners while fostering their creativity and patriotism.</p> <p>Students from Class VI wrote heartfelt thank-you letters, short poems, and gratitude notes addressed to the brave soldiers who fought during the Kargil War. The writings were filled with admiration, blessings, and messages of pride, echoing the voices of a grateful generation.</p> <p>The activity saw eager involvement from students and enthusiastic support from parents and teachers, reinforcing the spirit of togetherness and patriotic reverence. It transformed the school corridor into a space of learning, expression, and homage.</p> <p>Through this initiative, the young minds not only honoured the heroes of Kargil but also learned to value the unseen efforts that safeguard their freedom. It was a beautiful reminder that patriotism begins in the heart—and sometimes, in a letter.</p>
6.	Time period of this activity	2 periods each class
7.	Evidences included	<p>Videos, Photographs</p>  

1.	Title of activity	Vijay Kargil Diwas Class VII – Badges of Honour-Design and Dedicate
2.	Class	Classroom Orientation-VII
3.	Subjects involved	Social Science
4.	Facilitators	Ms. Anita, Ms. Priyanka Thakur, Ms. Sakshi, Ms. Khushboo
5.	Brief description of the learning objectives, content of the activity and competencies acquired	<p>• Learning Objectives</p> <p>Cognitive Learning Objectives</p> <ul style="list-style-type: none"> ● Recall the significance of Kargil Vijay Diwas and the bravery of the Indian Armed Forces. ● Understand the values that define a soldier’s character—such as courage, compassion, leadership, and intelligence. ● Analyse how national symbols can be used to represent honour and pride. ● Apply creative thinking to design symbols of recognition and gratitude. ● Compose meaningful citations that explain the merit behind their designed badge or medal. <p>Socio-Emotional Learning Objectives</p> <ul style="list-style-type: none"> ● Develop a sense of pride and empathy for the sacrifices made by Indian soldiers. ● Connect emotionally with the stories of soldiers and reflect those values in symbolic forms. ● Collaborate with peers to exchange ideas, refine badge designs, and appreciate each other’s work. ● Gain confidence in presenting their work and speaking about values like patriotism and service. ● Cultivate a strong national identity and a grateful mindset toward the armed forces. <p>Behavioral Learning Objectives</p> <ul style="list-style-type: none"> ● Participate actively in the creation and presentation of honour badges. ● Demonstrate thoughtful creativity in naming, designing, and explaining the purpose of their medal. ● Display respectful and responsible behavior during the activity. ● Appreciate the contributions of soldiers by putting effort into their symbolic tributes. ● Share their finished badges with pride in class exhibitions or school displays. <p>• Brief Description of the Activity</p> <p>“Badges of Honour” – Design & Dedicate</p> <p><u>“Some heroes wear uniforms. Others wear the courage stitched into their hearts.”</u></p>

		<p>To celebrate the spirit of Kargil Vijay Diwas, Class VII students of ITL Public School engaged in a powerful creative activity titled “Badges of Honour – Design & Dedicate.” This initiative was aimed at nurturing a deep sense of respect, patriotism, and symbolic understanding of the sacrifices made by the Indian soldiers.</p> <p>Students were encouraged to design their own badges, honouring soldiers not just for bravery, but also for other invaluable qualities like compassion, intelligence, and leadership. Each badge was composed of three elements:</p> <ol style="list-style-type: none"> 1. A unique name for the medal (e.g., Veerta Chakra, Dil Se Sainik, Shaurya Jyoti), 2. A visually appealing design incorporating national symbols such as the lotus, Ashoka Chakra, tricolour, or the charkha, <p>This activity transformed the classroom into a hall of heroes, filled with vibrant symbols of gratitude, imagination, and heartfelt expressions. It allowed students to honour not only known Kargil heroes but also unsung soldiers, offering a personalised tribute.</p> <p>The activity not only promoted creative skills and expression but also anchored core civic values such as respect, duty, and national pride-making Kargil Vijay Diwas a meaningful and unforgettable experience.</p>
6.	Time period of this activity	2 periods each class
7.	Evidences included	<p>Videos, Photographs</p>   

1.	Title of activity	Vijay Kargil Diwas Class VIII - A postcard to a Kargil Hero
2.	Class	Classroom Orientation-VIII
3.	Subjects involved	Social Science
4.	Facilitators	Ms. Anita, Ms. Priyanka Thakur, Ms. Sakshi, Ms. Diviya
5.	Brief description of the learning objectives, content of the activity and competencies acquired	<p>• Learning Objectives</p> <p>Cognitive Learning Objectives</p> <ul style="list-style-type: none"> ● Recall key historical facts related to the Kargil War of 1999 (e.g., dates, location, outcome, notable battles). ● Understand the significance of Kargil Vijay Diwas in the context of India's military history. ● Identify the contributions of individual soldiers and regiments involved in the conflict. ● Connect historical events to personal expression through creative writing and artwork. ● Relate the concepts of national sovereignty, sacrifice, and military valor to civic values. <p>Socio-Emotional Learning Objectives</p> <ul style="list-style-type: none"> ● Cultivate empathy and gratitude by writing directly to a Kargil soldier (real or imagined). ● Strengthen emotional connection to national pride and identity. ● Express heartfelt emotions such as thankfulness, pride, and respect through written messages and visual design. ● Build self-confidence and emotional intelligence by reflecting on the human side of war and sacrifice. ● Appreciate the values of peace, bravery, and unity through patriotic representation. <p>Behavioral Learning Objectives</p> <ul style="list-style-type: none"> ● Actively participate in designing, writing, and decorating the postcard. ● Demonstrate responsible and respectful behavior in presenting their messages. ● Use appropriate symbols of patriotism and peace in visual decoration. ● Show thoughtful engagement by including accurate historical facts in their messages. ● Take pride in their creative work and share it confidently in class or during the Kargil Vijay Diwas display. <p>• Brief Description of the Activity</p> <p>“A Postcard to a Kargil Hero” – Letters of Pride from the Past</p> <p>“Your courage in the mountains gave India strength in its heart.”</p>

		<p>To mark the occasion of Kargil Vijay Diwas, students of Class VIII at ITL Public School participated in a meaningful and imaginative activity titled “A Postcard to a Kargil Hero.”</p> <p>Students were asked to step into the shoes of young citizens living in 1999 India, during the time of the Kargil War, and compose a postcard addressed to a brave soldier fighting on the front lines. This activity helped them connect historical understanding with personal, civic, and emotional expression.</p> <p>Each postcard included:</p> <ol style="list-style-type: none">1. A message of gratitude, encouragement, and respect, written as if to a real Kargil soldier.2. At least two authentic historical facts about the Kargil War—such as Operation Vijay, Tiger Hill, or the role of Param Vir Chakra awardees.3. A decorated front side featuring symbols of patriotism or peace, such as the Indian flag, National Emblem, or sketches of soldiers or battlefields. <p>The activity sparked both historical reflection and civic empathy, allowing students to explore what it means to honour the defenders of the nation—not just with facts, but with feelings and values.</p>
6.	Time period of this activity	2 periods each class
7.	Evidences included	<p>Videos, Photographs</p>  

1.	Title of activity	Vijay Kargil Diwas Class IX & X – Shapath Sutra
2.	Class	Classroom Orientation-IX & X
3.	Subjects involved	Social Science
4.	Facilitators	Ms.Nandini,Ms.Diviya,Ms.Priyanka T, Ms.Priyanka M Sharma
5.	Brief description of the learning objectives, content of the activity and competencies acquired	<p>• Learning Objectives</p> <p>Cognitive Learning Objectives</p> <ul style="list-style-type: none"> • Understand the significance of Kargil Vijay Diwas in the context of India's military history. • Identify the contributions of individual soldiers and regiments involved in the conflict. • Connect historical events to personal expression through creative writing and artwork. • Relate the concepts of national sovereignty, sacrifice, and military valor to civic values. <p>Socio-Emotional Learning Objectives</p> <ul style="list-style-type: none"> • Cultivate empathy and gratitude as they write a promise to serve their nation along with their bravehearts. • Strengthen emotional connection to national pride and identity. • Appreciate the values of peace, bravery, and unity through patriotic representation. <p>Behavioral Learning Objectives</p> <ul style="list-style-type: none"> • Actively participate in writing the pledge. • Demonstrate responsible and respectful behavior in presenting their pledges. • Take pride in their creative work and share it confidently in class or during the Kargil Vijay Diwas display. <p>• Brief Description of the Activity</p> <p>The Idea-It is the duty of soldier to protect his country, many of them lay their lives for the nation. To honour and acknowledge this great sacrifice by the armed forces, we as citizens need to attend least take a pledge about undertaking a duty (adhering to the philosophies and values underlined in the constitution) which can complement the sacrifice of the bravehearts.</p> <p>The activity-On the idea given, students were to write a pledge, of the way they can complement the sacrifices of the soldiers.Once written they were to make a Sutra (put it on threads or ribbons) and hang it on a suitable place in their class,thus making a <i>Shapath sutra</i>.</p>
6.	Time period of activity	Zero and First period1

7. Evidence

