

# Delhi Public School Knowledge Park – V

Greater Noida (West)

Date: August 04, 2025

DPSKP-V/2025-26/Circular/114

## CIRCULAR

Dear Students,

As part of the World Environment Day celebrations, our school is proud to participate in the “Ek Ped Maa Ke Naam 2.0” initiative. This campaign aims to strengthen our commitment to environmental conservation and foster a sense of responsibility towards nature.

Guidelines for Participation:

1. Plantation Activity:

- Plant a tree sapling near your residence, school premises, roadside, or any public space. (*Planting in pots is not permitted.*)
- Ensure the sapling is planted in the presence of your mother.


2. Placard with QR Code:

- Place a placard next to the sapling displaying a printed or hardcopy of a QR code.
- The QR code must provide details such as:
  - Plant's name
  - Care instructions
  - Ecological benefits
  - Your name and your mother's name

3. Documentation & Submission:

- Take a selfie during the plantation process.
- Upload the photograph on the official Eco Club link provided.
- Refer to the attached PDF for instructions on QR code generation and photo upload.

  
Principal







## Tree Plantation Drive under "Ek Ped Maa Ke Naam 2.0"

Dear Students,

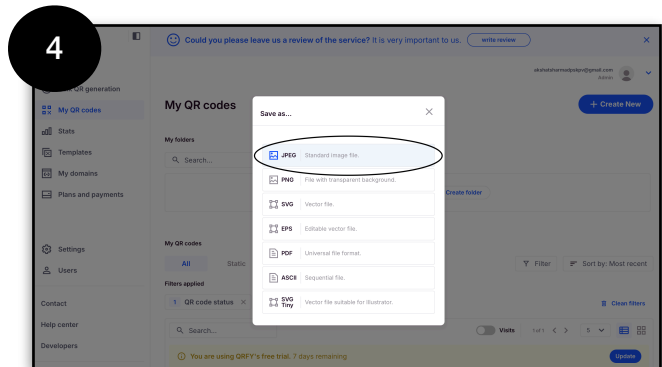
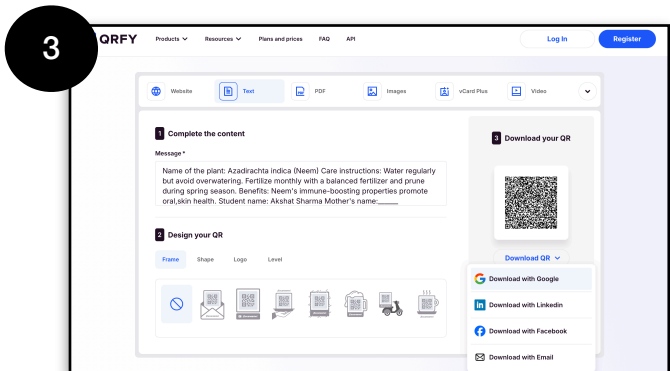
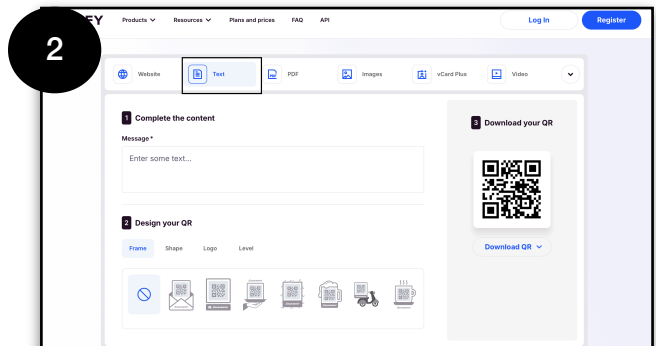
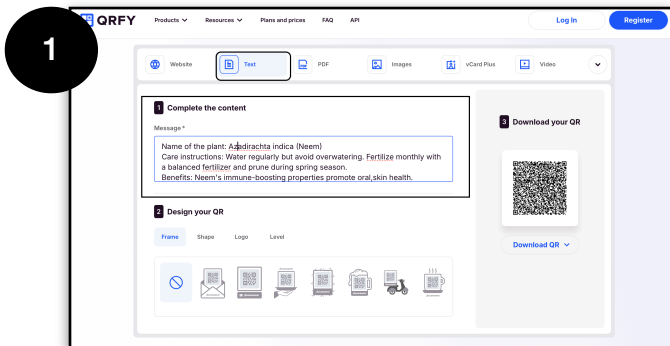
As part of World Environment Day celebrations, our school is participating in the "Ek Ped Maa Ke Naam 2.0" campaign.

The steps for participation are as follows-

-  Plant a tree sapling near your home / school / roadside / public space. **(Do not plant in a pot).**
-  The sapling should be planted with your mother.
-  Place a placard having a QR code next to the sapling This QR code should link to information such as the plant's name, care instructions, ecological benefits along with your name, your mother's name.
  -  For QR code generation, Click on the following link and then enter the aforementioned information.

<https://qrify.com/>

You can download and print the QR code after proceeding through the steps given in the following screenshots-



- Take a selfie having you, your mother, the placard and the planted sapling during plantation and upload it on the official Eco Club website:

Click here- <https://ecoclubs.education.gov.in/>

Click here to Go to Eco Clubs for Mission LIFE Landing Page

**Ek Ped Maa Ke Naam ॥ एक पेड़ माँ के नाम 2.0**

The essence of 'Ek Ped Maa Ke Naam' is a symbolic gesture—planting a tree in the name of one's mother. This simple act serves a dual purpose: honoring the role of mothers in nurturing life and contributing to the health of the planet. Trees are life-sustaining, and just like a mother, they provide sustenance, protection, and a future for the next generation. Through this initiative, participants not only create a lasting memory in the honour of their mother, but also are addressing the pressing need for environmental preservation.

**1.06 cr** Total Saplings Planted  
**5 L** Schools Participated  
**2.5 L** Notifications Uploaded

View Photo Gallery

Click here to play tutorial Video for Ek Ped Maa Ke Naam 2.0 initiative.

**JOIN THE MOVEMENT – EK PED MAA KE NAAM 2.0 PARTICIPATION FORM**

Student Name \* Mother's Name

Father's Name Class \* Age

Gender \* UDISE ID \*

Select Gender 1 Enter your school's UDISE ID

Upload image \* Choose File

Disclaimer: By submitting this form, you acknowledge that the information provided is accurate and give consent to use your image publicly.

UDISE validation pending.  
Image upload pending

Submit

- You need to fill the School's UDISE code while you upload it. UDISE CODE- 09100102907.
- Post uploading, WhatsApp the selfie to 8800438550.
- For any queries, contact your Eco Club In-charges-

Mr. Akshat Sharma- 8800438550  
Ms.Aparna Dhar. - 9822159760

NOTE: LAST DATE FOR SUBMISSION OF ENTRIES- 12-8-25

.....

Let's make a green difference together!

One Tree. One Bond. One Future.