








TIMETABLE (KINDERGARTEN)								
THEME: Animals- Pet Animals								
DAYS	8:00am-8:10am	8:10am-8:30am	8:30am-9:10am	9:10am-9:55am	9:55am-10:35am	10:35am-11:05am	11:05am-11:35am	11:35am-12:00noon
	Domains	Positive Habits	Language & Literacy Development	Numeracy	L U N C H B R E A K	Physical Development	Aesthetic Development	Socio-Emotional Development
MONDAY (4.7.25)	Free-Play (Settling Time)	Welcome Cleanliness Checkup Prayer & Group Singing	<u>General Discussion on Pet Animals</u> To develop the vocabulary, language skills and to encourage social interaction teacher will ask few questions related to pet animals. She will tell that pets bring so much joy and companionship to our lives. She will ask few questions related to pet animals: <ul style="list-style-type: none">Have you ever seen pet animals?Where do they live?Name some Pet animalsWhat are their babies called?How can we help animals? She will observe the participation and engagement of each student during circle time.	<u>Ice-Breaking Activity</u> Swing your hand like an elephant and say counting 1- 60 <u>Number Names: three and four</u> Teacher will tell the spelling of number three and four and will ask children ti repeat after her and then later they will write in their notebook.		<u>Rabbit Hopping and counting</u> Students will play backward hop scotch with hoping steps like rabbit. This will develop gross motor skills through physical movements.	<u>Fun with Clay</u> Let's get creative and learn about numbers. To recognize and write numbers using clay, develop fine motor skills and creativity. Teacher will give each student a ball of clay and a number card (0-9). She will demonstrate how to shape the clay into the corresponding number. Now she will ask students to shape and mold their clay into the number. She will encourage them to write the number on a piece of paper next to their clay creation.	<u>Story Session Belling The Cat</u> Stories play a vital role in kids' cognitive, emotional, and social development. Teacher will narrate a story Teacher will narrate the story 'Belling the Cat' and will explain the importance of being smart and courageous.



<p>TUESDAY 5.7.25)</p>	<p>Free- Play (Settling Time)</p>	<p>Welcome</p> <hr/> <p>Cleanliness Check Up</p> <hr/> <p>Prayer & Group Singing</p>	<p>Hindi Introduction of 'हिंदी व्यंजन ज'</p> <p>Teacher will make students revise vyanjan. After that she will sing vyanjan song to make students learn the vyanjan in a better way and in sequence.</p> <p>क कमाल है सुंदर फूल ख खाने में आए ना धूल ग गमले में डालो पानी घ घर की मम्मी है रानी</p> <p>Introducing vyanjan 'ज' student will begin by pronouncing the sound of 'ज'</p> <p>correctly. She will show the objects of vyanjan. She will use examples of familiar words that start with 'ज', such as जानवर, जंगल, जादू, जादूगर, जल, जेब, जैकेट</p> <p>She will provide opportunities for students to practice writing the letter 'ज' on their own, starting with tracing and moving to independent writing. Teacher will create a story that incorporates the letter 'ज' and its sound, making it more relatable and memorable.</p> <div data-bbox="640 1382 851 1493"> </div>	<p>Find and Count letter 'ज'</p> <p>Teacher will show picture of जानवर on E-board and ask students to count 'ज' written on spots of जानवर. This will improve their number skill in a fun way and recognition of letter 'ज'.</p> <div data-bbox="898 547 1106 783"> </div>		<p>चाल हमारी है निराली</p> <p>Teacher will tell students that today, we're going to explore how different animals walk. Can anyone tell me how humans walk? That's right! We walk on two legs. Animals walk on four legs, with their paws touches the ground. Teacher will tell students to walk like animal and guess the name. This explanation helps kids observe and appreciate the diverse ways animals move and adapt to their environments.</p> <div data-bbox="1243 651 1476 807"> </div>	<p>Origami Art</p> <p>Students will make a 'jumping frog' with an origami sheet.</p> <div data-bbox="1538 328 1771 549"> </div>	<p>मेरे घर के अंदर</p> <p>(जो जानवर आपके घर के अंदर रहते हैं उन पर गोला लगाइए)</p> <p>Teacher will tell students that today, we're going to talk about our furry friends who live with us at home. She will tell that our furry friends at home need our care and love. Let's be kind and responsible pet owners!" She will provide worksheet based on pet animals and tell them to circle all pet animals.</p> <div data-bbox="1809 708 2042 1024"> </div>
--	---	--	--	--	--	--	--	---

WEDNESDAY (6.7.25)	Free-Play (Settling Time)	Welcome Cleanliness Check Up Prayer & Group Singing	<p><u>English letter 'a'</u></p> <p>Teacher will make students revise phonic sounds of all letters. She will then introduce letter 'a' and show different objects that begin with letter 'a'. For e.g. ant, aquarium, angora Rabbit, alligator, apple, axe, etc. She will also explain the formation of letter 'a' in lower case with verbal clues</p>	<p><u>Join The Dots</u></p> <p>Teacher will ask the students to join alphabets in sequence to get pet animal.</p> 		<p><u>Boojho- to- Jaane</u></p> <p>Teacher will ask all students to close their eyes and one of the students will make some noise. She will ask to guess and imitate their friends name who make noise. She will tell now we're going on a wild adventure to explore the fascinating world of animal sounds! She will play sounds of different animals on E-board and students will identify the animals sound and will try to imitate.</p> 	<p><u>Shadow tracing- identification of animals</u></p> <p>In this activity, teachers will give children animal cutout, and the children will place them on a black sheet. Then, they will be given sand, which they will sprinkle over the animal shape using a sieve. After that, they will remove the shape, and the teacher will call the next child or they will invite their friend to guess which animal's shadow is left behind.</p>	<p><u>Animal and their Young Ones</u></p> <p>Teacher will ask students that- did you know that different animals have unique names for their babies? Students will learn about animals and their young ones through flashcards and how should we take care of them.</p> 
THURSDAY (7.7.25)	Free-Play (Settling Time)	Welcome Cleanliness Check Up Prayer & Group Singing	<p><u>Pep talk on Rakshabandhan</u></p> <p>Teacher will ask students about a special festival called Raksha Bandhan. She will ask students, what Raksha Bandhan means? That's right! It means 'Protection Bond' or 'Bond of Protection'. Raksha Bandhan is a day when sisters tie a special thread called a rakhi on their brothers' wrists. But why do they do this? Teacher will narrate a story: A long time ago, a queen named Rani Karnavati sent a rakhi to a king named Humayun, asking for his protection. And he kept his promise! Today, we celebrate Raksha Bandhan to</p>	<p><u>Number Ninjas</u></p> <p>Students have to count the number of legs of animals shown in the picture</p> <p><u>Counting 61 to 70</u></p> <p>Teacher will make students revise counting through actions. After that she will encourage to write counting in their notebook along with her.</p>		<p><u>Kokla Chapakki</u></p> <p>The Indigenous game is where students will act like the animal whose flashcard she/he has picked.</p> 	<p><u>Rakhi Making Activity</u></p> <p>Students will create eco friendly Rakhi for the one who help them and take care of them like plants, helpers, brothers, soldiers.</p>	<p><u>Animal Care</u></p> <p>The teacher will tell the children that to take care of pet animals, we need to:</p> <ol style="list-style-type: none"> 1. Provide healthy food: Feed them nutritious food daily. 2. Give them water: Provide fresh water every day to keep them hydrated. 3. Clean their living space: Clean their cages or living areas daily to keep them clean and healthy. 4. Take them to the vet: Regularly take them to the veterinarian for check-ups, vaccinations, and other medical care. 5. Show love and attention: Spend quality time with them, play with them, and give them love

			<p>remember the promise of protection and love between brothers and sisters. But it's not just about brothers and sisters. It's about showing love and care for each other.</p> 				<p>and attention to keep them happy and healthy.</p> <p>By teaching children these essential pet care habits, we can encourage them to develop a sense of responsibility and compassion towards animals.</p>
<p>FRIDAY (8.7.25)</p>	<p>Free- Play (Settling Time)</p>	<p>Welcome</p> <p>Cleanliness Check Up</p> <p>Prayer & Group Singing</p>	<p><u>Questions on Raksha Bandhan</u></p> <ul style="list-style-type: none">What is Raksha Bandhan?Why do sisters tie Rakhis on their brothers' wrists?When is Raksha Bandhan celebrated?Is there a story behind Raksha Bandhan? <p><u>Hindi Vyanjan 'घ'</u> Students will begin by pronouncing the sound of 'घ' correctly. She will show the the pictures of the objetsof vyanjan 'घ' घोड़ा, घुस (एक प्रकार का कुत्ता), घड़ियाल. She will provide opportunities for students to practice writing the letter 'घ' on their own, starting with tracing and moving to independent writing</p>	<p><u>Pet Friends: A Counting Quiz</u></p> <ul style="list-style-type: none">How many legs do chickens have ?How many spots does the cow in this picture have? How many horns do buffalo have?How many tails do horse have?	<p><u>चूहा दौड़ बिल्ली आई</u></p> <p>Teacher will make students sit in a circle, in which one child becomes a mouse and the other a cat and will catch each other.</p> 	<p><u>Tear And Paste Creation</u></p> <p>Students will draw their favourite pet animal in their scrap file and will will do tearing and pasting activity on that</p> 	<p><u>Music Session Animal Song</u></p> <p>Students will sing and enjoy animal songs while identifying the alphabet sounds.</p>