























| TIMETABLE ( NURSERY ) |                           |   |   |  |                       |   |   |   |
|-----------------------|---------------------------|---|---|--|-----------------------|---|---|---|
| THEME: PET ANIMALS    |                           |   |   |  |                       |   |   |   |
| DAYS                  | 8:00am-8:10am             | 8:10am-8:30am   | 8:30am-9:10am   | 9:10am-9:55am  | 9:55am-10:35am        | 10:35am-11:05am   | 11:05am-11:35am   | 11:35am-12:00noon   |
|                       | Domains->                 | Positive Habits   | Language & Literacy Development   | Numeracy   | L<br>U<br>N<br>C<br>H | Physical Development  | Aesthetic Development   | Socio-Emotional Development   |
| MONDAY (4.8.25)       | Free-Play (Settling Time) | <div>Welcome</div> <div>Cleanliness Checkup</div> <div>Prayer &amp; Group Singing</div> | <b>DISCUSSION ON- "My Favourite Pet"</b><br><br>The teacher will start the session by asking a few questions:<br>1. Which is your favourite pet?<br>2.What do you do with your pet?<br>3.What does your pet eat?<br>4. Why do you love your pet?<br><br><b>Revision of letter V,X,A ( WORKSHEET)</b><br> | <b>INTRODUCTION OF NUMBER 5</b><br><br>Students will practice tracing number 5 in the notebook.<br><br><br><br><b>RHYME TIME FIVE LITTLE PUPPIES</b><br><br> |                       | <b>PET SOUND &amp; ACTION TIME</b><br><br>This is a fun classroom game where one child will act or make the sound of a pet animal like barking ,hopping or flapping wings.<br>The rest of the class has to guess which pet animal their friend is pretending to be!<br><br> | <b>ACTIVITY: ROLL &amp; SHAPE YOUR PET</b><br><br>Children use play dough to make their favourite pet animal. It helps develop their fine motor skills and creativity.<br><br> | <b>STORY TIME</b><br><br><b>"Goldie the little fish"</b><br>Goldie was a tiny golden fish who lived in a big glass bowl. She had a shiny scales on her body and liked to blow bubbles all day,<br><br>But Goldie felt lonely ,no one talked to her. One day, a BOY named Aarav came near her bowl and said Hello Goldie! You look so pretty today! Goldie swam in circle -swish swish! She was excited!<br><br><b>MORAL-</b> Even quiet friends need love and care. |

|                             |                              |   |  |   |                       |  |  |  |
|-----------------------------|------------------------------|---|--|---|-----------------------|--|--|--|
|                             |                              |   |  |   | B<br>R<br>E<br>A<br>K |  |  | <p><b>Goldie the Little Fish</b></p> <p>Goldie was a tiny golden fish lived in a big glass bowl. She had shiny scales and like dolowing bubbles too.</p> <p>One day, a boy named Aarav came near her bowl and said, "Hello, Goldie! You look so pretty!"</p> <p>She gave him clean water, dropped some food and even sang song for him.</p> <p>"I swim little fishy, round and round,"<br/>You are safe and you are sound!</p> <p>Goldie was so happy! She flicked his tail and twirls with joy.</p> <p>Now every morning, Aarav will Goldie knows a friend.</p>    |
| <b>TUESDAY<br/>(5.7.25)</b> | Free-Play<br>(Settling Time) | <p>Welcome</p> <hr/> <p>Cleanliness Checkup</p> <hr/> <p>Prayer &amp; Group Singing</p> | <p><b>Matching Who's my baby?</b></p> <p>The teacher will introduce pet animals and their babies using flashcards, Each animal flashcard will be shown one by one and the teacher will say animal name such as "This is a dog". Then, the baby animal flashcard will be shown and teacher will tell "Its baby is called a puppy"</p> <p>Cat- Kitten<br/>Rabbit- bunny</p> <p><b>Rhyme Time<br/>Pet and its baby</b></p> <p>I have a cat ,soft and sweet<br/>Her tiny kitten loves to sleep<br/>Meow meow here and meow meow there<br/>Kitten purrs</p> | <p><b>REVISION OF 5</b></p> <p>Student will revise number 5 with the help of the picture and practice the formation of number 5.</p>  <p><b>Fun with Number 5</b></p> <p>Teacher will prepare a large cut out of the number 5 and draw 5 fluffy clouds on it. Each child will come and paste small circles, bindi or stickers inside the clouds. Each cloud will be filled with exactly 5 items. Once all five clouds are complete, the entire class will count together.</p> |                       | <p><b>YOGA</b></p> <p><b>Animal poses</b></p> <p>Dog pose – Hands and feet on the floor, hips up like a mountain.</p> <p>Cat pose- On hands and knees, arch your back up like a scared cat.</p> <p>Fish pose – Lie on your back, lift chest a little , arms beside.</p>  | <p><b>ACTIVITY<br/>RAINBOW FISH CRAFT</b></p> <p>Teacher will draw an outline of a fish in child's scrapbook. Children will then use cotton swabs dipped in colourful paint to print scales inside the fish's body.</p>  | <p><b>EMPATHY TALK<br/>Q&amp;A Style</b></p> <p>T- Do you think pets have feelings?</p> <p>T- How do pets feel when we hug or cuddle them?</p> <p>T- What if we forget to feed them?</p> <p>T- Don't you feel good when a friend smiles at you or help you?</p> <p>That's how pets and friends alike. They both feel happy when we care for them.</p> <div> <p><b>Empathy Talk</b></p> <p>Teacher: Do you think pets have feelings?<br/>Yes!<br/>Children: Aw do pets feel when we hug or cuddle them?<br/>Happy!<br/>Children: What if we forget to feed them?<br/>They feel sad or hungry!<br/>Teacher: How do you feel when a friend shares a toy with you?<br/>Happy!<br/>So if pets feel happy when we love them, and friends feel happy when we are kind...<br/>We should be kind to both!<br/>That's right! Kindness makes everyone feel good—pets and people too!</p> </div> |

|                                     |   |         |  |   |  |   |  |   |
|-------------------------------------|---|---------|--|---|--|---|--|---|
|                                     |   |         | without a care!<br>   |   |  |   |  |   |
| <b>WEDNESDAY</b><br><b>(6.7.25)</b> | Free-Play<br><br>(Settling<br><br>Time) | Welcome | <b>INTRODUCTION OF LETTER Y</b><br><br> <p>The teacher will prepare a Jadui pitara filled with pictures or some objects related to letter Y. Children will pick an item from Jadui pitara e.g Yarn ,yellow colour, yak. Items that do not start with 'Y' will be set aside.</p> <p>They will learn phonic sound of letter 'Y' along with the formation.</p> | <b>COUNTING FEATHERS REVISION OF Numbers 1,4,7,9,10,5</b><br><br><p>The teacher will draw a big bird without feathers on chart paper. She will call out specific numbers such as 1,4,9,5 one at a time and ask children to come forward and place the number of feathers on the bird. This group activity helps reinforce number recognition, counting skills and the concept of quantity, while also enhance fine motor skills .</p> |  | <b>GAME</b><br><b>Animal babies hunt</b><br><br><p>In this activity, two baskets will be placed at a distance from each other. One basket will contain flashcards of adult pet animals like dog ,cat, bird while the other will have flashcards of their babies such as puppy , kitten. Children will take turns picking a flashcard from the first basket, identifying the animal and then run towards the second basket to find and match the correct baby. This game encourages physical movement, sharpens memory and reinforces the concept of parent and baby animal.</p> | <b>Pet Animals Headgear</b><br><br><b>Material required</b><br>1.Pre-cut animal headgear<br>2.Colours<br>3. cotton balls<br><br><p>Teacher will give pre-cut headgears to children. They will colour their mask with crayons. With the teacher's help, they will paste cotton to make the headgears look furry.</p> <p>This activity will encourage creativity and self expressions. It promotes sensory exploration by using texture like cotton.</p> | <b>Puppet show</b><br><br><b>Friends who share, friends who care</b><br><br><p>Characters :-<br/>         Bunny- Rabbit<br/>         Tommy -DOG<br/>         Kitty – Cat</p> <p>Bunny loves his red ball and doesn't want to share it with Tommy which makes Tommy feel sad. Kitty helps Bunny understand how it feels when others don't share. Bunny realizes his mistake, says sorry and invites Tommy to play. They all have fun together while learning "sharing is caring"</p> |

|                              |                                  |  |  |  |  |  |   |  |
|------------------------------|----------------------------------|--|--|--|--|--|---|--|
|                              |                                  |  |  |    |  |   |    |   |
| <b>THURSDAY<br/>(7.7.25)</b> | Free-Play<br><br>(Settling Time) | <p>Welcome</p> <p>Cleanliness Check Up</p> <p>Prayer &amp; Group Singing</p> | <p><b>RHYMES TIME<br/>Raksha Bandhan Special</b></p> <p>I have a brother, kind and true, He always says, "I care for you!"<br/>On Rakhi day, I tie a thread, With love and joy, it's gently spread. He gives me sweets, a warm surprise, With shining love in his bright eyes. We laugh, we hug, we smile so wide, Together always, side by side. This Raksha Bandhan, we both say, We'll protect each other every day!"</p> | <p><b>Y Object Treasure Hunt</b></p> <p>Teacher will secretly hide objects or pictures that start with letter Y, such as yellow colour ,yo-yo , yoga.To begin the hunt, the teacher will open jadui pitara and say, "lets find all the Y things hiding in our classroom. Children will then search around the classroom for the hidden items and place them in Jadui pitara. Once they'll collect all the items they will count them together.</p> |  | <p><b>Freeze and Dance<br/>Pet Animal Style</b></p> <p>In this game, children dance freely while music plays and when the music stops, the teacher calls out the name of a pet animal such as turtle, rabbit. The children must then freeze and pose like that animal. Pretending to stretch like a cat or flap their arms like a bird. This playful activity helps in developing listening skills , body coordination and creativity.</p> | <p><b>My Sparkling Rakhi Art</b></p> <p>Children will create their own rakhis using free hand drawing.Each child will be guided to draw large circle in the center of the page to represent the Rakhi. Around the circle they can draw dots or wave. They can decorate it with glitters ,stickers or bindis.</p>  | <p><b>STORY TIME<br/>Mini's Rakhi Surprise</b></p> <p>This story is about a Mini who loved her big brother, Raj.He helped her tie her shoelaces and shared his toys. On Raksha banshan Mini made a tiny rakhi with a smaily face. She tied it on Raj's wrist and said Happy Raksha Bnadhan!</p> <p>Moral: Brothers and sisters are best friends forever!</p>  |

|                            |                                  |  |   |  |  |   |   |   |
|----------------------------|----------------------------------|--|---|--|--|---|---|---|
|                            |                                  |  | <p><b>Raksha Bandhan Rhyme</b></p> <p>I have a brother, kind and true,<br/>He always says, "I care for you!"<br/>On Rakhi day, I tie a thread,<br/>With love and joy, it's gently spread.</p> <p>He gives me sweets, a warm surprise,<br/>With shining love in his bright eyes.<br/>We laugh, we hug, we smile so wide,<br/>Together always, side by side.</p> <p>This Raksha Bandhan, we both say,<br/>"We'll protect each other every day!"</p>  |   |  |   |   |   |
|                            |                                  |  | <p><b>Revision of letter Y</b></p> <p>Student will practice tracing of letter 'Y' with its phonic sound.</p>  |  |  |   |   |   |
| <b>FRIDAY<br/>(8.7.25)</b> | Free-Play<br><br>(Settling Time) | <p>Welcome</p> <p>Cleanliness Check Up</p> <p>Prayer &amp; Group Singing</p> | <p><b>RAKSHA BANDHAN QUESTIONNAIRE</b></p> <p>*Why do we celebrate Rakhi?<br/>* Who ties the rakhi, brother or sister?<br/>* what does a brother give in return?<br/>* What do you like most about Raksha Bandhan?</p> <p><b>MUSIC SESSION</b></p> <p>Rakhi aayi, rakhi aayi ,khushiyon ki saugat<br/>laayi.bhai behen ka pyar badhaye, har dil mein Khushi chhayi.<br/>Mithi mithi cheezein laayi, pyari pyari baatein</p>   | <p><b>INTRODUCTION NUMBER 6</b></p> <p>Students will trace Number 6</p>  <p><b>Rakhi Thali Memory Game</b></p> <p>The teacher prepares Rakhi thali containing 6 traditional items such as rakhi ,diya ,roli – chawal</p> |  | <p><b>Animal Race</b></p> <p>In this game children are encouraged to pretend like different pet animals like dog, cat, rabbit and asked to move like those animals towards a finishing line. For example they may hop like rabbit. This activity promotes gross motor development , balance and coordination.</p> | <p><b>Potato Stamping</b></p> <p>Children will use potato stamps to create colourful parrots. Once the paint dries children will paste eyes and beaks .</p> <p>This activity enhances fine motor skills , promotes teamwork and sharing and boost creativity and imagination.</p> | <p><b>Celebration Of Rakhi</b></p> <p>Children will tie rakhis to their friends symbolizing love, care and friendship. They will exchange handmade Rakhis with their classmates .</p> <p>It will promote emotional development, fosters social skills &amp; cultural awareness.</p>  <p>CELEBRATING RAKSHA BANDHAN</p> |

|  |  |  |   |  |  |  |  |  |
|--|--|--|---|--|--|--|--|--|
|  |  |  | <p>laayi. Bhaiya bola, tu<br/>sabse pyaari, behen boli<br/>meri duniya saari!</p>  | <p>,sweets ,coin, dry fruits.<br/>The thali will be shown to<br/>children for a few second<br/>&amp; allowing them to<br/>observe it carefully. The<br/>class will be divided in 4<br/>teams and each team<br/>takes turns trying to<br/>recall and name all the 6<br/>items they saw on the<br/>thali.</p> <p>This activity will develop<br/>memory and attention to<br/>details.</p> <p><b>Rakhi Thali<br/>Memory Game</b></p> <p>The teacher will show a Rakhi thali<br/>with 6 items to the children for a few<br/>seconds. Then, each team will try to<br/>remember all the items.</p>  |  | <p><b>ANIMAL RACE</b></p> <p>Assign each child an<br/>animal to be.<br/>Let them race<br/>to the finish!</p> <p>Hop like a bunny</p> <p>Do big jumps<br/>like a frog</p> <p>Stomp like<br/>an elephant</p>  | <p><b>Parrot Craft</b></p>  |  |
|--|--|--|---|--|--|--|--|--|