






TIME TABLE (KINDERGARTEN)								
THEME: RAINY SEASON								
DAYS	8:00am-8:10am	8:10am-8:40am	8:40am-9:10am	9:10am-9:55am	9:55am-10:35am	10:35am-11:05am	11:05am-11:35am	11:35am-12:00 noon
	Domains	Positive Habits	Language & Literacy Development	Numeracy	LUNCH BREAK	Physical Development	Aesthetic Development	Socio-Emotional Development
MONDAY (28.7.25)	Free-Play (Settling Time)	Welcome  Cleanlines Checkup  Prayer & Group Singing	<b>LEARNING KASHMIRI GREETING</b> Students will learn a few greetings of Kashmir 1. Hello: नमस्ते (Namaste) - 'Assalamu alaikum' in Kashmiri 2. Good morning: 'Sabar karukh' in Kashmiri language. <b>INTRODUCTION</b> To introduce letter 'g', the teacher will encourage the students to name things that start with sound of 'g' i.e 'ग', then she will tell them that gum boots that we wear during rainy season starts with letter 'g'. She will also name other objects that starts with 'g' like grasshopper, grass, gorilla, glass, gift, grandparents.  <b>ACTIVITY: "G" Hunt with Toys</b>  <b>Materials:</b> Basket of small toys or classroom objects. <b>Activity:</b>  Teacher will put different things in a box and will ask children to find out items that begin with g like goat, grapes (plastic or pic), gorilla, guitar (toy), gift, etc. Then, she will ask	<b>MEASURE THE RAIN (PRETEND PLAY)</b>  This activity will be taken up on any day between Monday-Friday as when it rains. On rainy day, the teacher will keep transparent jars in a corner on the school ground. As there will be significant amount of water in the jars, teacher will show those jars to children and ask them 'Which jar has more/less rain'?		<b>RAINY DAY AEROBICS SEASON</b> The teacher will organize aerobics sessions with moves inspired by the monsoon (e.g., splashing movements for rain, jumping over puddles), and will encourage kids to get moving with energetic exercises like jogging in place, jumping jacks, and dancing to rain-themed music.	<b>ACTIVITY NAME: DECORATE YOUR UMBRELLA!</b> (Tissue paper umbrella) The students will be given a worksheet where they have to colour and decorate the umbrella.  <b>Materials Needed:</b> <ul style="list-style-type: none"> <li>Printable umbrella outline (see below)</li> <li>Blue paint / cotton / blue tissue paper</li> <li>Glue stick</li> <li>Glitter or sequins (optional)</li> </ul> <b>NATURE CONSERVATION DAY</b>	<b>RAINY DAY MINDFULNESS MOMENT</b>  <b>Activity:</b> The teacher will play soft rain sounds. She will then ask children to sit quietly, close their eyes, and take deep breaths.  <b>Goal:</b> The students will learn calm-down techniques and body awareness.  <b>Discussion Prompt :</b> 1. How you have felt when you listen to the raindrops? 2. Have you ever pause and felt the cool breeze on a rainy day?



			<p>them to sort the objects and keep them in a different basket.</p> <p>(Say each word aloud emphasizing the /g/ sound)</p>			<p><b>ACTIVITIES:</b></p> <p>1. My Mini Garden Tray Objective: The teacher will give children a hands-on feel for gardening. Materials: Seedlings, small tray with soil, stones, etc. How to Do:</p> <p>Each child will make a mini garden tray with plants, pebbles, labels.</p> <p>They will observe it daily and water it.</p> <p>2.Trash or Treasure Sorting Game Objective: The teacher will make students understand the difference between waste and reusable items. Materials Needed:</p> <p>Real or toy items (paper, banana peel, plastic bottle, toy parts, cloth, wrappers, etc.)</p> <p>Two baskets labeled: Trash and Treasure</p>	
	Free-Play (Settling	Welcome Cleanlines s Checkup	<p><b>(REVISION OF KASHMIRI GREETING</b> Students will learn a few greetings of Kashmir</p>	<p><b>WORKSHEET</b> Students will join the dots(1-17)to complete</p>		<p><b>SHIKARA BOAT RACE</b> The Shikara boat race is a fun and engaging</p>	<p><b>MAKE A MINI “JAMMU VILLAGE MARKET”</b></p>



			 <p><b>DISCUSSION ON 'FRIENDSHIP DAY'</b></p> <p>The teacher will lead a discussion on Friendship Day, exploring its significance and encouraging students to reflect on the role of friends in their lives. e.g.,</p> <ol style="list-style-type: none"> <li>1. Who is your true friend in the class?</li> <li>2. What all activities we do with friends?</li> </ol> 	<p>"If I eat this one apple, Meera will be sad." 😞</p> <p>So Avi had a great idea! He went to the fruit basket near the tree and found another apple!</p> <p>He smiled and said, "Now I have T-W-O, two apples – one for me and one for Meera!" 🍏🍏</p> <p>The two friends sat down and enjoyed their apples together. They laughed, shared, and learned:</p> <p>✦ "O-N-E, one apple is not enough to share." ✦ "T-W-O, two apples make two friends happy!"</p> <p>INTRODUCTION OF NUMBER NAMES 1 &amp; 2</p> <p>After the number story session, the teacher will instruct them to practice it in the notebook.</p>			
<b>THURSDAY</b>	Free-Play (Settling)	Prayer & Group Singing	<p><b>LEARNING KASHMIRI FAMILY TERMS</b></p> <p>Students will learn Kashmiri family terms.</p>	<p><b>COUNT WITH A-H</b></p> <p>In this engaging and exploratory</p>	<p><b>RAINDROP YOGA</b></p> <p>Students will participate in a yoga</p>	<p><b>J&amp;K-THEMED COLLAGE</b></p>	<p><b>RAIN WATER HARVESTING</b></p> <p>Teacher will</p>

(31.7.25)	Time)	Cleanlines s Checkup	1. Father: "Mole" (मोल) 2. Mother: "Mal" (माल) 3. Brother: "Bruh" (ब्रुह) or "Bhai" (भाई) 4. Sister: "Bahan" (बहन) or "Suru" isn't common "Bahan" is used more 5. Grandfather: "Nana" (नाना) or "Bab" (बाब) 6. Grandmother: "Nani" (नानी) or "Dadi" (दादी)	numeracy activity, teacher will transform the classroom into a fun-filled discovery zone where little learners will become 'a-h detectives' (small/ capital letters). Cutouts of big letter (a-h) will be hidden around, in the room. Students will be given a number card, and their mission will be to search the room and find the flashcard and match the number they've been given with it.	session which will invite them to imagine themselves as a part of a rainy day scene— while stretching like clouds, dripping like raindrops, and jumping over puddles! They will perform different yoga poses like - ☁️ <b>Cloud Pose</b> 💧 <b>Raindrop Pose</b> ☂️ <b>Umbrella Stretch</b> 🐸 <b>Frog Jump</b> 🌈 <b>Rainbow Reach</b>	The teacher will make a class collage of J & K. the students will be given a white chart paper with an outline of J& k on Map. Then, the students will paste cut-out pictures of J&K's famous landmarks, food, or cultural symbols and will create a collage.	introduce students to the concept of rainwater harvesting as a simple yet impactful way to care for the Earth. Using real-life examples and simple demonstrations, like collecting rainwater in a barrel or container to water plants, creating a garden that collects and filters rainwater, using collected rainwater to water plants in the classroom or school garden etc., will help them grasp how collecting rainwater reduces water wastage, replenishes groundwater, and supports eco-friendly practices.
		Prayer & Group Singing	<b>REVISION OF LETTERS</b> (a-h) Students will revise letters (a-h) and do sequence writing in their notebook.				
FRIDAY (1.8.25)	Free-Play (Settling Time)	Welcome	<b>RECAPITULATION OF KASHMIRI FAMILY TERMS &amp; GREETING</b> Students will revise family terms and greetings: 1. Father: "Mole" (मोल) 2. Mother: "Mal" (माल) 3. Brother: "Bruh" (ब्रुह) or "Bhai" (भाई)	<b>SEE AND COUNT (PICTURE READING)</b> The teacher will show students a picture of rainy day relating it with real-life scenario. Then, she will ask questions: - "How many umbrellas do you	<b>PASSING THE PARCEL</b> Children will sit in a circle and take turns passing around various objects. When the music stops or the teacher signals, the child holding the object will identify it and say a few words	<b>TRADITIONAL JAMMU &amp; KASHMIR DANCE</b> The teacher will make the whole class practice a few folk dance forms of J & K. Here are some traditional folk dances of Jammu and Kashmir: <b>1. Rouf</b> - A traditional folk	<b>STORIES OF RICH HERITAGE AND CULTURE OF J &amp; K</b> Students will listen to the richness of J&K and the love their people have. The teacher will also tell the historical story of J & K through story
		Cleanlines s Checkup					
		Prayer & Group Singing					

4. Sister: "Bahan" (बहन) or "Suru" isn't common "Bahan" is used more
5. Grandfather: "Nana" (नाना) or "Bab" (बाब)
6. Grandmother: "Nani" (नानी) or "Dadi" (दादी)

### GREETINGS

1. Hello: नमस्ते (Namaste) – 'Assalamu alaikum'
2. Good morning: सुप्रभात (Suprabhat) - 'Sabar karukh'.

### RECAPITULATION 'Rainy Season'

- \*Which is your favorite rainy season activity?
- \*Name the foods that you enjoy in the rainy season.
- \*What are the games you play in water?
- \*What do you like to draw or paint that reminds you of rain?

### Introduction of Vyanjan 'फ'

Students will learn to recognize and explore words 'फ'

फल (fruit), फालसा, फूल (flower), फावड़ा (shovel), फैन (fan), फिल्म (film), फर्नीचर (furniture), फव्वारा (fountain), फर्श (floor), फाइल (file), और फरिश्ता (angel)

ACTIVITY: Students will be given purple chart paper and teacher will instruct them to make small balls like फालसा and paste them inside a basket that they all draw in their scrap files. (They will then decorate the basket by colouring them).

see?"

- What you all see in the sky during rain?
- Count the umbrellas, puddles, butterfly etc.



about it—such as its name, color, shape, or use. This activity promotes vocabulary development, observation skills, turn-taking, and confidence in speaking

dance performed by Kashmiri women.  
- Characterized by graceful movements and rhythmic clapping.  
**2. Dumhal**  
- A traditional dance performed by the Wattal tribe in Jammu and Kashmir.  
- Characterized by energetic movements and traditional attire.

narration.

