



TIME TABLE (NURSERY)

THEME: RAINY SEASON


STATE : JAMMU & KASHMIR

DAYS	8:00am-8:10am	8:10am-8:30am	8:30am-9:10am	9:10am-9:55am	9:55am-10:35am	10:35am-11:05am	11:05am-11:35am	11:35am-12:00noon
	Domains->	Positive Habits	Language & Literacy Development	Numeracy		Physical Development	Aesthetic Development	Socio-Emotional Development
MONDAY (28.7.25)	Free-Play (Settling Time)	Welcome Cleanliness Checkup Prayer & Group Singing	World Nature Conservation Day Teacher will explain students how to take care of our planet — like keeping it clean, helping plants grow, and making sure animals stay safe. During circle time, she will discuss with them : <ul style="list-style-type: none"> the importance of plants & trees how to throw away the garbage the right way saving water and turning off lights when we don't need them 	Sorting Game: Trash & Treasure Material Needed : Real or toy items (paper, banana peel, plastic bottle, toy parts, cloth, wrappers etc.), two labeled baskets – Trash & Treasure Teacher will help students understand and identify waste and reusable items. And then, she would ask them to sort the items in 2 different baskets.	F R U I T &	Kashmiri Folk Dance A Kashmiri folk dance will be performed by students which will be more than just a cultural showcase—it will be a vibrant celebration of tradition, rhythm, and youthful energy. 	My Mini Garden Tray Teacher will give students a hands-on feel for gardening. Materials: Seedlings, small tray with soil, stones etc. How to Do: Each child will make a mini garden tray with plants and pebbles. They will observe it daily and water it.	Discussion : How to help street animals and birds during rain? <ol style="list-style-type: none"> 1. Provide shelter to animals near your house. 2. Give them dry clothes for sitting or lying. 3. Help them by providing food during rain.

			<p>Revision of letter 'A'</p> <p>Students will revise letter 'A' by practicing its phonic sound, related objects and the formation of letter 'A'</p> 		<p>L U N C H</p> <p>B R E A K</p>			
TUESDAY (29.7.25)	Free-Play (Settling Time)	<p>Welcome</p> <hr/> <p>Cleanliness Checkup</p>	<p>Circle Time:</p> <p>'Recognize the Sound'</p> <p>Teacher will play different sounds like</p>	<p>Introduction of NO. 3</p> <p>Sort & Count</p> <p>Students will</p>		<p>Puddle Jump Race</p> <p>Teacher will create artificial puddles using mats or blue sheets. Students will jump from</p>	<p>Thumb Printing</p> <p>Students will do 3 thumb printings for creating 3 different objects on the</p>	<p>Rainy Day Feelings</p> <p>Teacher will first discuss how rainy days make them feel (e.g. happy, sad, excited). Students</p>

		Prayer & Group Singing	<p>sound of rain, thunderstorm and a splash of water. The students will recognize the sounds. It will enhance auditory skills and seasonal awareness.</p> <p>After each sound, teacher will pause and ask students:</p> <ul style="list-style-type: none"> • <i>"Can you make the sounds that you heard?"</i> • <i>"Have you heard that sound before?"</i> <p>Students will also learn some words in the language of Jammu & Kashmir like "बरखा" for rain, "बिजली पौना" for lightning, "गरजने लगी" for thunderstorm etc.</p>	<p>identify, count, and group objects related to the rainy season.</p> <p>They will find pictures or objects related to the rainy season (e.g. umbrella, raincoat, rain boots etc.), count the objects and group them into sets of three.</p> <p>Students will then practice tracing number 3 in the notebook.</p>		<p>one puddle to the other. They will aim to reach the finish line by jumping on puddles.</p>	<p>same, related to rainy season.</p>	<p>will then share their favorite rainy day activities. Teacher will also encourage students to consider how others might feel on rainy days.</p>
--	--	------------------------	--	--	--	---	---------------------------------------	---

WEDNESDAY (30.7.25)	Free-Play (Settling Time)	Welcome Cleanliness Checkup Prayer & Group Singing	Rainy Season Food Teacher will discuss what the students like to eat during the rainy season. She will encourage students to learn what they're called in the languages spoken in Jammu and Kashmir, like "Dogri or Kashmiri" Eg. Pakoras – Pakode Corn – Makay	Rainy Day Puzzle Count Students will practice number recognition, counting, and matching skills using rainy season-themed puzzle pieces. Its a playful way for young learners to connect counting with visuals inspired by the rainy season. REVISION OF NO.3 Students will practice tracing number 3.		Frog Race Students will hop like a frog and will collect cutouts of rainy season objects like umbrella, raincoat, etc. one by one, kept in a ring and will move forward carrying the same. It will encourage physical movement through hopping and introduce students to rainy season items in a playful way. It will develop observation, memory, and turn-taking skills.	Make a Rain Cloud (A Hands-on Weather Experiment) In this fascinating science activity, students will observe how rain clouds form in the sky. Using clear water, fluffy shaving foam, and a few drops of blue paint, the teacher will demonstrate the magic of clouds gathering moisture.	Video on: 'Importance of rainwater for plants' Why Do Plants Love Rain? <ol style="list-style-type: none"> 1. Rain Is a Drink for Plants! Just like you drink water when you're thirsty, plants drink rainwater through their roots. 2. Rain Helps Plants Grow Big and Strong When plants get rain, their leaves get greener, and their flowers bloom happily. 3. Rain Makes the Soil Soft Rainwater goes into the ground and keeps the soil moist so roots can stretch easily
--------------------------------	---------------------------------	--	---	---	--	---	--	---

THURSDAY (31.7.25)	Free-Play (Settling Time)	Welcome	Friendship Rhyme	Count with X		Raindrop Yoga	Chinar Leaf Collage	Rain Water Harvesting
		Cleanliness Check Up	"Friends, friends, everywhere, Playing together, showing we care. Sharing toys and laughter too, Friends are special, that's what we do."	In this engaging and exploratory numeracy activity, teacher will transform the classroom into a fun-filled discovery zone where little learners will become 'X detectives'. Cutouts of big letter Xs will be hidden around, in the room. Students will be given a number card, and their mission will be to search the room and find the X flashcard and match the number they've been given with it.		Students will participate in a yoga session which will invite them to imagine themselves as a part of a rainy day scene— while stretching like clouds, dripping like raindrops, and jumping over puddles! They will perform different yoga poses like - ☁️ Cloud Pose 💧 Raindrop Pose ☂️ Umbrella Stretch 🐸 Frog Jump 🌈 Rainbow Reach	The Chinar leaf is iconic in Kashmiri art. Teacher will provide leaf-shaped cutouts. Students will decorate them with colored paper bits, sequins, or sand and will display them as a "Kashmir Tree" on the classroom wall. 	Teacher will introduce students to the concept of rainwater harvesting as a simple yet impactful way to care for the Earth. Using real-life examples and simple demonstrations, like Collecting rainwater in a barrel or container to water plants, creating a garden that collects and filters rainwater, using collected rainwater to water plants in the classroom or school garden etc., will help them grasp how collecting rainwater reduces water wastage, replenishes groundwater, and supports eco-friendly practices.
FRIDAY (1.8.25)	Free-Play (Settling Time)	Welcome	Rhyme Session	Picture Reading		Bucket Balance Walk	International Friendship Day	Role Play: 'Let's go shopping'
		Cleanliness Checkup	Drip Drop Rain Drip drop, drip drop, The rain is falling down. Drip drop, drip drop, Splashing all around! Put on your raincoat, boots, and hat, Jump in	Teacher will show picture of rainy day and ask few questions: 1. What's happening in the picture? 2. What are the children doing, and		In this lively activity, students will embark on a playful challenge: walking carefully along a zig-zag path while balancing small buckets half-filled with water. As they tiptoe, step, and focus, children will	Activity :My Friend Wears a Smile - Mirror Drawing Materials: A4 sheet, crayons, smiley stickers. Each child draws a	In this imaginative and interactive classroom activity, students will step into the shoes of customers and shopkeepers as they explore the world of rainy season essentials.

			puddles—splat, splat, splat!	how many children are there?		develop core strength, coordination, and body awareness—all while having fun!	smiling picture of their friend.	Divided into small groups, children will take turns engaging in role-play where they will pretend to shop for items like umbrellas, raincoats, gumboots, and more. As they interact, students will practice important social skills such as communication, turn-taking, and polite conversation.
		Prayer & Group Singing	Revision of letter 'X' Students will revise letter 'X' its phonic sound and related objects. and practice the formation of letter 'X'	3. What colors do you see? 4. How does the picture make you feel?			Teacher will Write on each sheet : "This is my friend ____ (name) because he/she makes me smile!" Let them gift it to each other.	