























## TIMETABLE ( KINDERGARTEN )

### THEME: RAINY SEASON






DAYS	8:00am-8:10am	8:10am-8:30am	8:30am-9:10am	9:10am-9:55am	9:55am-10:35am	10:35am-11:05am	11:05am-11:35am	11:35am-12:00noon
	<b>Domains→</b>	<b>Positive Habits</b>	<b>Language &amp; Literacy Development</b>	<b>Numeracy</b>		<b>Physical Development</b>	<b>Aesthetic Development</b>	<b>Socio-Emotional Development</b>
<b>MONDAY (21.7.25)</b>			<b>INTRODUCTION OF LETTER 'B'</b>  <p>The teacher introduces the letter "B" by showcasing concrete objects, such as a ball, butterfly or balloon, to help students connect the letter to real-life examples. Through this interactive approach, students learn to recognize the letter "B" and its phonetic sound. The teacher recaps the sound with the students, ensuring they understand the correct pronunciation.</p> <p style="text-align: center;"><b>CELEBRATION OF KASHMIR</b></p> <p>Kashmir is a beautiful place with many exciting festivals!</p>	<b>PICK AND MATCH</b>  <p>In this engaging activity, students choose an alphabet card and then find the matching alphabet on a rainbow-themed mat. For example, match "B" with "B", and "T" with "T". This interactive exercise helps develop:</p> <ol style="list-style-type: none"> <li>Alphabet recognition skills</li> <li>Fine motor skills</li> <li>Hand-eye coordination</li> </ol>	<b>L U N C H</b>	<b>RAINY DAY SCAVENGER HUNT</b>  <p>Students, let's turn the classroom into a playful discovery zone with a Rainy Day Scavenger Hunt! In this exciting activity, students will go on a hunt to find rain-themed items hidden around the classroom. Before starting, the teacher will set the scene by talking about rainy days—how the sky gets cloudy, we hear thunder, see puddles, and love to wear raincoats and use umbrellas. Then, kids will receive a cute picture clue card (with items like an umbrella, raincoat, boots, clouds, frog, or paper boat) and will search around the</p>	<b>SKILL WEEK</b> <b>Glass Glamour-Trending Mirror Decor</b>  <p>The teacher will explain students that We're going to make a beautiful mirror decor using a mirror and decorate it with jute string, small mirrors, and stones. Let's get creative and add a personal touch to our mirror decor! We'll wrap jute string around the mirror frame, add small mirrors for a reflective effect, and embellish with stones for extra sparkle. This activity will let us express our creativity and make something truly unique and amazing!</p>	<b>Rainy Day Feelings</b>  <p>The teacher shows pictures or scenarios of rainy days and asks students how they feel. Students share their emotions, such as happy, sad, or excited, and discuss why people might feel differently about rain. The activity extends to role-playing different scenarios, like playing indoors, getting wet, or enjoying hot chocolate. Students also draw pictures of themselves on a rainy day, expressing their emotions. This activity develops emotional awareness, empathy, and creativity, helping young learners understand and manage their feelings. By exploring and sharing emotions, students foster essential socio-emotional skills.</p>

			<b>Festivals</b> <b>1. Navreh:</b> The Kashmiri New Year, celebrated with traditional food and rituals. <b>2. Hemis Festival:</b> A festival to celebrate the birth of a great Buddhist teacher, Padmasambhava. <b>3. Eid-ul-Fitr:</b> A festival to celebrate the end of Ramadan, with feasting and gift-giving.	<b>Outcome</b> By matching alphabets, students build their foundational literacy skills in a fun and colorful way, making learning an enjoyable experience.	<b>B R E A K</b>	room to find the matching object or picture. Every time a child finds the correct item, they'll proudly show it to the teacher and say the word aloud. After everyone completes the hunt, children will sit together and talk about their favorite rainy day thing. 🌧️🐼🌂		
<b>TUESDAY (22.7.25)</b>	Free-Play (Settling Time)	Welcome  Cleanliness Checkup  Prayer & Group Singing	<b>DISCUSSION ON KASHMIRI TRADITIONAL ATTIRE</b>    Teacher will explain students that Kashmiri clothing is a unique blend of traditional and cultural influences, reflecting the region's rich heritage.  Traditional Attire <b>1. Pheran:</b> A long, loose-fitting garment worn by both men and women, often made from wool or cotton.	<b>MISSING NUMBERS (30-1)</b>    The teacher leads the class in a counting activity, starting from 1 and going forward to 30. As they count together, the teacher intentionally skips a few numbers, asking students to identify the missing ones. For example,		<b>NUMBER GROUPING</b>    Teacher will ask students that today will do a fun activity, kids form a big circle and dance to music. When the music stops, the teacher calls out a number, and the students quickly form groups of that number. For example, if the teacher says "5", the students need to form groups of 5. If a student is left out, they are out of the game. This activity helps kids practice number recognition, grouping, and teamwork while having fun dancing and	<b>SKILL INDIA DAY -2</b> <b>Fridge Magnet</b>    To make fridge magnets using Fecivryl Mouldit, start by kneading the Mouldit material until it's soft and pliable. Then, shape it into desired designs or letters. You can use cookie cutters or molds to create fun shapes. Let the Mouldit dry completely, which may take a few hours or overnight. Once dry, paint the designs with acrylic colors. After the	<b>STORY SESSION</b> <b>IMPORTANCE OF RAIN</b>    Radha and Rohan welcomed the monsoon rains in their village with immense joy. The rainwater revived the parched crops, bringing lush greenery to the fields. It filled the lakes and rivers, quenching the thirst of the villagers and their livestock. "Rain brings life!" Ria exclaimed, her eyes sparkling with excitement. Rohan nodded in agreement, and together they danced in the rain, feeling the cool droplets on their skin. The villagers joined in, celebrating the season's renewal and the village's prosperity. The rain

			<p>2. <b>Shalwar Kameez:</b> A traditional outfit consisting of a long tunic, loose trousers, and a scarf.</p> <p>3. <b>Kangri:</b> A traditional Kashmiri woolen shawl or blanket.</p>	<p>"11, 10, __, 8... what's missing?" Students respond with the correct number, "9!" This engaging activity encourages active participation, reinforces number sequencing, and helps students develop their math skills in a fun and interactive way.</p>		<p>moving around.</p>	<p>paint dries, apply a coat of varnish to protect it. Finally, glue a small magnet to the back of the design, and your colorful fridge magnet is ready. This activity is great for kids to develop their creativity and fine motor skills while making a functional and decorative item.</p>	<p>brought new life, hope, and promise to the village, and Ria and Rohan felt grateful to witness it.</p>
<p><b>WEDNESDAY</b> <b>(23.7.25)</b></p>	<p>Free-Play  (Settling Time)</p>	<p>Welcome</p>	<p><b>INTRODUCTION OF LETTER 'V'</b></p>   <p>The teacher will start a session by taking phonics sounds and then introduce the letter V. The letter V makes a special sound, like "v" in "vibgyor", "vase" or "van". Can you make that sound with me? "Vvvvv..." Great job! some examples of words that start with the letter V. We have "vase", "van", "vulture",</p>	<p><b>RAINBOW RUSH</b></p>  <p>To conduct the VIBGYOR rainbow sequence activity, give each student a set of color cutouts representing Violet, Indigo, Blue, Green, Yellow, Orange, and Red. Ask them to arrange the colors in the correct sequence corresponding to the letters VIBGYOR. Students will place the respective color cutout next to each letter, completing the series: V for Violet, I for Indigo, B for Blue, G for Green, Y for Yellow, O for Orange, and R for Red. To incorporate numeracy, have students number the colors in</p>		<p><b>DANCE SESSION</b></p>  <p>Teacher will encourage students to dance on song Kashmir main tu Kanyakumari ,to make them understand that our country is having diverse culture.</p>	<p><b>SKILL INDIA DAY-3</b></p> <p><b>Basket of Delight- Basket with Ice-Cream Sticks</b></p> <p>We're going to make a beautiful basket using ice cream sticks! Teacher will arrange the sticks to form a basket shape and then decorate it with artificial flowers, beads, and leaves. This fun craft will let us be creative and make something lovely. Let's get crafting and make a delightful basket together!</p> 	<p><b>COPING WITH CHANGE</b></p>  <p>How can we adapt to changes in our routine due to rainy weather? Sometimes, when it rains, our daily plans have to change. Maybe we can't go outside to play or wear our favorite shoes. But that's okay! We learn to adjust by doing fun things indoors, like drawing, story time, dancing, or playing with puzzles. Instead of feeling sad, we can find new ways to have fun! We also learn to carry an</p>

			<p>and "violin".</p> <p>To write the letter V, we need to start from the top and make a downward stroke, and then another downward stroke to meet at the bottom. Let's practice writing the letter V together!</p>	<p>sequence (1-7) using number cards or stickers. This activity develops color recognition, sequencing, and fine motor skills while introducing basic numeracy concepts. As students complete the task, they can fill in the blanks for the sequence VIB _ _ _ GY _ _ , ensuring the correct order of letters and colors.</p>			<p>umbrella, wear a raincoat, and keep our things dry in our school bag. Rainy weather teaches us to be smart, safe, and flexible.</p> <p>When we accept changes with a smile, we grow stronger and happier every day – just like how flowers grow after the rain! 🌧️🌸</p>
<b>THURSDAY</b> <b>(24.7.25)</b>	Free-Play  (Settling Time)	Welcome  Cleanliness Check Up  Prayer & Group Singing	<b>INTRODUCTION OF VYANJAN "ख"</b>   <p>The teacher will start with a fun vyanjan song to introduce the sound of "ख". Then, the teacher will show examples of objects that start with the sound "ख", such as "खुम्बी" (Khumbhi), "खरगोश" (rabbit) or "खाना" (food). The teacher</p>	<b>FRUIT SORTING GAME</b>  <p>In the "Fruit Sorting Fun" activity, the teacher writes different Vyanjans on various fruits. Students then search for fruits with the letter "Kh-ख" written on them and separate those fruits from the rest. For example, if an apple has "ख" on it and a banana has "ख", students will put the apple in the designated group. This activity helps students recognize letters, develop classification skills, and understand the connection between fruit names and letters. By working together and learning through play, students have a fun and engaging experience.</p>	<b>Activity: "Khel Pitara – ख से खोजो!"</b>  <p>Students, this is our Khel Pitara – a treasure box full of surprises! Today, we are going to become Word Detectives and search for special things that start with 'ख'!" One by one, students will come and pick any object from the pitara.</p> <p>If the object's name starts with "ख", the child will say: "ख से ___!" (e.g., "ख से खरगोश!") Then, the teacher gives a clap and praises the child</p>	<b>SKILL INDIA DAY -4</b> <b>Artistic Bottles -Bottle Art</b>  <p>The teacher will guide students in a creative craft using a waste bottle. First, students will mash tissue or paper and mix it with Fevicol to create a paste, which they'll apply to the bottle. Then, they'll decorate the bottle with colors, designs, and patterns, transforming it into a unique piece of art. This activity promotes creativity and recycling, giving new life to an old waste bottle.</p>	<b>SELF-CARE IN RAINY SEASON</b>  <p>What are some things we can do to take care of ourselves during the rainy season (e.g., staying dry, eating warm food, etc.)?</p> <p>Rainy days are fun, but we must take good care of ourselves too! When it rains, we should wear our raincoat, boots, and carry an umbrella to stay dry. If our clothes or hair get wet, we must change quickly so we don't catch a cold. It's also good to eat warm, healthy food like soup or porridge and drink warm milk to feel cozy inside. After playing, we should wash our</p>



			will also teach the students how to write the letter "र" correctly, showing them the correct formation and strokes. By singing the song and learning about objects that start with "र", students will become familiar with the sound and writing of this vyanjan.				hands and feet to keep clean from mud and germs. And don't forget to rest well and keep your bag and books dry. When we take care of ourselves, we stay strong, happy, and ready for more rainy day fun!
<b>FRIDAY (25.7.25)</b>			<b>FRUITS OF KASHMIR</b>  <p>Kashmir is famous for its delicious fruits! Some of the popular fruits grown in Kashmir include apples, pears, cherries, apricots, and grapes. These fruits are not only tasty but also nutritious. Kashmir's climate and soil make it an ideal place for growing a variety of fruits.</p>	<b>COMPLETE THE SERIES</b>  <p>The teacher will encourage students to revise numbers 1-60! She will ask them to count together: 1, 2, 3, 4, 5, and so on, all the way up to 60. Then, they can use number lines, counting blocks, or even singing a number song to make it fun. By revising these numbers, students will become more confident in their counting skills and able to do the missing number series.</p>	<b>YOGA</b> <b>Rainy Season Animals Yoga Pose:</b>  <p>The teacher will ask students to mimic rainy season animals with yoga poses. We'll jump into a frog pose, crouching low with hands and feet on the ground, slither into a snake pose, stretching our bodies long and curvy, and move into a turtle pose, curling up and protecting our shells. This fun activity will help us explore the animal kingdom through yoga while getting exercise and having fun!</p>	<b>SKILL INDIA DAY -5</b> <b>Coaster Crafting – Jute Coaster</b>  <p>Teacher will tell students that We'll create beautiful jute coasters by cutting jute fabric into coaster shapes and gluing them onto a base. Then, we'll get creative with acrylic paint and add our own unique designs. Teacher will guide students through the process, and end up with lovely, handmade coasters that showcase our artistic skills.</p>	<b>MUSIC SESSION</b>  <p>Music of Kashmir: In this music session, students will explore the rich cultural heritage of Kashmir through its traditional music. By listening to and singing folk songs, they'll learn about the region's history, values, and emotions. The session will focus on building socio-emotional skills like empathy, self-awareness, and social skills. Students will discuss the lyrics, understanding the emotions and themes expressed, and relate them to their own experiences. This activity will help students develop a deeper appreciation for diverse cultures and foster emotional intelligence, promoting a sense of connection and community.</p>