

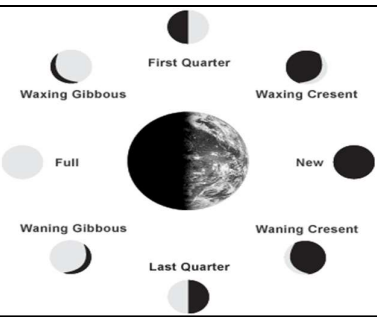


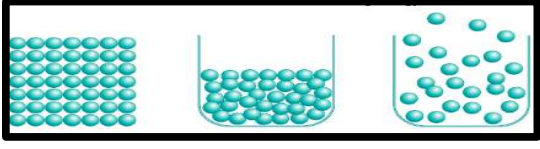
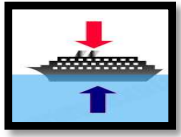



**ITL PUBLIC SCHOOL**  
**PRE-PERIODIC TEST-1 (2025-26)**  
**THE WORLD AROUND US**

**DATE: 14 July 2025**

**ANSWER KEY**

**CLASS: V Sec: \_\_**

SECTION A (4 Marks)	
1	<p><b>Give answer in one word-</b></p> <p>a) The objects that do not allow light to pass through them- <b>Opaque objects</b></p> <p>b) An imaginary path in which a celestial body revolves around another- <b>Orbit</b></p> <p>c) The energy-giving nutrients- <b>Carbohydrates and Fats</b></p> <p>d) An unexpected event caused by nature that causes significant harm to people and property- <b>Natural disaster</b></p>
SECTION B (8 Marks)	
2	<p><b>Give reason:</b></p> <p>a) Some things sink and some things float in water.  <b>Reason- Sinking or floating depends on the mass, shape, density and the fluid displaced by an object.</b></p> <p>b) The length of a tree's shadow keeps on changing throughout the day.  <b>Reason- As the length of the shadow depends on its distance from the sun.</b></p> <p>c) Animals in mountains have thick fur on them.  <b>Reason- Thick fur acts like an insulator and provides warmth to protect from cold, harsh conditions.</b></p> <p>d) Children should eat proper food.  <b>Reason- To get energy, have proper growth and protect from diseases.</b></p>
3	<p>Differentiate between transparent and translucent objects.</p> <p><b>Ans. Transparent objects allow light to pass through them and do not form shadows. E.g. plain glass</b></p> <p><b>Translucent objects allow some light to pass through them and form a blur shadow. E.g. frosted glass</b></p>
4	<p>Draw and label different phases of the Moon.</p> <p>Ans.</p> 
5	<p>“Life is difficult in desert for plants and animals”. Justify the statement.</p> <p><b>Ans. Desert area gets less rainfall and has dry vegetations like dry leaves, thorns etc. Hence, life is tough there.</b></p>

6	<p>Why should we eat proteins?</p> <p><b>Ans. Proteins help in growth of the body and repair torn body tissues.</b></p>
<b>SECTION C (8 Marks)</b>	
7	<p><b>Look at the given pictures and answer the questions that follow-</b></p> <p>a) Which of the following shows the molecular arrangement of a gas?</p> <div style="text-align: center;">  <div style="display: flex; justify-content: space-around; margin-top: 5px;"> <span>1</span> <span>2</span> <span>3</span> </div> </div> <p><b>Ans. Image 3 is showing molecular arrangement in gas as the molecules are loosely packed.</b></p> <p>b) What are the two forces acting on the ship?</p> <p><b>Ans. Buoyant force (upward direction) and Gravitational force (downward direction)</b></p> <div style="text-align: right;">  </div>
8	<p><b>Look at the given picture and answer the questions that follow-</b></p> <div style="text-align: center;">  </div> <p>a) What is a shadow?</p> <p><b>Ans. The dark patch formed behind an opaque object when it blocks the path of light.</b></p> <p>b) Name the conditions needed to form a shadow.</p> <p><b>Ans. An opaque object, source of light and an opaque screen.</b></p>
9	<p><b>Read the given text and answer the questions that follow-</b></p> <p><i>“Landforms are created through a combination of forces inside the Earth (like earthquakes and volcanoes) and forces from outside (like wind and water). These forces cause the Earth's surface to change over long periods of time.”</i></p> <p>a) How are different landforms created on earth?</p> <p><b>Ans. Landforms are created through a combination of forces inside the Earth (like earthquakes and volcanoes) and forces from outside (like wind and water).</b></p> <p>b) Draw a line diagram to show different landforms.</p> <div style="text-align: center; margin-top: 20px;">  </div>
10	<p><b>Answer the questions based on the given picture.</b></p> <p>a) Who amongst the above three seem to be eating a healthy diet?</p> <p><b>Ans. Rohan as he seems to look fit and healthy.</b></p> <p>b) Why does Raju look weak and sick?</p> <p><b>Ans. Raju looks weak and sick as he is not getting balanced diet or proper food.</b></p> <div style="text-align: right;">  </div>