













				<p>Meenu the Mouse 🐭</p> <p>Coco the Cat 🐱</p> <p>Bebo the Bird 🐦</p> <p>Ruffy the Rabbit 🐰</p> <p>🐶 Dolu the Dog</p> <p>Gina the Giraffe 🦒</p> <p>Pinky the Pig 🐷</p> <p>And finally... Zuzu the Zebra ! 🦄</p> <p>Nina shouted with joy, "Yay! I have 9 new friends to play with!"</p> <p>They all held hands and made a circle. Nina counted them one by one: 1... 2... 3... 4... 5... 6... 7... 8... 9!</p> <p>Then they sang and danced together, celebrating friendship and fun. "We are 9 and we love to play, Jump and clap and dance all day!"</p>			
TUESDAY (8.7.25)	Free-Play (Settling Time)	Welcome Cleanliness Checkup	LEARNING BUDDHA'S TEACHING Develop a sharing attitude and don't	LET'S COUNT THE RAINY OBJECT Students will identify and count objects seen during the rainy	CLIMB THE MOUNTAIN In the activity " Climb the Mountain, " children will pretend	FUN WITH CLAY The teacher will give students different colorful clay and say, "Let's	DANCE SESSION FOLK MUSIC SIKKIM Students will enjoy dancing to the traditional folk music of

		Prayer & Group Singing	<p>be greedy</p> <p>Students will learn to share and not be greedy through a story “Bubu the kind Bunny”</p> <p>Bubu, a little white bunny, lived in a forest and loved helping others. He shared his leaf umbrella with Tuki the turtle and helped Momo the baby bird when she fell. Bubu's kindness made his friends happy and filled his heart with joy. He learned that kindness is like a little light that shines bright in the forest.</p> <p>Moral: Being kind, helping others, and sharing make everyone happy</p>	<p>season, such as raindrops, umbrellas, raincoats, and rainbow.</p>  <p>PRACTICE OF NO. 9</p> <p>Students will trace No. 9 in the notebook.</p>		<p>to climb Mt. Kanchenjunga, the tallest mountain in Sikkim. Mats or soft stepping stones are placed in a zig-zag line to look like a mountain path. The children will step from one mat to another as if they are real mountain climbers. This fun game will help children improve their balance and body movement while using their imagination. It will also give them a simple idea about the mountains in Sikkim and make learning active and exciting.</p> 	<p>create an umbrella that we use in the rainy season!" This fun activity develops their creativity and fine motor skills while introducing a seasonal theme.</p> 	<p>Sikkim, exploring its rhythm and culture through simple movements.</p> 
WEDNESDAY (9.7.25)	Free-Play	Welcome Cleanliness Check Up	LEARNING BUDDHA'S TEACHING Quiet Listening	PICTURE READING Students will look at the picture and		BUTTERFLIES IN THE ORCHID GARDEN In this activity, children will pretend	TEARING AND PASTING Children will tear purple and green	VIRTUAL TOUR Children will take a virtual tour of Sikkim, exploring its

	(Settling Time)	Prayer & Group Singing	<p>And Peace</p> <p>Students will learn Quiet listening and peace through game” Buddha Listens” is a quiet listening game where children sit peacefully like little Buddhas in a circle. The teacher rings a soft bell or chime, and the children close their eyes and listen carefully. When they can no longer hear the sound, they silently raise their hand. This calming game helps the students practice stillness, focus, and peaceful listening."</p>	<p>describe what they see.</p> 	<p>to be butterflies flying through a beautiful garden, just like those found in Sikkim’s forest. Hooplas or mats will be placed around the play area to represent colorful flowers. As music plays or a signal is given, children will flap their arms like butterfly wings and will move gracefully from one "flower" to another. This playful activity will encourage free movement, develop coordination and body control, and builds a connection to nature through an imaginative play.</p>	<p>paper to make a picture of the orchid, Sikkim’s state flower. They will paste the pieces inside a flower outline. This activity will build fine motor skills and help them connect to Sikkim’s nature.</p> 	<p>mountains, animals, flowers, and culture through pictures and videos.</p> <p>https://youtu.be/9iJoiA2Pg-4?si=eMU2DRvumItN5hpf</p> 
--	-----------------	------------------------	--	---	---	---	---

			INTRODUCTION OF 'E' The students will paste letter E-related pictures in the earth e.g, Egg, Elephant, Eagle, etc. Later students will trace letter E in the notebook. 					
THURSDAY (10.7.25)	Free-Play (Settling Time)	Welcome	LEARNING BUDDHA'S TEACHING Say Sorry And Be Thankful To nurture kindness and good manners as taught by Lord Buddha, the teacher will introduce the Magic Words – "Thank You" and "Sorry" – through a joyful and interactive Magic Jar Activity. Each child will receive heart-	COUNT WITH PEACOCK! To make number learning playful and visual, each child will receive a peacock flashcard holding a colorful umbrella with a number (1–5) written on it. Children will be given raindrop cutouts and guided by the teacher to count and match the correct number of raindrops to the	MONSOON PRETEND GAME In the " Monsoon Pretend Game ," children will have fun by acting out different rainy weather. When the teacher says, " It's thundering! " they will pretend to put their hands on ears. If the teacher says, " Muddy puddle! " they will jump up and down like they are in a puddle. When they hear, " Cold wind! " they will hug	THUMB PAINTING The students will create thumb paintings of rainy-season animals like frogs, ducks, and snails in their craft files. This fun activity encourages creativity and fine motor skills while exploring seasonal themes. 	WATER CONSERVATION Students will discover various sources of water, including rivers, lakes, oceans, groundwater, and rainwater. They'll understand where water comes from and its significance in our daily lives. This knowledge will help them appreciate the importance of conserving water and using it wisely. ↓ Source Water Drawing ↓ 	
		Cleanliness Checkup						
		Prayer & Group Singing						

			<p>shaped cutouts and will be encouraged to drop a heart into the Magic Jar whenever they use a magic word during the day. This heartwarming activity helps children understand the power of gratitude and apology, gently guiding them to walk the path of compassion and respect—just like Buddha taught</p> <p>GURU PURNIMA Students will chant guru mantra along with teacher गुरुर्ब्रह्मा गुरुर्विष्णुर्गुरुर्देवो महेश्वरः गुरुः साक्षात्परं ब्रह्म तस्मै श्रीगुरवे नमः.</p> <p>PRACTICE OF LETTER E Students will practice letter E.</p>	<p>number shown on their umbrella.</p> <p>This joyful activity helps children learn counting from 1 to 5 in a hands-on, engaging way while enjoying a rainy day theme filled with color, nature, and fun!</p>	<p>themselves and turn slowly. This game will help children listen, move their bodies, and enjoy the rainy</p>  <p>season through play</p>		
--	--	--	--	---	---	--	--

FRIDAY (11.7.25)	Free-Play (Settling Time)	Welcome	LEARNING BUDDHA'S TEACHING Be Your self As a group activity, the teacher will create a big garden chart titled "We All Bloom Differently", with each child choosing a flower and pasting stickers that show what makes them special—like dancing, painting, or playing. This blooming garden will help children understand Buddha's teaching Be Yourself, showing that just like flowers, we are all different and beautiful in our own way	COUNT THE RAINY BOOTS – LET'S FIND 10! The teacher will place 10 paper boots on the table and say, "Let's help the boots find their pairs!" Children will count the boots together aloud as the teacher lines them up in pairs – "1, 2, 3..." till 10. This hands-on counting helps children understand the quantity of 10 using a fun, rainy-day object before introducing the written form.		RAINY DAY AEROBICS SEASON The teacher will organize aerobics sessions with moves inspired by the monsoon (e.g., splashing movements for rain, jumping over puddles), and will encourage kids to get moving with energetic exercises like jogging in place, jumping jacks, and dancing to rain-themed music. 	MY COLOURFUL UMBRELLA IN THE RAIN Children will talk about rain and how it feels. They will decorate a paper umbrella using crayons and paper, add a popsicle stick for the handle, and paste cotton for clouds and blue paper for raindrops. They will name their umbrella and share a small story. A fun rain rhyme like "Pitter-patter raindrops" will be sung.	IMPORTANCE OF RAINWATER FOR PLANTS Children will talk about how rain helps plants grow. The teacher will explain that rainwater is a natural and clean source of water for plants. Children will learn about other natural sources like rivers, lakes, and ponds. The discussion will also include simple ideas on how rainwater can be stored in buckets or tanks to use later. This helps children understand the value of water and how to take care of plants.
		Cleanliness Checkup						
		Prayer & Group Singing	RECAPULATION OF LEARNING BUDDHA'S TEACHING	INTRODUCTION OF NUMBER 10 Later students will trace number 10 in the notebook.				

			<div>1. Kind words and helping friends.</div> <div>2. Quiet listening and peace</div> <div>3. Share and don't be greedy</div> <div>4. Say sorry and be thankful</div> <div>5. Be yourself</div>				
--	--	--	---	--	--	--	--