




TIME TABLE (NURSERY)


THEME: RAINY SEASON (linked with SIKKIM)

DAYS	8:00am-8:10am	8:10am-8:30am	8:30am-9:10am	9:10am-9:55am	9:55am-10:35am	10:35am-11:05am	11:05am-11:35am	11:35am-12:00noon
	Domains→	Positive Habits	Language & Literacy Development	Numeracy		Physical Development	Aesthetic Development	Socio-Emotional Development
MONDAY (30.6.25)	HOLIDAY				F R U I T &	HOLIDAY		
TUESDAY (1.7.25)	Free-Play (Settling Time)	Welcome Cleanliness Checkup Prayer & Group Singing	CIRCLE TIME : i) HOW STUDENTS HAVE SPENT THEIR SUMMER HOLIDAYS Students will share stories about how they have spent their holidays (e.g. the places visited by them, any new activities performed etc.) ii) DISCUSSION ON – ‘DOCTOR’S DAY’ Teacher will talk about the special day meant for the doctors – ‘National Doctor’s Day’ by discussing about what role does a doctor play in one’s	DOCTOR’S BAG SORTING & COUNTING Teacher will fill a pretend doctor’s bag with pictures of mixed doctor tools. Then she will ask the student to sort the items into groups like - all pictures of band aids together etc. Once the sorting is done, the student will then count them.		RUN A RACE – ‘DRESS UP AS A DOCTOR’ Students will be divided into groups of five. A basket filled with all the objects that the doctor uses, like a white coat, a stethoscope, medicines, a mask, a medical kit etc. will be kept on the finishing point. The first student of the group has to complete the race and stand at the end. The other members of the group will then run, complete the race, pick an item from the basket and make their buddy friend wear it. In this way, all the members of the group	GRATITUDE CARD FOR DOCTORS Teacher will encourage the students to make a ‘Gratitude Card’ for our doctors, expressing our heartfelt thanks to them for their selfless services. They will do tearing and pasting inside the cutout of an apple. This will instill the value of gratefulness among the students along with creativity and will inform them of their countless efforts towards the society.	WELCOME BACK ASSEMBLY Students will be welcomed back to school with a special assembly including acrostics, choir and dance. This will be a recreational way to help the children join back the school, following with its routine, building a smooth momentum of trust and discipline. DOCTOR’S DAY CELEBRATION Students will also be educated about ‘Doctor’s Day’ through an interactive session with a doctor



			<p>life and how does this community helper help us in need.</p> <p>iii) GREETINGS OF SIKKIM</p> <p>Teacher will teach the students how to greet in Sikkim's language (Nepali), making them familiar with words like :</p> <ol style="list-style-type: none"> 1. Namaste 2. Good Morning (Shubh Prabhat) 3. Good Evening (Shubh Sandhya) 4. Good Bye (Alvida) 5. Thank You (Dhanyabad) 6. How are you? (Karto Ch?) 7. I am fine (M Thik Chu) <p>Learning different vocabularies in distinct languages will help the kids invite inclusion, respecting the cultural diversities of India, while boosting confidence in making their social interactions.</p>		<p>L U N C H</p> <p>has to dress their buddy as a doctor with all the essential items from the basket. The team who dresses their friend first, will be the winner.</p> <p>A balance of brain and strength will thus be required for the students to finish the task.</p> 		<p>parent, talking about the significance of the day and highlighting their role in the society to make it a better and healthy place for living.</p> 	
--	--	--	--	--	--	---	---	--

WEDNESDAY (2.7.25)	Free-Play (Settling Time)	Welcome	<p>DISCUSSION ON : RAINY SEASON Teacher will introduce students with the ongoing 'Rainy' season, by asking the following questions :</p> <ol style="list-style-type: none"> 1. What happens when it rains? 2. Where does the rain come from? 3. What do you use to protect yourself from rain? 4. Name some animals you see when it rains. 5. Which food you like to eat during rainy season? <div data-bbox="633 890 833 1075" data-label="Image"> </div> <p>REVISION OF LETTER 'F' Teacher will do a revision of letter 'F', recalling the related objects of the letter in English & Nepali</p>	<p>RAINDROP SORTING BY COLOUR Teacher will ask the students to sort the coloured raindrops in different baskets based on the colours. For example, she will ask them to sort the 'blue' drops (nilo), or 'red' (laal) etc., building their vocabulary in Nepali Language. Then, the students will count the number of droplets in each basket.</p> <div data-bbox="873 869 1095 1051" data-label="Image"> </div>	<p>YOGA SESSION Teacher will perform different yoga poses to educate the students how to remain fit during the monsoon season. This will strengthen their body muscles.</p> <div data-bbox="1258 435 1480 624" data-label="Image"> </div>	<p>ACTIVITY : COLOUR THE UMBRELLA Teacher will ask the students to pick their favourite set of crayons and will guide them how to colour inside the layout of an umbrella. This will boost their fine motors and will enhance their creativity.</p> <div data-bbox="1518 539 1787 740" data-label="Image"> </div>	<p>EXPLORING THE SCENIC BEAUTY OF SIKKIM THROUGH A PPT Students will learn about the famous sites of Sikkim including the mountains, the waterfalls, the national park etc. This will be an enjoyable way for kids to discover the land of Sikkim, by just sitting at their places. It will give rise to their inquisitiveness, keeping them active and engaged.</p> <div data-bbox="1800 847 2054 1031" data-label="Image"> </div>
-------------------------------------	---	---------	---	---	---	---	---

			<p>languages like : Fish --- Macha, Frog --- Bhyaguto, Fan --- Phyana, Flood --- Badhi.</p> <p>She will then make the students practice the correct letter formation of letter F.</p> 					
THURSDAY (3.7.25)	Free-Play (Settling Time)	<p>Welcome</p> <p>Cleanliness Check Up</p> <p>Prayer & Group Singing</p>	<p>SONG : ‘AAYO PAANI’ (RAIN IS HERE!)</p> <p>Teacher will sing a song ‘Aayo Paani’ with different actions as if it’s raining in Sikkim, asking students to follow her with the actions. They will wiggle their fingers for falling raindrops, spread their hands wide up for an open umbrella etc. It will help the students connect to nature,</p>	<p>PICTURE READING ON ‘RAINY SEASON’</p> <p>Teacher will display a picture of rainy season on the digital board. She will then ask the students to explain the scene and tell what all they can observe, how many things they can see there etc. This will give rise to observation skills, numeracy and language</p>		<p>VAN MAHOTSAV CELEBRATION – ‘EK PEDH MAA KE NAAM’</p> <p>Mother volunteers will be invited to join their children in a meaningful tree plantation activity – ‘Ek Pedh Maa Ke Naam’, as part of the Van Mahotsav celebration. Together, they will plant, water and nurture a sapling, and affix a playcard bearing both their names as a symbol of love and</p>	<p>CRAFTING OUR CLASS FLAGS</p> <p>Students will make class flags, inspired by the Sikkim culture and tradition. They will use different coloured square sheets, join them together in one row and draw some rainy symbols or their feelings (like clouds, waterdrops, thunder, heart, smiley etc.) on them, welcoming the monsoon in the Sikkim style. In this way, they will learn the</p>	<p>STORYTELLING : ‘THE YAK AND THE LITTLE GIRL’</p> <p>Teacher will narrate a story, talking about the kind hearted Sikkim people and the animal ‘Yak’ found in Sikkim. The story will revolve around a little girl who takes care of her Yak, greeting it with kind words. Through this story, students will learn how gentle and caring the people of Sikkim are, and</p>

performing different actions and understand the essence of rain for plants, animals and people.



INTRODUCTION OF LETTER 'H'

Teacher will introduce letter 'H' to the students by preparing a letter H corner. She will then talk about the different objects displayed at the corner like Hail, Hot, Hill, House, Horse etc., teaching the phonic sound of the letter with the correct formation.



development.



care. This collaborative experience will not only develop children's gross motor skills and environmental sensitivity, but also instill values of responsibility and good citizenship from an early age.



RAINY DAY OBSTACLE RACE

Teacher will brief the students about the race that there will be two baskets - one at the starting point and one at the finishing point.



The basket at the starting point will be filled with different rainy objects. The students have to pick the correct item as per the teacher's call and keep it in another basket by completing the obstacle race. This will be a fun way to

importance of hanging flags in Sikkim culture for any good start. This will give rise to patience, working in teams and develop a helping attitude for their peers.



how one can be kind to the animals. They will also recall the word 'Dhanyabaad' (Thankyou) in Nepali.



						work on their gross motors, along with cognitive skills by adding a new set of vocabulary.		
								
FRIDAY (4.7.25)			REVISION OF LETTER 'H' Teacher will do a revision of letter 'H', recalling the related objects of the letter (like Hill, House, Hot etc.) with the correct letter formation, using two standing lines and one sleeping line. 	RAINY DAY NUMBER MATCH Teacher will provide some flashcards of numbers and rainy objects to the students. Students will have to count the rainy objects placed on a flashcard and match it with the correct number flashcard. For example, 2 number will be matched with a flashcard with 2 raincoats etc. This will develop a child's ability to recognize, count		SIKKIM FOLK DANCE FOR LITTLE FEET Students will try some easy steps and will dance in groups. They will step and clap together and then will turn around just like the people of Sikkim. They will dance onto the beats of Sikkim's folk music via 'Maruni Dance' or 'Tamangselo Beat'. Kids will learn about spatial awareness along with balancing their bodies in order to groove on the beats, learning different patterns via movement.	FUN WITH CLAY Teacher will give some colourful playdough to the students and will ask them to make small rainy objects with it like an umbrella, a boat, a cloud, a rainbow etc. She will guide the students in demonstrating the steps in how to mould the clay in the shape of a cup to form a boat, or roll it to form a stick of an umbrella etc. Moulding clays in the desired shape will help the students to strengthen their fine motors and show their creativity.	ROLE PLAY : SHARING UMBRELLA WITH FRIENDS Teacher will encourage the students to enact according to different situations and offer help by sharing an umbrella to any needy during the rains. Students will pretend to get wet standing at the bus stop, or in the market unless someone offers them help. Kids will enjoy being in different situations and striking a conversation, creating their own imaginative world.

and match
numbers to their
corresponding
quantities.

