




TIMETABLE (KINDERGARTEN)

THEME: RAINY SEASON

DAYS	8:00am-8:10am	8:10am-8:30am	8:30am-9:10am	9:10am-9:55am	9:55am-10:35am	10:35am-11:05am	11:05am-11:35am	11:35am-12:00noon
	Domains➤	Positive Habits	Language & Literacy Development	Numeracy		Physical Development	Aesthetic Development	Socio-Emotional Development
TUESDAY (1.7.25)	Free-Play (Settling Time)	<p>Welcome</p> <hr/> <p>Cleanliness Checkup</p> <hr/> <p>Prayer & Group Singing</p>	<p>Circle Time: ‘How students have spent their summer holidays’ Students will share stories about how they have spent their holidays e.g. the places visited by them, any new activity performed, etc.)</p> <p>Discussion on: National Doctor’s Day</p> <p>Teacher will then ask a few questions:</p> <ul style="list-style-type: none"> Who do we see when we are sick? What does a doctor do ? <p>Then the teacher will tell the students about a special day- ‘National Doctor’s Day’ which is celebrated to honour the Doctors. Also, she will tell the students about the</p>	<p>Doctor’s Bag Sorting and Counting Teacher will fill a pretend doctor’s bag with pictures of mixed doctor tools. Then she will ask the student to sort the items into groups (all pictures of band aids together ,etc.). Once sorted ask the student to count them.</p> 	L U N C H	<p>Ambulance Obstacle Course Teacher will set up an obstacle course (crawling under a tunnel, jump over the hurdles, tiptoe across a line etc.) to ‘Drive the ambulance’ to reach the patient.</p> 	<p>Thank You Card Teacher will encourage the students to make a ‘Thank You’ for our Doctors heroes to honour and express their heartfelt gratitude for their noble service.</p> 	<p>Welcome Assembly & Doctor’s Day Celebration Students will be given a warm welcome to the school with a specially assembly.</p> <p>In addition to this a special session on Doctor’s Day will be conducted.</p> <p>To make the session more engaging a teacher will take up an interactive session making students understand the significance of the day and also about the doctor’s and their roles in leading a healthy life.</p>

role and importance of
Doctors in our lives.



Learning greetings of Sikkim

As a part of our
Multilingual Awareness
activities, our young
learners will take a step
further into the rich
culture of Sikkim! The
teacher will introduce
simple greetings (in
Nepali)-

Hello as नमस्ते







How are you? as तिमीलाई
कस्तो छ? (timilā'ī kasto
cha?)



Thank you as धन्यवाद
(dhanyabad)








B
R
E
A
K



WEDNESDAY (2.7.25)	Free-Play (Settling Time)	Welcome	<p>Discussion on: Rainy Season</p> <p>The teacher will start the session by asking a few questions:</p> <ol style="list-style-type: none"> 1. What do you see in the sky during the rainy season? 2. Why do we use an umbrella or raincoat? 3. What do you like to eat on a rainy day? 4. Have you seen any animals or insects during the rain? 5. How do you feel when it rains  <p>Introduction of letter- 'd'</p> <p>Teacher will introduce letter 'd', its phonic sound and formation to the students by using different objects and pictures displayed in the class like doctor, drops, drizzle, duck, dog, drum etc.</p>	<p>Worksheet Count and Write</p> <p>Students will observe pictures of clouds with raindrops falling from them. They will count the number of raindrops under each cloud and write the correct number in the box provided.</p> 		<p>Yoga Session</p> <p>Students will perform different asanas inspired by the rainy season like frog pose, bridge pose (rainbow arch), duck walk etc, to remain fit and healthy during monsoon.</p> 	<p>Fun with clay</p> <p>Students will make animals like snails, frogs using the colourful clay.</p> <p>During the rainy season, Sikkim's lush forests come alive. Many rain-loving animals like snails and frogs appear, showing the state's rich and healthy environment.</p> 	<p>Van Mahotsav</p> <p>Van Mahotsav is a special festival all about trees! It's a time when we learn about why trees are important and plant lots of new ones. The mothers will be invited to join in the celebration to plant a tree as heartfelt tribute under the theme ' Ek Ped Maa ke naam'.</p>  
		Cleanliness Checkup						
		Prayer & Group Singing						

			<p>Learning Sikkim greetings and family terms</p> <p>Students will learn to greet each other in Nepali language, like 'Namaste' (नमस्ते) and explore other terms like</p> <p>Good morning as शुभ बिहानी (Śubha bihānī)</p> <p>Good night as शुभ रात्रि (Śubha rātri)</p> 					
THURSDAY (3.7.25)	Free-Play (Settling Time)	Welcome	<p>Introduction of vyanjan- 'ब'</p> <p>Students will learn about vyanjan 'ब', learning the correct formation of the vyanjan along with knowing the related objects like: बारिश, बादल, बूँद etc.</p> 	<p>Number song in Nepali</p> <p>The students along with the teacher will sing a number song in Nepali language.</p> <ol style="list-style-type: none">Ek (एक) - OneDui (दुई) - TwoTin (तीन) - ThreeChar (चार) - FourPaanch (पाँच) - FiveChha (छ) - SixSaat (सात) - Seven	<p>Folk dance of Sikkim- Lepcha dance</p> <p>Students along with the teacher will perform some steps of Lepcha dance which is performed to show love and respect for nature, rivers, mountains, and forests.</p> <p>https://youtu.be/Q8k3cCAmXtc?si=ntinsCnkHkoU-vrQ.</p>	<p>Beauty of Sikkim Orchid flower- Tearing and pasting</p> <p>In this group activity, teacher will give a sketch of Orchid flower known by the name Sunakhari (सुनखरी), which is the most grown flower in Sikkim. Then she will give adhesive and some coloured sheets and ask the students</p>	<p>Science experiment: How it rains?</p> <p>The teacher will introduce the students the concept of formation of water vapour.</p> <p>For this experiment: The teacher will put hot water in a bowl and cover it with a lid. The hot water turns into invisible steam and rises — that's evaporation.</p>	
		Cleanliness Checkup						
		Prayer & Group Singing						

			<p>8. Aath (आठ) - Eight</p> <p>9. Nau (नौ) - Nine</p> <p>10. Das (दस) - Ten</p> <p>Learning Sikkim greetings and family terms</p> <p>Students will learn to greet each other in Nepali language, like ‘Namaste’ (नमस्ते) and explore family terms like ‘bubā’ (बुबा) for father and ‘āmā’ (आमा) for mother.</p>				<p>to complete the flower by tearing and pasting the coloured sheets on the flower.</p> 	<p>When the steam touches the lid, it cools down and forms little water drops — like rain in the sky!”</p> <p>This shows how water turns into steam and then into droplets, just like rain clouds.</p> 
FRIDAY (4.7.25)	Free-Play (Settling Time)	<p>Welcome</p> <p>Cleanliness Check Up</p> <p>Prayer & Group Singing</p>	<p>Hindi rhyme</p> <p>बरसात आई</p> <p>Students along with the teacher will recite a rhyme on rainy season with actions.</p> <p>बरसात आई, छम-छम छाई, बादल राजा नाच दिखाए। छोटी-छोटी बूँदें लाई, धरती माई हँसने आई।</p> <p>मैंढक बोला टर्-टर्, नाचे खुशी में सरसरसर। छाता लेकर निकले हम, पानी में खेले छप-छप</p>	<p>Number Story Talk?</p> <p>Number Story: “Chikki’s Ladder Adventure”</p> <p>Theme: What Comes After (1–60)</p> <p>Objective: Number sequencing and identifying the next number</p> <p>Once upon a time, there was a curious little monkey named Chikki who loved to climb a magical number ladder in the jungle.</p> <p>This ladder had numbers from 1 to 60</p>	<p>Scavenger Hunt Rainy Season</p> <p>Teacher will place some real objects related to rainy season in the ground. Then she will ask the students to run on a blow of whistle and search and collect the objects related to rainy season.</p> 	<p>Prayer flag patterning</p> <p>Students will create patterns of coloured square sheets (e.g., red, yellow, blue, green, white....) to make a string of Sikkimese prayer flags by following the teacher’s instructions.</p> 	<p>Pause for a Cause</p> <p>Teacher will tell the students about how they can help animals (to let them take shelter outside the house under extended roof) and birds (by making a nest or a bird house on a tree) during rainy season.</p> 	

			<p>छम।</p> <p>🌈 इंद्रधनुष भी दिखा सुहाना, बरसात का मौसम कितना प्यारा!</p> <p></p>	<p>written on each step! Chikki started at step 1 and looked up...</p> <p>"What comes after 1?" The children shout: "2!" So Chikki jumped to step 2 with a giggle!</p> <p>Now Chikki asked, "What comes after 2?" "3!" the children replied... and Chikki kept climbing. Step by step, she asked her jungle friends too:</p> <p>🦜 Parrot said: "After 10 comes...?"</p> <p>👦 Children: "11!"</p> <p>🐘 Elephant asked: "What comes after 19?"</p> <p>👦 "20!"</p> <p>When Chikki reached 29, the rain started pouring! ☔ She quickly asked: "What comes after 29?"</p> <p>Kids: "30!"</p> <p>Chikki jumped with joy and said, "Thank you! I couldn't climb without your help!"</p> <p>She finally reached the top step — 60 — and</p>				
--	--	--	--------------------------------------------------------------------------------------------------------------------------------------------------------------------------------	-----------------------------------------------------------------------------------------------------------------------------------------------------------------------------------------------------------------------------------------------------------------------------------------------------------------------------------------------------------------------------------------------------------------------------------------------------------------------------------------------------------------------------------------------------------------------------------------------------------------------------------------------------------------------------------------------------------------------------------------------------------------------------------------------------------------------------------------	--	--	--	--

waved to everyone
from the top of the
jungle tree 🌳.

🥕 "Hurray! I did it,
with my number
friends!"

🧠 Follow-Up Number
Talk Prompts:

What comes after 24?

What comes after 37?

Can you help Chikki
climb from 55 to 60?

Let's clap and say
numbers from 1 to 60
— what comes next?



After this the students
will practice the
concept of what comes
after in their
notebooks.

