

SADHU VASWANI INTERNATIONAL SCHOOL FOR GIRLS SHANTINIKETAN, NEW DELHI- 21

K.G. MONTHLY BULLETIN

JULY, 2025

THEME OF THE MONTH: **WATER**
MONSOON

COGNITIVE SKILLS:

Identification-

Identify natural sources of water like lake, pond, ocean, sea, rain



SEA



POND



RAIN



LAKE

Recognition- Recognise five uses of water like drinking, washing, etc.



Drinking



Washing



Watering the plants



Cooking



Bathing



Brushing


Experimentation - An experiment will be conducted to explain the properties of water



Water is colourless



Water is tasteless



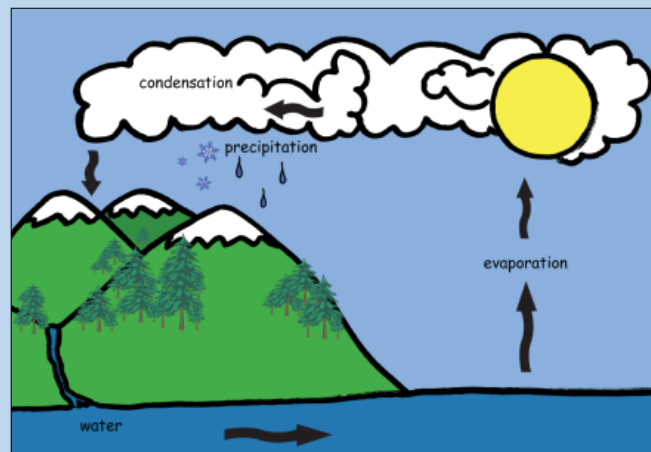
Observation - Name things that can protect us from getting wet on a rainy day



Analytical Thinking: Suggest any three ways to save water
(Conservation of water)



Water Cycle



Vocabulary Building Words:

monsoon, puddle, drench, droplets, lightning, thunder, sink, float


Conversational Skills:

To enhance conversational skills children will speak short sentences on how to conserve water


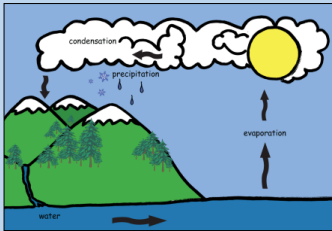
ART INTEGRATION:

Creativity & Motor Co-ordination

PAPER FOLDING: Fish / Paper Boat



DRAW & COLOUR: Water Cycle, Water Animals, Rainbow



POSTER DESIGNING:



Conserve Water:
Every drop Counts! It's Precious!!


LANGUAGE SKILLS:

LISTENING & SPEAKING SKILLS

STORY TIME

MONKEY AND THE CROCODILE

(through activity and dramatization)



There was a tree on which many monkeys lived. In the nearby pond a pair of crocodiles lived. One day the female crocodile fell ill. The doctor said that only the heart of a monkey could save the crocodile. The crocodile offered each of the monkey to accompany him for a joy ride in the pond. None of them agreed.

Lastly an old monkey agreed. The monkey enjoyed the ride.

When they were in deep waters, the crocodile told him his purpose. He said that he wanted the monkey's heart. The monkey got afraid and started thinking how to get out of the difficult situation. Then, he thought of a plan. The monkey said, to the crocodile, "Please take me back. I have left my heart on the top of my tree. I can give it to you there".

The crocodile got convinced and took him back to the bank.

The monkey went up the tree and disappeared.

MORAL: Presence of mind always works.

STORY TIME: "The Rainbow's Secret"

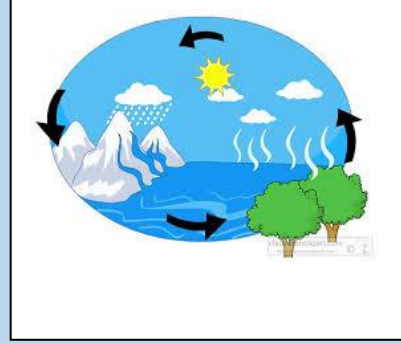
<https://youtube.com/watch?v=g4yiqWdqw88&feature=shared>



RHYME TIME

बारिश की बूंदे

सूरज की गर्मी से देखो
पानी बन गया भाप
छोटी-छोटी बूंदे इसकी
चल दी अपने आप
ऊपर जा कर बने वो
बादल काले और घनघोर
बादल गरजा, बिजली चमकी
बारिश होगी ज़ोर !



A Rainbow

There is a rainbow in the sky
Do you know how it comes by?
Drops of water through the sunlight
Gave the sky this pretty sight
Seven colours can be seen
Red, yellow and lovely green
Violet, indigo and blue
There's orange in it too !



Five Little Lady Birds

Five little lady birds climbing the door
One flew away and there were four
Four little lady birds sitting on a tree
One flew away and there were three,
Three little lady birds sitting on a shoe
One flew away and there were two,
Two little birds looking for some fun
One flew away and then there was one,
One little lady bird sitting under sun,
One flew away and there were none.



काले बादल

उमड़ घुमड़ कर बादल आते
रिमझिम - रिमझिम वर्षा लाते
पल में आते पल में जाते
कभी गरजते कभी बरसते
उमड़ घुमड़ कर बादल आते
इंद्रधनुष के संग परस्ते
सा रे गा मा पा धा नि उमड़ घुमड़ के बादल आते !



Incy Wincy Spider

The Incy Wincy spider
Climbed up the water
spout.
Down came the rain
And washed the
spider out.
Out came the sun
And dried up all the
rain.
And the Incy Wincy
spider
Climbed up the spout
again.



ROW YOUR BOAT

Row, row, row your boat,
gently down the stream.
Merrily, merrily,
merrily, merrily,
life is but a dream.



Jack and Jill

Jack and Jill went up the hill
To fetch a pail of water.
Jack fell down and broke his crown
And Jill came tumbling after.




ENGLISH

LISTENING & SPEAKING SKILLS

CONVERSATION: MY FAMILY

(Students will speak short sentences related to the topic)



- I have a big / small family.
- There are _____ members in my family.
- I love to spend time with my family.
- I eat / play / enjoy with my family.

RECOGNITION SKILLS:

- Recognition of cursive letters **a — g** (through phonetics)
- Vocabulary building: words beginning with these letters

Students will be able to listen and differentiate letters on the basis of phonic sounds for e.g. A says ऐ B says ब

- Revision of cursive letters **a — g**
- Picture reading from the reader

WRITING READINESS


Formation of cursive letters:

- *Tracing on Sand*
- *Clay modelling*

WRITING SKILLS:

WRITING

Cursive letters
in the notebook




DIFFERENTIATION

Match the picture
with the correct
letter




RECOGNITION

Recognize the
pictures and
write the
correct letter.



ART INTEGRATION

Draw the
picture with the
given letter




READING SKILL:

- Reading of two letter words-

in, on, at, am, an, it, is, of, as, if

- Picture reading from the Reader of three letter words of vowel 'a'.




हिंदी:

* स्वरों की पुनरावृत्ति



* अक्षरों की सचित्र मौखिक और लिखित पहचान
(क ख ग घ ङ च छ ज झ ञ ट ठ ड)




* पाठ्य पुस्तक से पठन




*चित्र पहचान कर अक्षर लिखो



*चित्र बनाओ (कला एकीकरण)



*चित्र को अक्षर से मिलाओ




* दो अक्षर वाले शब्दों की मौखिक पहचान
जैसे - कप, नल, फल, टब इत्यादि



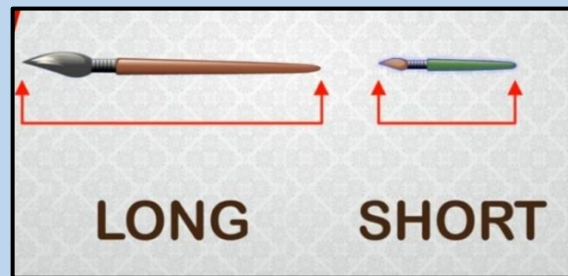
REASONING & ANALYTICAL THINKING

To develop these skills, following PRE-NUMBER CONCEPTS will be introduced with examples

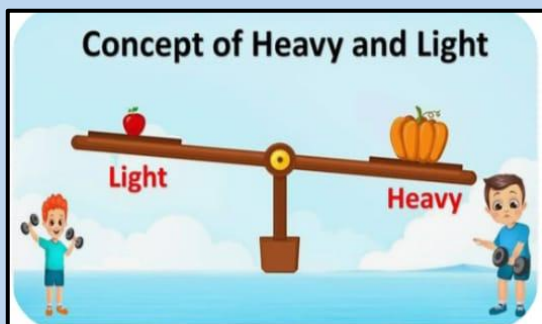
TALL / SHORT



LONG / SHORT


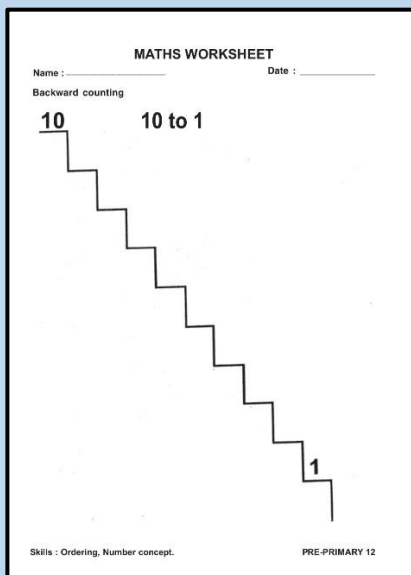




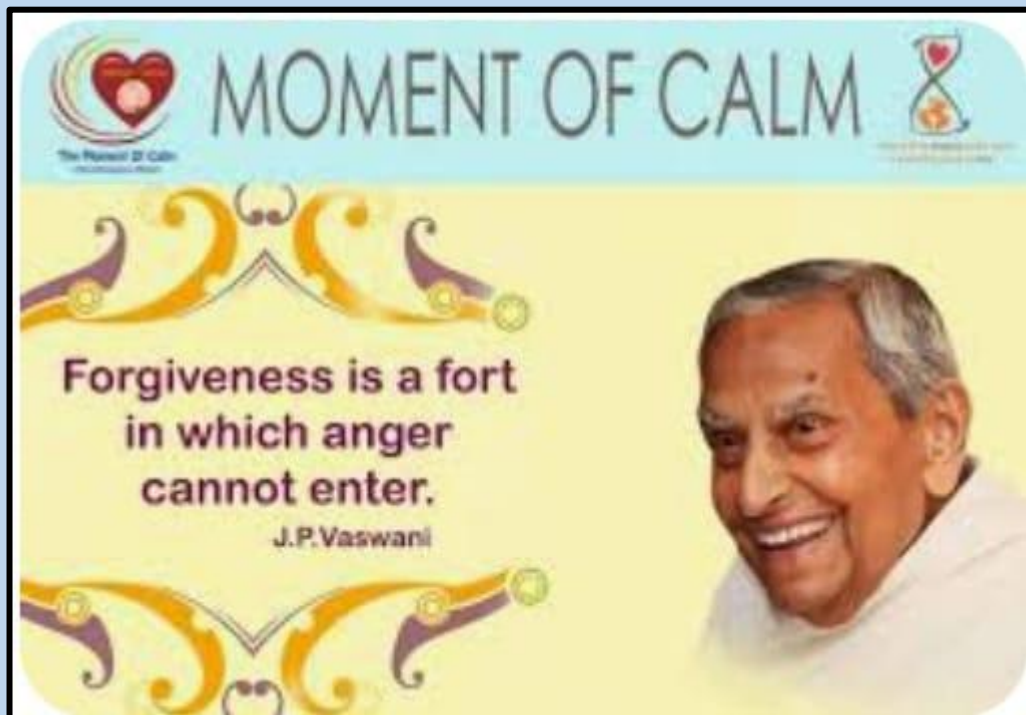
HEAVY / LIGHT: Experiential Learning



MATHS:

- Revision of Oral Counting 1----20
- Oral and Written Counting 21-----30
- Introduction of Counting 1----30
- Introduction of Backward Counting 10--1
- Match the number with the objects
- Count & Write
- Draw the objects of the given number
- Same exercises in the workbook





Revered Dada J.P.Vaswani's birthday (2nd August) is a month long celebration with various activities held under the theme- "Walk the way of Forgiveness"

Our young learners will be engaged in:

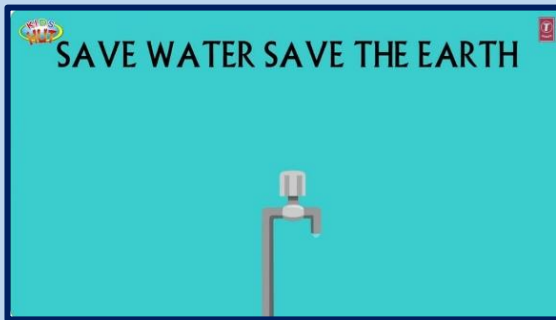
- **"Small Deeds spread Happiness":**
Bird Feeding activity on 8th July,2025
- **"Forgiveness-Bringing smiles in one's Heart":**
Creating Forgiveness craft on 29th July,2025

VALUE EDUCATION-


Water is the life line of all living beings. It is an important source of life, so children of today should learn how to conserve water and not to waste it.

STORY TIME: “Save Water Save Earth”

<https://youtube.com/watch?v=ALafNmKrfoM&feature=shared>



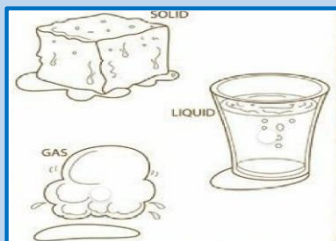
LIFE SKILLS-



Recognition: The students will learn the importance of water and its uses.



Visual Discrimination: Observe different forms of water (solid, liquid, gas) through evaporation and condensation –ice, steam, water vapour.



Observation: They will observe the existence of water around them. For e.g. rain, tap water.



ATTITUDE -

Caring for environment

Environment means everything around us. It is important for us to teach our children about the importance of our surroundings and tell them different ways and methods to take care of them.

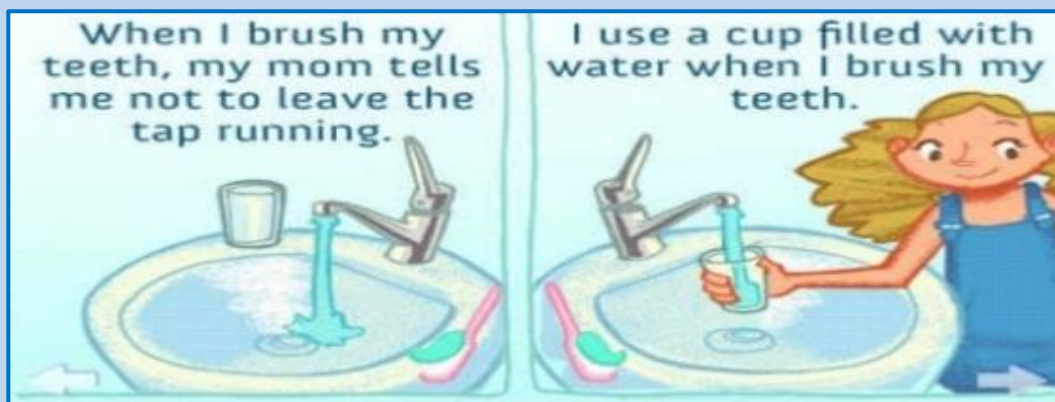
For e.g.

- *They should be motivated to keep the surroundings clean.*
- *They should plant more and more trees.*
- *They should adopt a tree or a small park in the nearby park and water the plants daily.*
- *They should not waste water.*



FOR PARENTS

- Help the child identify and differentiate between cursive and print small letters from any written material.
For example newspaper, magazine. Special attention should be given to phonetic sounds.
- To develop reading skills, encourage reading of three letter words of vowel “a” from story books, magazine and newspaper.
- Encourage your child to **SAVE WATER** – by not wasting water while drinking and using water for any other purpose.
- Practice conservation of water whenever you are using and mention it to her.



MS. ANAMIKA BHASIN
K.G. Co-ordinator