



**BRAIN INTERNATIONAL SCHOOL**

**SUMMER HOLIDAYS HOMEWORK**

**GRADE – IV**

**SESSION: 2025-2026**

*“A summer well spent  
is one where learning  
meets fun — enjoy,  
explore, and grow!”*





Dear Parents,

Summer vacations are a special time for children — a chance to relax, refresh, and spend joyful moments with family.


It's also a valuable period to nurture creativity, curiosity, and independent learning in a fun and stress-free way.

As the summer holidays begin, it's time to relax, recharge, and enjoy some well-deserved fun in the sun! But along with the sunshine and adventures, we've prepared something special to keep our young minds active and curious — our Summer Holiday Homework!

This isn't just any homework — it's a mix of fun activities, creative challenges, and light learning designed to make the break both enjoyable and meaningful. From storytelling and art projects to brain teasers and outdoor explorations, every task is crafted to spark imagination and reinforce learning in the most enjoyable way.

Let's make this summer one to remember — full of laughter, learning, and lovely memories.

**WISHING YOU ALL A  
JOYFUL AND ENRICHING  
SUMMER!**





**“STAY ON TRACK AND SHINE—FOLLOW THE CALENDAR, ONE ACTIVITY AT A TIME!”**

SUNDAY	MONDAY	TUESDAY	WEDNESDAY	THURSDAY	FRIDAY	SATURDAY
<b><u>DAY – 1</u></b> Start your day with a smile 	<b><u>DAY – 2</u></b> Organize books and toys at the right place	<b><u>DAY –3</u></b> Create savings Jar: Save some amount of pocket money in a jar 	<b><u>DAY - 4</u></b> Water plants with a spray bottle	<b><u>DAY -5</u></b> <b><u>World Environment Day- (5<sup>th</sup> JUNE)</u></b> Plant a seed, water it daily and observes its growth 	<b><u>DAY-6</u></b> Prepare a Rainbow sandwich -notice its texture, colour and taste of the ingredients 	<b><u>DAY-7</u></b> Offer a help to someone in need (e.g carrying books) 
<b><u>DAY – 8</u></b> Organize your book shelf	<b><u>DAY – 9</u></b> Donate Old Toys – one who need	<b><u>DAY – 10</u></b> Clean your temple space	<b><u>DAY – 11</u></b> Learn to Turn off lights and fans when not in use	<b><u>DAY – 12</u></b> Write a list of things you are grateful for	<b><u>DAY – 13</u></b> Create a bird feeder and hang it outside	<b><u>DAY – 14</u></b> Help in refilling water bottles
<b><u>DAY – 15</u></b> Make a “Super Dad” cape for father.  <b>(15<sup>TH</sup> JUNE)</b> <b><u>HAPPY FATHER'S DAY</u></b>	<b><u>DAY – 16</u></b> Reuse waste to make something creative	<b><u>DAY – 17</u></b> Organize or restock the car's emergency kit-bandage, torch etc 	<b><u>DAY – 18</u></b> “Create calm corner”- Create a cozy spot with a favourite book, toy or colouring book 	<b><u>DAY – 19</u></b> Pretend to be a nature reporter and give peaceful report about what you see outside-tress, birds, clouds etc 	<b><u>DAY – 20</u></b> Learn new survival skills (eg-Basic first aid practice, water purification demo) 	<b><u>DAY – 21</u></b> Practice 2-3 simple yoga asanas (21 <sup>st</sup> JUNE)  <b><u>WORLD YOGA DAY</u></b>
<b><u>DAY – 22</u></b> Read a story and share with your friend/sibling	<b><u>DAY – 23</u></b> Clean up your play area after use	<b><u>DAY – 24</u></b> Learn one new word in English and use it in conversation	<b><u>DAY – 25</u></b> Offer cold water or juice to delivery workers or helpers	<b><u>DAY – 26</u></b> Help your parent in daily household - chores	<b><u>DAY – 27</u></b> Help in carrying Groceries	<b><u>DAY – 28</u></b> Help make your bed every morning.
<b><u>DAY – 29</u></b> Make compliment card for family members – write the kind notes thoughtfully	<b><u>DAY – 30</u></b> Organize your bag and keep your Holidays Homework ready for the submission	<b><u>ENDING THE BREAK WITH WORDS WELL SPENT!!</u></b> 				

# ENGLISH

Where words come to play – let the English holiday magic begin!"

## **Create Your Own Travel Brochure (on A-3 size sheet)**

Dear Students,

Hope you're enjoying your summer break! Let's make it more fun by creating your own travel brochure based on a place you visited this vacation. It could be:


- A relative's house
- A park, mall, or zoo
- A city or village
- Or any other place you enjoyed!

### **What to Do:**

1. Take one A-3 size sheet horizontally.
2. Divide it into 5 creative sections using boxes or borders.
3. Use drawings, stickers, or photos to decorate.
4. Write in neat and clear handwriting.

### **Your Brochure Must Include These Sections:**

Section Title	What to Include
1. Name of the Place	Write the name of the place you visited.
2. Where is it Located?	Mention the city, state, or area.
3. What Did I Do There?	Describe the fun things you did or saw.
4. What I Liked Most	Share your favorite part of the visit.
5. Pictures or Drawings	Add hand-drawn pictures or photos of the place.

 **Cursive Book: Do Page 1-10 of your cursive handwriting book.**



### **Don't Forget:**

Bring your completed holiday homework as guided by your teacher after the reopening day.

Have a fun, safe, and creative holiday!    



## SAMPLE FOR REFERENCE AS GIVEN BELOW:-



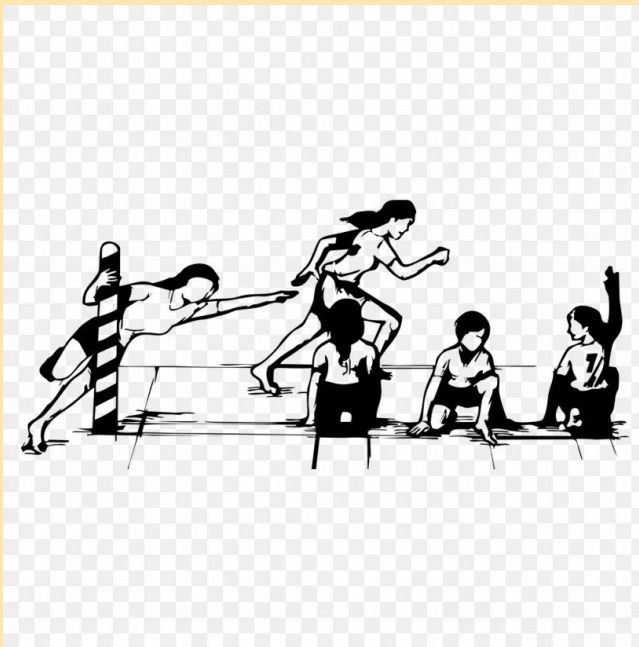


# हिन्दी

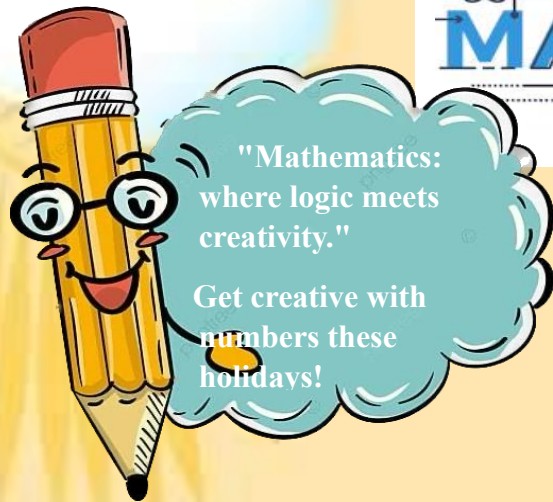
"जो समय की कद्र करता है, समय उसे सफलता का इनाम देता है।"

प्रश्न- खेलों का रिश्ता पुराना,  
मनोरंजन का साधन मस्ताना ।  
दादी-नानी ने जो खेले-खेल,  
लुप्त हो गए वो पुराने खेल ।

भारत में खेले जाने वाले पारंपरिक खेलों के विषय में जानकारी एकत्रित कर उन्हें ए-4 साइज़ शीट पर चित्रों के माध्यम से दर्शाएँ और सुन्दर पोस्टर बनाइए तथा स्लोगन के माध्यम से उनके महत्व बताइए ।



प्रश्न-2 सुलेख- पृष्ठ 1 से 7 तक पूरा करें ।



- ❖ Learn the tables from 2- 20 and write in practice notebook.
- ❖ Practice 10 questions of addition, subtraction, multiplication and division each in your practice notebook.

## PROJECT BASED ACTIVITY

ROLL NO. ( 1- 13)

- ❖ **GEOMETRY IN THE MASKS– A FUSION OF ART AND MATHS**  
(To be done on A-3 size sheet)



Design and make a mask using geometric shapes such as circles, triangles, ovals, rectangles, and squares. Use these shapes to form different parts of the mask like the eyes, mouth, horns, and for decoration.

 Add a Splash of Art!

Use bright painting colors (like red, gold, black, white) to decorate your mask in traditional style. Use shading, highlights, and paper layering techniques to create a 3D effect.

Count the number of shapes and make tally marks.

SHAPES	TALLY MARKS
Circle	
Triangle	
Rectangle	



**ROLL NO. ( 14- 27)**

**SNACKS TIME WITH SHAPES** (To be done on A-3 size sheet)

**Innovating with Geometrical shapes is so much fun.**

**It not only involves playing with our imagination but also recreating things in a meaningful way. Try your hands at recreating some healthy snack that keep us fit and present it using Geometrical shapes. Enjoy this snack with your family and friends!! (Click your pictures while preparing and of the dish you have made)**

**SAMPLE FOR REFERENCE AS GIVEN BELOW:-**



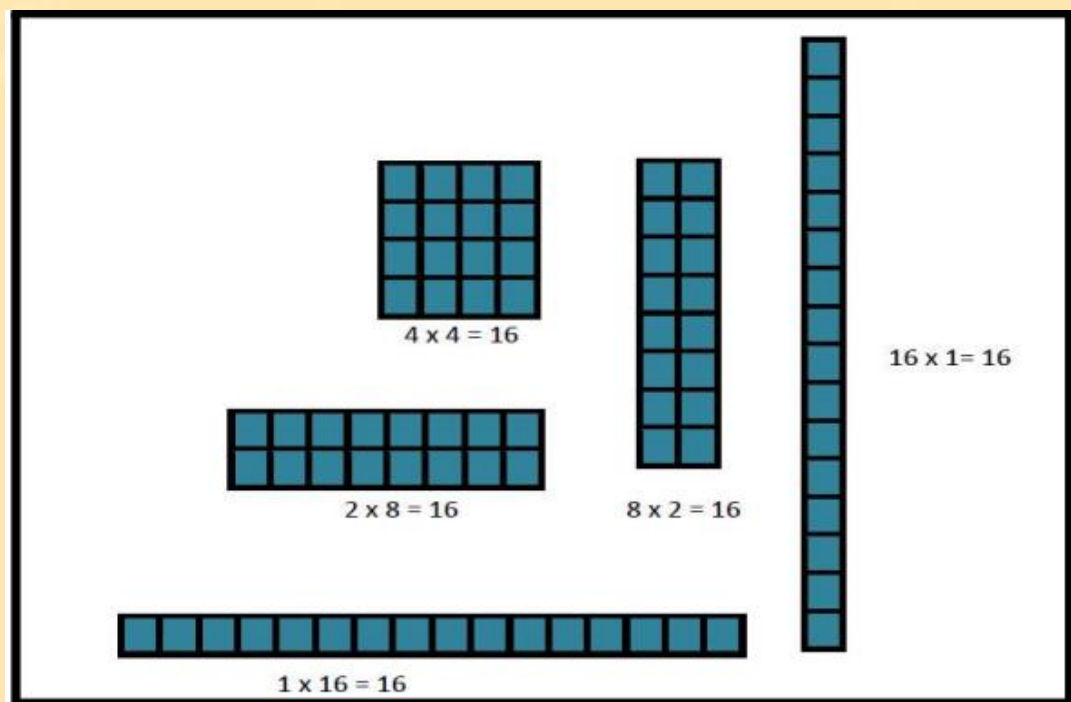



**ROLL NO. ( 28 Onwards)**

**FUN WITH ARRANGEMENTS** (To be done on A-3 size sheet)

We must take bold actions to reverse the loss of forests and their biodiversity for the benefit of the current and future generations. Vrinda decided to plant 56 saplings in her garden. She arranged them in 8 rows and 7 columns.

For eg: There are many ways of arranging 16 plants.



Are there any other ways of arranging 56 plants? Draw / Paste/ Represent arrangements. (You can use beads, kidney beans, etc to represent the arrangements.) You may refer to the samples attached above.



• “Unleash your imagination — let your creativity shine in every activity!”

• Don’t forget to write your name, class & section on the back side of the sheet.

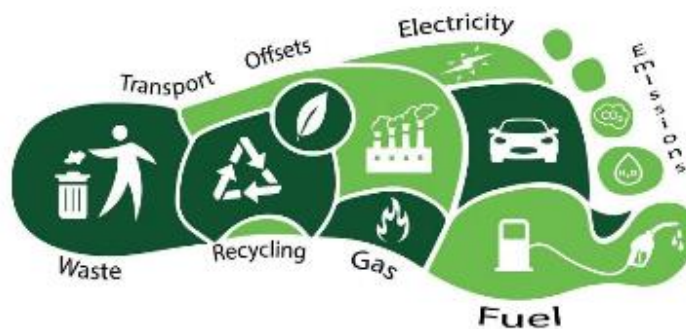
# Environmental Science

## “Young Minds, Big Discoveries”

Young scientists are always full of curiosity and questions. They love to explore, experiment and discover new things. Their small ideas today can lead to big inventions tomorrow. To encourage our young learners to save our environment and to make our planet earth a better place to live, we have planned an interesting and engaging homework for our students.

### ROLL NO.1- 20

You leave your footprints when you walk on sand. There is a term called ‘Carbon footprints’. What do you mean by this term? Find out the factors causing it and what can be your contribution towards reducing your carbon footprints on our planet. Write about it depicting pictures on an A3 size pastel sheet.



### ROLL NO. 21-40

Imagine yourself as a ‘Cleanliness fairy’ or ‘Cleanliness Angel’ for a day. How would you use your magic powers to make our earth cleaner and greener? Draw a beautiful poster on an A3 size pastel sheet to showcase your thoughts.







**I am sharing few links. You all can conduct these simple and fun loving experiments at home and record a very short video and share your experiences with your classmates.**

- **[Littlebinsforlittlehands.com](http://Littlebinsforlittlehands.com)**
- **Milwaukee with kids**

**As we celebrate 'World Environment day' on 5<sup>th</sup> June every year.**

**As young learners, you all can do to reduce environmental pollution.**

- **Do car pooling whenever possible.**
- **Avoid using plastic bags, instead use cloth, jute or paper bag.**
- **Carry your water bottle from home while going out.**
- **Try to clean your locality, lane or block.**



*"Use this holiday to learn, explore, and grow—each worksheet is a step toward your success!"*



# Brain International School

Vikas Puri, New Delhi

## SUBJECT: ENGLISH

NAME : \_\_\_\_\_ CLASS: \_\_\_\_\_ DATE: \_\_\_\_\_

### Part 1: Abstract Noun Crossword

Fill in the crossword puzzle using the clues below.

Across

- 2. The feeling of being happy
- 4. A strong belief in yourself
- 6. The opposite of hatred
- 7. The act of forgiving someone

• Down

- 1. The state of being kind
- 3. A sense of right and wrong
- 5. The ability to wait without getting angry

Word Bank: Love, Patience, Forgiveness, Kindness, Happiness, Confidence, Honesty

Crossword Grid:


### Part 2: Word Hunt (Abstract Nouns)

Find at least 6 abstract nouns using the letters in the table below.

Example: Loyalty

Word Hunt:

		L		
	E		Y	
A		O		T
	N			



Part 3: Gender Game: Match & Sort

Match the masculine noun with its feminine form.

Masculine	Feminine
Uncle	_____
Actor	_____
Lion	_____
King	_____

Sort the following words into Common and Neuter Gender boxes: Doctor, Table, Teacher, Bag, Parent, Fan

Common Gender	Neuter Gender
_____	_____
_____	_____



# Brain International School

Vikas Puri, New Delhi

## विषय - हिंदी

नाम - .....

कक्षा - .....

दिनांक - .....

**प्रश्न-1** निम्नलिखित संयुक्त व्यंजनों से दो-दो शब्द बनाइए -

क्क - ..... .....

च्च - ..... .....

**प्रश्न-2** निम्नलिखित शब्दों के दो-दो पर्यायवाची शब्द लिखिए -

(क) बाग़ - ..... .....

(ख) हवा - ..... .....

**प्रश्न 3** निम्नलिखित शब्दों के वाक्यों में प्रयोग कीजिए -

(क) गोल - ..... .....

.....

(ख) खुशबू - ..... .....

.....

**प्रश्न 4** निम्नलिखित अशुद्ध वाक्यों को शुद्ध करके लिखिए -

(क) रमेश को काटकर गाजर खिलाओ ।

.....

(ख) मेरे को दिल्ली जाना है ।

.....

(ग) मोहन को काटकर गाजर खिलाओ ।

.....



### प्रश्न 5 निम्नलिखित गद्यांश पढ़कर पूछे गए प्रश्नों के उत्तर दीजिए -

बातचीत करते समय हमें शब्दों के चयन पर विशेष ध्यान देना चाहिए, क्योंकि सम्मानजनक शब्द व्यक्ति को महान बनाते हैं। बातचीत को सुगम एवं प्रभावशाली बनाने के लिए सदैव प्रचलित भाषा का ही प्रयोग करना चाहिए। अत्यंत साहित्यिक भाषा के प्रयोग से कहीं ऐसा न हो कि हमारा व्यक्तित्व चोट खा जाए। बातचीत में केवल विचारों का ही आदान-प्रदान नहीं होता, बल्कि व्यक्तित्व का भी आदान-प्रदान होता है। अतः शिक्षक वर्ग को शब्दों का चयन सोच-समझकर करना चाहिए। शिक्षक वास्तव में एक अच्छा अभिनेता होता है, जो अपने व्यक्तित्व, शैली, बोलचाल और हाव-भाव से विद्यार्थियों का ध्यान अपनी ओर आकर्षित करता है और उन पर अपनी छाप छोड़ता है।

(क) बातचीत में किस प्रकार की भाषा का प्रयोग करना चाहिए ?

---

---

(ख) हमारा व्यक्तित्व चोट कैसे खा जाएगा ?

---

---

(ग) वास्तव में शिक्षक कैसा होता है ?

---

---

(घ) 'शिक्षक' शब्द का वाक्य में प्रयोग कीजिए ।

---

---

(ङ) 'अच्छा' शब्द का विलोम शब्द लिखिए ।

---

(च) उपर्युक्त गद्यांश का उचित शीर्षक दीजिए ।

---



**SUBJECT: MATHEMATICS**

NAME : \_\_\_\_\_ CLASS: IV \_\_\_\_ DATE: \_\_\_\_\_

**WORKSHEET -1**

**Q1) Solve the following crossword puzzle by answering the following questions.**

(a) ↓	→				(b) ↓		(c) ↓		
				(d) →					
					(e) →				
	(f) →								
(g) ↓	→								
					(h) →				(i) ↓
		(j) →							

**Across** →

a) Successor of 23454

d)  $8469 \times 10$

e) 34972 rounded to nearest 10

f)  $523100 + 242119$

g) smallest number formed by using 1,3,8,0

h)  $80000 - 25792$

j) largest 5 -digit number

**Down** ↓

a) Predecessor of 237

b) greatest number made by using 5,3,2,4

c) Predecessor of 10000

g)  $96 \times \underline{\hspace{1cm}} = 9600$

i)  $80 \times \underline{\hspace{1cm}} = 6400$



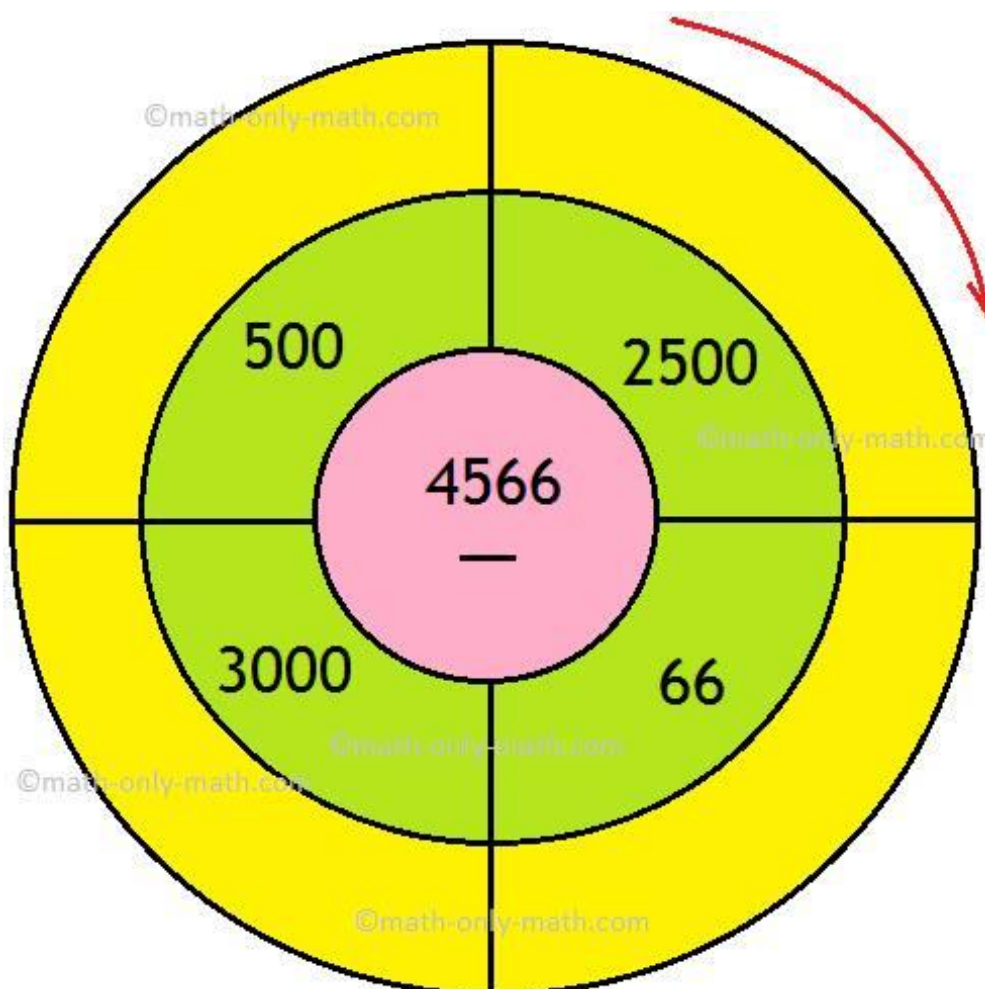


**SUBJECT: MATHEMATICS**

NAME : \_\_\_\_\_ CLASS: IV \_\_\_\_ DATE: \_\_\_\_\_

**WORKSHEET – 2**

Q1) Given below is the subtraction wheel. Subtract the number of the middle circle from the number in the inner circle and write the answer in the outer circle.



Q2) Estimate the difference by rounding off the given numbers:

S.No.	Question	Rounded Numbers		Estimated Difference	Exact Difference
(i)	6852 - 5431	Nearest 10s			
(ii)	3468 - 1218	Nearest 100s			
(iii)	5739 - 3852	Nearest 100s			
(iv)	27345 - 24581	Nearest 1000s			





# Brain International School

Vikas Puri, New Delhi

SUBJECT : EVS

NAME: \_\_\_\_\_ CLASS : \_\_\_\_\_ SEC.: \_\_\_\_\_ DATE: \_\_\_\_\_

**Q.1. Unscramble the words to form a meaningful word.**



CEALN

--	--	--	--	--

MOBC

--	--	--	--

LOEITT AEPPR

--	--	--	--	--	--	--	--	--	--

RBUHOHTOTS

--	--	--	--	--	--	--	--	--	--

NLIA PREICPL

--	--	--	--	--	--	--	--	--	--

HBAT

--	--	--	--

RWHEOS

--	--	--	--	--	--

MWSUTHOHA

--	--	--	--	--	--	--	--	--

OEWTL

--	--	--	--	--

GRSME

--	--	--	--	--

PTSHAEOTTO

--	--	--	--	--	--	--	--	--	--

LSSOF

--	--	--	--	--

PAHOOSM

--	--	--	--	--	--	--

RUTNIOE

--	--	--	--	--	--	--

WHAS

--	--	--	--

AOPS

--	--	--	--

SNGPEO

--	--	--	--	--	--

EYINHEG

--	--	--	--	--	--	--





# Brain International School

Vikas Puri, New Delhi

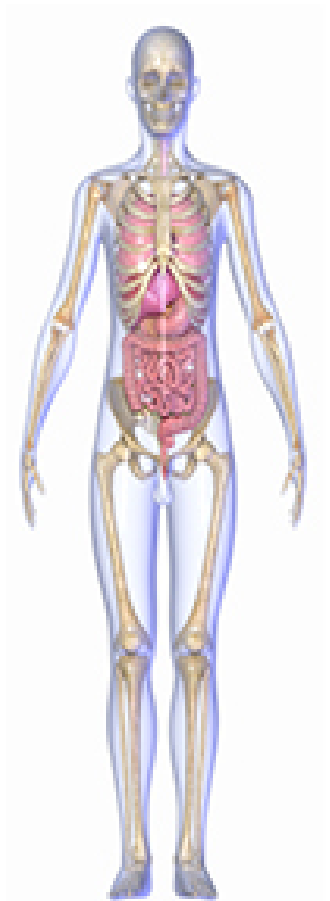
SUBJECT : EVS

NAME: \_\_\_\_\_ CLASS : \_\_\_\_\_ SEC.: \_\_\_\_\_ DATE: \_\_\_\_\_

**Q.2. Search the hidden words related to human body and encircle them.**

## Word Search

**DIRECTIONS:** Find and circle the vocabulary words in the grid.  
Look for them in all directions including backwards and diagonally.



H	G	A	L	L	B	L	A	D	D	E	R	I	Z	W	N	H	J	L	N	M
A	G	L	S	E	L	C	S	U	M	P	W	N	D	B	E	K	A	D	N	O
A	M	C	I	R	C	U	L	A	T	O	R	Y	A	V	L	T	M	E	N	U
A	B	U	I	N	T	E	S	T	I	N	E	S	I	O	E	A	R	F	E	T
L	T	X	S	S	F	J	J	K	U	L	B	T	D	L	V	V	D	E	U	H
E	R	E	X	C	R	E	T	O	R	Y	S	M	E	E	O	S	D	D	R	O
W	E	F	W	R	U	C	T	O	U	E	K	K	R	U	Z	Y	J	D	E	M
H	I	S	G	N	U	L	I	R	G	W	S	X	S	S	C	E	J	S	T	R
P	O	B	O	E	X	Q	A	I	A	S	N	I	E	V	H	N	A	M	E	P
A	U	A	R	P	T	X	D	R	J	C	E	K	L	A	S	D	Z	H	R	E
R	K	H	M	A	H	C	B	C	Q	I	H	C	V	Q	F	I	E	I	S	N
T	Q	B	Z	O	I	A	A	G	U	S	H	E	F	B	L	K	N	J	S	S
E	J	W	M	F	T	N	G	R	X	T	A	A	X	O	B	R	W	R	A	
R	E	V	I	L	R	S	E	U	S	P	I	N	A	L	C	O	R	D	J	E
I	L	V	N	Q	K	T	B	L	S	F	G	J	F	M	N	V	Y	Q	S	R
E	R	T	F	F	H	W	W	H	L	M	M	R	L	Q	Q	M	N	E	E	C
S	U	T	M	R	E	S	P	I	R	A	T	O	R	Y	T	W	V	C	U	N
Q	Z	T	A	E	F	J	D	Q	J	X	R	W	H	E	A	R	T	X	E	A
X	X	X	M	B	L	G	N	H	Y	J	N	Y	S	L	E	U	P	O	T	P
K	V	W	V	R	X	N	Y	R	A	H	P	J	N	N	M	D	H	A	B	C
B	R	O	N	C	H	I	A	L	T	U	B	E	T	X	X	B	O	N	E	S

ARTERIES  
BLADDER  
BONES  
BRAIN  
BRONCHIAL TUBE  
CIRCULATORY  
DIGESTIVE  
ESOPHAGUS

EXCRETORY  
GALLBLADDER  
HEART  
INTESTINES  
KIDNEYS  
LARYNX  
LIVER  
LUNGS

MOUTH  
MUSCLES  
MUSCULAR  
NERVES  
NERVOUS  
PANCREAS  
PHARYNX  
RECTUM

RESPIRATORY  
SKELETAL  
SPINAL CORD  
STOMACH  
TRACHEA  
URETERS  
URETHRA  
VEINS



**SUBJECT- F.I.T**





LET'S THIS  
HOLIDAY BE A  
BLEND OF FUN  
AND LEARNING—  
SEE YOU BACK  
WITH STORIES  
AND SMILES!"