

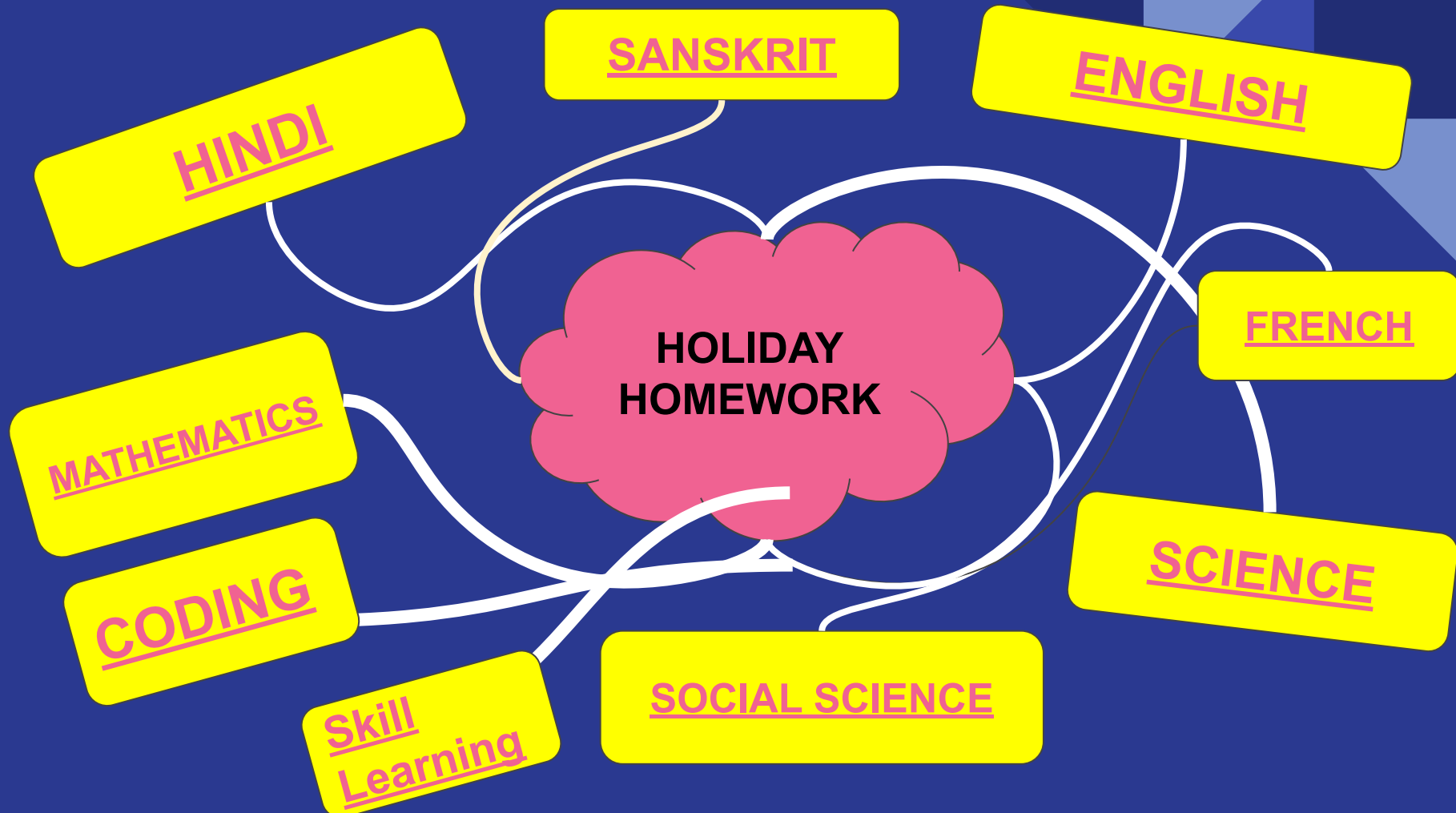
HOLIDAY HOMEWORK

Class VII (2025-26)



General Instructions To Be Followed

- 1. Holiday homework is compulsory for all students.**
- 2. Holiday homework should be done as per the instructions given.**
- 3. Assessment will be done based on originality, creativity, neat handwriting, presentation and submission of work on time.**



ENGLISH

1. Comic Strip Storytelling

Create a **comic strip** based on an original short story or an adapted folk tale.

Tools: Canva, Google Slides, or hand-drawn (if digital access is limited)

Guidelines:

- Include **dialogues in speech bubbles**
- Use **at least 6–8 frames**
- Focus on grammar, punctuation, and creativity
- Print or submit a digital copy



NEXT

2. Digital Character Diary

Choose a character from a book or story you've read and write **3 diary entries** from their perspective.

Tools: Google Docs, Canva, or Book Creator

Art Integration: Add **drawings, emojis, or digital stickers** to match the character's emotions.

Presentation: Submit a digital version or printed copy.



3. Attempt the questions given in the **worksheet** below in English notebooks.

<https://docs.google.com/document/d/1In1rsDGQJhNQ6lJQhiIMKupnbrAw-SPluYcjiegSLZs/edit?usp=sharing>

Online google classroom submissions

7A- <https://classroom.google.com/w/NzY0ODcyOTAzNTEz/tc/NzY4MTc4NjAyMzEy>

7B - <https://classroom.google.com/c/NzUzNTM0OTc0Mjk4?cjc=nggz3opn>

7C- <https://classroom.google.com/c/NzY0NTg2NjA5ODQ3>



HINDI

प्रश्न 1 दिए गए विषयों में से किन्हीं दो विषयों पर एक पोस्टर बनाए। (Submit in A-3 sheets)

जैसे - स्वच्छ भारत अभियान , पर्यावरण बचाओ, पानी बचाओ, महिला सशक्तिकरण

निर्देश - "हिंदी नारे और वाक्यांशों का प्रयोग करें, संबंधित चित्र बनाएं, और पोस्टर को रचनात्मक ढंग से सजाएं।"

प्रश्न -2 कहानी लेखन

निर्देश: एक रचनात्मक हिंदी कहानी (100-150 शब्दों में) लिखिए और उसका चित्र बनाइए।
इसे एक शीर्षक दीजिए, मुख्य पात्रों के नाम लिखिए और कहानी से मिलने वाली शिक्षा बताइए। इस कहानी को एक लघु कॉमिक स्ट्रिप (चित्र-कथा) में बदलिए।

[Online google classroom submissions](#)

स्लाइड्स की PPT के रूप तैयार कीजिए और गूगल क्लासरूम में पोस्ट कीजिए।

प्रश्न 3- वर्कशीट (Submit in A-4 sheets)

<https://docs.google.com/document/d/1jGIMh67mxpXyqE63jl-WUleEoAF6oy4bHsj50Iy3ftA/edit?tab=t.0>

VIIA <https://classroom.google.com/c/NzY3Mjk4MDg3NDAx/a/NzY4MzY3MjQxNjcw/details>

VIIIB <https://classroom.google.com/u/1/w/NzY0NDQ1MjA2MjQ2/tc/Nzc5Njg3MzY0NTM3>

VIIC <https://classroom.google.com/c/NzY0NjI2NzMwNTYw/a/NzY4Njk1Nzg2MDk3/details>



HOME

SCIENCE



SCRAPE FILE WORK:

In a scrape file, kindly show the following activities.

ACTIVITY 1: Write any Five uses of neutralisation in daily life and paste its picture

ACTIVITY 2: Collect data about the instruments (ammeter, switch, wire, resistance, battery ... and write about them with the picture/diagram.

WORKSHEET:

<https://docs.google.com/document/d/1SF3uhG70SIp9SCAtfD4wKbNcTJwmQxCI9SrsCGybNz0/edit?tab=t.0>

VIDEO:

Make a video on the activity given below

Explain the working of a cell, how does it change chemical energy into electric energy. Post the video on Google classroom.

PROJECT: MODEL

<https://docs.google.com/document/d/1SF3uhG70SIp9SCAtfD4wKbNcTJwmQxCI9SrsCGybNz0/edit?tab=t.0>

GC LINK:

CLASS 7A <https://classroom.google.com/c/Njk4NzcyNjA5OTEw/a/NzY4NjQ4NjYwMjkz/details>

CLASS 7B - <https://classroom.google.com/c/NzUzNDg1OTg3OTg5/a/Nzg3OTk2NTk3MTI1/details>

CLASS 7C <https://classroom.google.com/w/NzY0ODY4MDgxOTE5/t/all>

NEXT SLIDE

MATHEMATICS

ACTIVITY (to be done in Activity file)

To represent the products of decimal numbers (i) 0.8×0.9 and (ii) 0.7×0.3 using a square sheet.

Watch this video for reference- <https://www.yout-ube.com/watch?v=qK0XgDcYUGY>

PROJECT (to be done on A4 size sheet)

Research, collect and compare the data of the number of tourists of Andaman and Nicobar islands in 2023 and 2024-

https://www.andamantourism.gov.in/tourist_data.php

You can round off the value if needed.

Pictures to be posted on GC



HOME

MATHEMATICS

WORKSHEET

Attempt the worksheet: (Worksheet to be solved in Maths register).

https://docs.google.com/document/d/1891ypGFSuv5hZRsrltnBOjpJDEezr50UdmQ_4_iCDA/edit?usp=sharing

Online google classroom submissions.

VII A: <https://classroom.google.com/c/NzY3MDQzMDE5NjIx?cjc=nqmrukpm>


VII B: <https://classroom.google.com/c/NzY0MzEwNzU4NzAz>

VII C: <https://classroom.google.com/w/NzY3MDM2MTgwMzU0/t/all>



[HOME](#)

SOCIAL SCIENCE



1.PROJECT ACTIVITY:-

Currencies of the World:

“To understand the power of a nation, it is very much necessary to study its economy.”

The very first step in this direction is to know details about the currency used in a country. Let us do a comparative study of currencies of various nations with our country.

- a. Prepare a scrap file or use chart paper/card board by pasting the pictures of currency (notes and coins) used in the given countries.**
- b. Also draw their symbols depicted on the two sides.**
- c. Show the comparison of their current market value with Indian currency.**
- d. The countries to be studied are as follows:**

India, Sri Lanka, Singapore, Hong Kong, Japan, UAE, Switzerland, Netherlands and Canada (Use one page for one country.)

2. RESEARCH WORK:- SDG (Sustainable Development Goals)

Students will research and explore about the [Sustainable Goal \(SDG-13\) which focuses on “Taking urgent action to combat climate change and its impacts.](#) “Prepare a Presentation/Template (8-10 slides) using Canva or Google slides exploring the impact of climate change (such as rising temperatures and extreme weather events etc) and methods to combat climate change. The PPTs to be posted on the Social Science Google Classroom- assignment section. (Further work on SDG project will be undertaken after the school will reopen).

3. WORKSHEET :- Please find the attached document of the practice worksheet by clicking on the link given below. (Worksheet to be solved in the social science notebook itself)

https://docs.google.com/document/d/1CKKfuzuacM_BM_xB5nC_CpFLLiUIPoqM/edit?usp=drivesdk&oid=100310231400720159987&rtpof=true&sd=true

Note: All three projects are compulsory. Use your creative ideas and pictures as much as possible. The project should be very neat and clean.

Google Classroom (GC) Links:-

VII-A **<https://classroom.google.com/c/NzUzNTAyOTgzOTUx/a/Nzc5NDkxMTczNzI3/details>**

VII-B **<https://classroom.google.com/c/NzUzNTAyNDg4Njc3/a/Nzc5NDkzODkzMDQ2/details>**

VII-C **<https://classroom.google.com/w/Njc5MDk5Nzg1MjIy/tc/Nzc5NTU2MjA3NDg1>**

FRENCH

1. Make a presentation on any Francophone country in English (topics to be included can be - history of French language, food, national symbols, famous monuments , places to visit , other interesting facts etc.) and submit on google classroom.
Rules for submission - 1. Not more than 5 slides

2. Chat gpt can be used for research not for copy pasting. Present the points in your own words.
2. From **french workbook**- Solve term 1 paper - pages 41-50 - section A, section B, section C (all questions except q 5,6,7,8) , section D,
3. Click on the three links below complete all the exercises. Make a note of your scores, in your French notebook, along with the date.
 - i) [Le travail et la famille | Apprendre le français avec TV5MONDE](#)
 - ii) [Je joue au football en français | Apprendre le français avec TV5MONDE](#)
 - iii) [Les prénoms | Apprendre le français avec TV5MONDE](#)

GC LINK FOR HHW :

<https://classroom.google.com/c/NjcyMTA4ODEzMDU0/p/NzY4MzAxNTA3MjI3/details>



HOME

SANSKRIT

Class 7 Sanskrit ग्रीष्मावकाशस्य गृहकार्यम् (Summer Holiday Homework)

PPT Online google classroom submissions, एक फोल्डर में सजाकर जमा करें।

<https://classroom.google.com/c/NjcxOTU5Njl5NDU5/a/Nzg0MzYx/details>



NEXT

CODING

1. 🧠 Logic Building & Algorithmic Thinking

Daily Logic Puzzle Log

- Solve one puzzle per day (Sudoku, riddles, or code patterns)
- Maintain a "Logic Journal" with solutions and short notes

2. 🎨 Creativity Meets Tech

- **Poster or Digital Design**

Topics:

- "Coding is the Future"
- "Digital Safety Tips"
- "My Dream App"
- Can be made using **Canva**, **PowerPoint**, or hand-drawn.

3. 📝 Activity

Watch & Reflect

- Watch a kid-friendly video about computers or coding (e.g., "What is a computer?" by Code.org)
- Write 5 points you learned and 1 question you still have.

Submission- On the Google Classroom

VII-A - [7A GC](#)

VII-B - [7B GC](#)


VII-C - [7C GC](#)

[HOME](#)

Skill Learning

Digital Storytelling: Create a short story (with text and images) using Google slides/ Canva. The story can be about your summer vacation or anything imaginative.

Tech Heroes: Research a famous figure in the history of computer science or technology (e.g., Ada Lovelace, Charles Babbage, Steve Jobs) and create a short biography using Google Docs.



[HOME](#)

Have a Happy
Vacation!
Stay safe and enjoy!

