
HOLIDAY HOMEWORK

Class : VI

Session: 2025-26



General Instructions

1. Holiday homework is compulsory for all students.
2. Holiday homework should be done as per the instructions given.
3. Assessment will be done based on originality, creativity, neat handwriting, presentation and submission of work on time.

Subjects



English

Hindi

Mathematics

Science

Social Science

Sanskrit

French

Coding

Skill Subject



English



1. MINI NEWSPAPER

Design a one-page newspaper with a creative title on the front page.

Include:

- A creative headline
- A weather report (imaginary or real)
- A news article (about a festival, event, or local story)
- A fun column (travel tip, crossword, or cultural facts)
- Format it digitally on Google Slides/Canva. If Google Slides or Canva is inaccessible, create it on an A4 sheet of paper.





English



2. PODCAST PROJECT – Voice It Out

Tool: Voice recorder / mobile app / any online tools

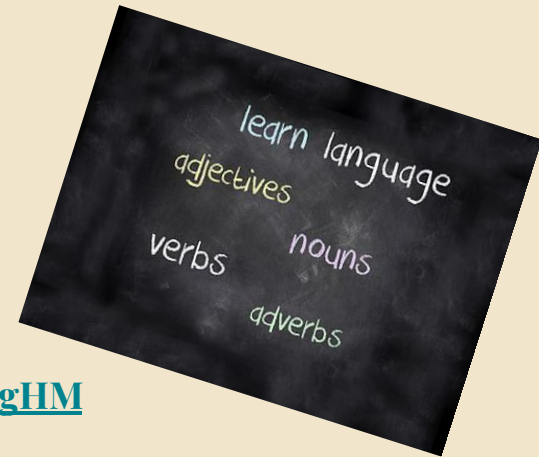
Create a **2-minute audio podcast episode** on **ANY ONE** of the following topics:

- “My Favourite Character from a Book”
- “Why Reading is Cool”
- “A Day in the Life of a Superhero”

Write a short **script** first and then record. Share audio + script on English Google Classroom.



English



3. WORKSHEET

Attempt the following worksheet in your notebook:

https://docs.google.com/document/d/1wRgmIEdsOwAlslit_w6cP3rI3cTJl-gHM_atHB_amHFA/edit?usp=sharing

Online google classroom submissions

6A - <https://classroom.google.com/c/NzUzNTg1MjI1MDk1>

6B - <https://classroom.google.com/c/NzUzNTMoOTcoMDAw?cjc=o4ytobiq>

6C - <https://classroom.google.com/c/NzUzNTMzOTc4ODM2?cjc=jod57f55>

[HOME](#)

Hindi

प्रश्न-1 अपने मनपसंद किसी एक खिलाड़ी की जानकारी प्राप्त कीजिए तथा उस पर एक ब्रोशर बनाइए। इस के बारे आप ऑनलाइन जानकारी एकत्रित भी कर सकते हैं।

(Submit the work as a hard copy on A4 SIZE RULED SHEETS PHYSICAL SUBMISSION BY 5/7/25)

पी०पी०टी०

प्रश्न -2 किसी भी नैतिक मूल्य जैसे - सच्ची मित्रता ,आदर और सम्मान, आदि शीर्षक को ध्यान में रखते हुए एक कहानी को पढ़कर चित्रों के रूप में एक कहानी को 5 स्लाइड्स की PPT के रूप तैयार कीजिए और गूगल क्लासरूम में पोस्ट कीजिए।



HOME

VIA <https://classroom.google.com/u/1/w/NzUzNTEyODk2NzI2/tc/Nzc5Njg0NjkxNTYy>

VIB <https://classroom.google.com/u/1/w/NzUzNTMxMDI0NTU3/tc/Nzc5Njg1MDc2Mzcz>

VIC <https://classroom.google.com/c/NzUzNjM5NjE0NzU3?cjc=6h3tzajr>



Hindi

प्रश्न -3 WORKSHEET

https://docs.google.com/document/d/1anrnly-rz_wOEDQU-ZK4aLHds8kq3JuE64jG3qRxwk/edit?tab=t.0

(Submit the work as a hard copy)**(A4 SIZE RULED SHEETS PHYSICAL SUBMISSION BY
5 /7 / 25**

MATHEMATICS

SUBJECT ENRICHMENT ACTIVITY

To be done in Practical file.

Activity 1: Make your own Protractor by paper folding

Activity 2: Make a creative collage using colored threads(wool) to show different kinds of angles.

Document:

https://docs.google.com/document/d/1TKv59hle0QDOk9ZrxtKI0Hx5wEAKoXO_04snY92T0mc/edit?usp=sharing

ART INTEGRATION

To be done in Practical file.

Art integration 1: Create a colorful mandala using repeating patterns.

Art integration 2 : Make a beautiful butterfly using line segments. Measure any 5 angles made in a butterfly using a Protractor.

MATHEMATICS

To be done on A4 size sheet. Submit on GC

PROJECT: Research about the 7-wing radial plan of the *Cellular Jail*.

Create a Scaled Diagram

- Draw a circle (use a compass) to represent the jail's central hub.
- Divide it into 7 equal sections using a protractor (each $\approx 51.4^\circ$).
- Label each section as a wing and add small rectangles to represent cells.
-

To be done in Maths Notebook.

WORKSHEET:

https://docs.google.com/document/d/1yFkRC-94-CjA3-5_42pXnrSDipdgDcLR572RnL0vkjU/edit?usp=sharing

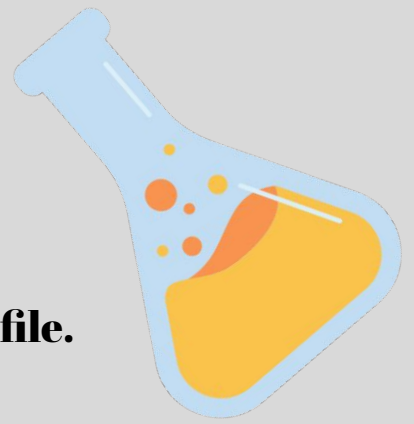
VI A: <https://classroom.google.com/c/NzY1MDc4MDgxNDIz>

VI B: <https://classroom.google.com/w/NzY3MDM2MTEwNzQ1/t/all>

VI C: <https://classroom.google.com/c/NzcyMDEyMTQyNDcy?cjc=y7erc6zi>



Science



Compile work for the following activities in your scrapbook or file.

- 1) Look at a map of India with different geographical areas such as mountains, plains, deserts, forests, mangroves, sea, lakes, etc., marked on it. Select **one region** out of it and write a report about the **flora and fauna** found in this region. Write down the **adaptations** of some important species and paste their pictures.
- 2) Collect **5 packaged** food items. Cut out and paste their **nutritional information** labels onto a surface. For each label, document the nutrient amounts and then provide a brief conclusion on whether the food is health-promoting or not, based on the label's data.
- 3) Create a **herbarium** by collecting **ten leaves** that vary in size, color, and shape. Dry them in old newspaper and then paste them attractively in a scrapbook. Ensure that at least five of the leaves are from **medicinal plants**.

[HOME](#)



Science



Attempt the questions given in the **worksheet** below in Science Notebook.

[Science Worksheet](#)





Science



Create a working model based on a scientific principle. You may either choose from the list of given scientific principles or can choose one of your choices too.

1. Simple Machines: Levers, pulleys, inclined planes, etc.
2. Electricity: Circuits, conductors, insulators, switches, etc.
3. Magnetism: Magnetic fields, attraction, repulsion, electromagnetism, etc.
4. Forces and Motion: Friction, gravity, Newton's laws of motion, etc.
5. Sound: Vibrations, pitch, volume, frequency, etc.
6. Light: Reflection, refraction, shadows, colors, optics, etc.
7. States of Matter: Solid, liquid, gas, changes of state, density, etc.
8. Plant Biology: Photosynthesis, growth, reproduction, germination, etc.
9. Animal Biology: Adaptations, habitats, life cycles, anatomy, etc.
10. Environmental Science: Conservation, pollution, ecosystems, climate, etc.



Social Science

1. Imagine you are the storyteller of your family's history. On a chart paper/ drawing sheet, Create a pictorial family tree that includes members from both your maternal and paternal sides. Along with names and photos or drawings, add a fun fact or any contribution about each member to make your family tree come alive.

 **Title: *My Family Tree – A Story of Roots and Branches***

For eg- Grandmother (Nani) – *Meena Sharma*: Expert in making delicious sweets and knitting sweaters.

2. Please find the attached document of the practice worksheet by clicking on the link given below. (Worksheet to be solved in the social science notebook itself)

https://docs.google.com/document/d/17tASfcT_NxqlEUFHaBhUiDnrtbBz_uZknp3Sqnb8_RI/edit?tab=t.0

Social Science

3. "If you were a deep-sea explorer, what five ocean creatures would you include in your underwater journal?"

Create a PowerPoint presentation on Google slides/ Canva introducing each creature with its name, habitat, special features, and one fun fact. Use images, sounds, or animations to make it interactive!

Submit your PPT on the given Social Science Google Classroom.

Online Google Classroom submission Link:

6A- <https://classroom.google.com/c/NzY3MDM5MTg0MDM4?cjc=zpekix5w>

6B- <https://classroom.google.com/c/NzY3MDM5MTg0NDE5?cjc=62ywbuko>

6C- <https://classroom.google.com/w/NzY0MzE2NDE5Mzk5/tc/Nzc5NTM>

[k3](#)





French



- a. Listen to this youtube video [\(141\) Numbers from 1 to 50 - French - English - YouTube](#) and make a chart of French numbers from 1-50.

OR

Listen to this youtube video [\(141\) Alphabet francais ABC avec deux mots pour les enfants - YouTube](#) and make a chart of French alphabets and write a French word with each alphabet

- b. Make a presentation on France (topics to be included can be - history of French language, food, national symbols, famous brands, places to visit etc.) and submit on google classroom.

Rules for submission - 1. Not more than 5 slides

2. Chat gpt can be used for research not for copy pasting. Present the points in your own words.



French



c. From french workbook - COMPLETE: pg 34 - q1/ pg 36 - q2 +grammar q1 / pg 38- q7,q8/ pg 40- q14, 17,18 / and pg 41- all questions

GC LINK FOR HHW -

<https://classroom.google.com/c/Nzc2OTY5NzQ3ODE2/p/NzY4MzAxMDMyMTY2/details>



Sanskrit

Class 6 Sanskrit ग्रीष्मावकाशस्य गृहकार्यम् (Summer Holiday Homework)

PPT बनाकर गूगल क्लास रूम पर पोस्ट कीजिए / A -4
शीट पर कार्य कीजिए।



<https://classroom.google.com/c/NzY0NjI2NjU2OTIx/a/NzY4OTM5MTEzMzg4/details>



Coding



1. Logic Building and Algorithm

Algorithm Cards

- Pick 5 real-life tasks (e.g., making a sandwich, brushing teeth)
- Write step-by-step instructions (like an algorithm) for each
- Convert one into a flowchart

2. Digital Skills & Creativity

Create a Digital Poster

Topic examples:

- "Why Coding is Important"
- "Be Safe Online"
- "My Dream App"
- Use Canva, Google Slides, or hand-draw and take a photo.



Coding

3. 📝 Fun & Reflective Assignments

Tech Diary

- Maintain a small diary of how you use technology each day
- Reflect on one good and one not-so-good tech habit and how to improve.

Submission- On the Google Classroom

VI-A - 6A GC

VI-B - 6B GC

VI-C - 6C GC



Skill Based Subject

1. **Famous Tech Personalities Report-** Make a short report using [Google Docs](#) on any one famous Tech personality that you are aware about or you can Google Search about it. Maximum 2 pages including pictures and their field of excellence with any inventions if any.
2. **Create a Digital Greeting Card on Occasion: "Friendship Day"** using [Google Slides](#) / [Canva](#).


Submission- On the Google Classroom

VI-A - [6A GC](#)

VI-B - [6B GC](#)

VI-C - [6C GC](#)





Thank You

