



Brain International School

Recognised Senior Secondary School, Affiliated to CBSE
Vikas Puri, New Delhi

HOLIDAY HOME- WORK

GRADE - I

SESSION: 2025-2026

"Summer vacation is the perfect time for kids to rest, explore, and learn through play — because every adventure brings a new discovery."



Dear Parents,


As the joyful summer vacation has begun, it is time for our young learners to enjoy a well-deserved break filled with fun, exploration and quality family moments. To ensure that learning continues in a joyful and engaging manner, we are delighted to share a thoughtfully curated set of Summer Holiday Homework for our students.

These carefully designed activities aim to reinforce foundational concepts while nurturing fine motor skills, creativity, and self-confidence.

Kindly encourage your ward to do the following activities to enhance their skills and make learning a joyful experience.

Morning Blessings- Help your children to inculcate good habits by doing, Surya Pranam and encourage them to greet all elders in the morning.







Fun in knowing- Spend quality time with your elders. Observe their routine. Listen to their childhood memories, incidents from the past and watch their old family albums. This will strengthen the bond between you and your elders.



Fun with books: Read story books with suitable morals with your child. Have walk together and talk to your children about what are their likes and dislikes. Who was there favourite character etc. **Suggested books:**

- Grandma's Bag of Stories by Sudha Murthy
- I love You, Mommy- Wonderhouse
- It's time to say Goodnight_ Wonderhouse
- 365 Bedtime Stories- Om Books
- We love to Cuddle- Lays Bittencourt





GUIDELINES FOR COMPLETING HOLIDAYS HOMEWORK

- We love our student's work so guide them to do the work independently.
- Take coloured printouts of the worksheets enclosed and guide them to do the work on their own.
- Maintain a separate Three-in-one notebook for writing practice.
- Submit the worksheets in a beautiful and neatly labelled folder decorated using waste material.



Theme for decorating the folder is Summer



Holiday Homework Submission Dates

Three-in-one notebook & Worksheets: 9.07.25
Project & Craft Work: 11.07.25

NOTE: Revise all the topics done till date. Continuous and Comprehensive Assessments will commence July onwards. This includes Reading, Recitation, Dictation/Spell Check, Jolly Phonics, Mental Math and Tables. The detailed schedule will be shared at the beginning of the month.





WRITING PRACTICE

English Cursive

Practice cursive writing for 15 days. Write simple sentences.

Math

Sequential Counting 1-200

Number names 1-20

5 Addition sums

NOTE: Practice the given topics twice a week.

Hindi

10 दिनों तक 5 अमात्रिक शब्द और 5 'आ' की मात्रा वाले शब्दों का लेखन अभ्यास करें ।

E.V.S


Learn 7-8 lines

Roll No - 1-17- My School

Roll No - 18-34 - My Family

Read chapters 1,2 and 3 thoroughly under the guidance of parents.


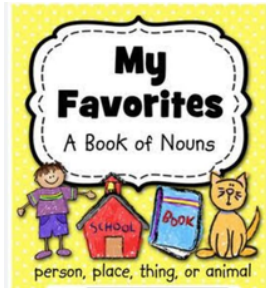
NOTE: All the writing work to be done in Three-in-one notebook. Eng (four line pages), Hindi (five line pages), Math (Square box pages)



PROJECT WORK

ENGLISH:

Create your own Picture Dictionary of Nouns by including 5 pictures each of persons, places, animals, and things. Each page should be 15×15 cm in size. Be creative and decorate each page with colours, drawings, cut-outs, and labels to make it attractive and informative. Once completed, compile all the pages into a neat and colourful booklet, and design a creative cover page.




HINDI:

एक सुंदर वॉल हैंगिंग बनाएँ , जिसमें 'आ' की मात्रा वाले 5-6 विभिन्न शब्दों का प्रयोग करें । प्रत्येक शब्द के साथ उसका संबंधित चित्र चिपकाएँ, ताकि वह आकर्षक लगे। वॉल हैंगिंग को रंगों, कागज की कटिंग, चमकीली पट्टियों और सजावटी वस्तुओं से रचनात्मक ढंग से सजाएँ।





ART



- Alphabet drawing letter A (pg-8)
- Alphabet drawing letter U (pg-14)
- Number drawing (pg-9)
- Airplane (pg-10)

F.I.T.



- Practice use of mouse at home.
- Draw any picture using circle shape in MS-PAINT and colour it. Take the printout and paste it in your F.I.T notebook.

**HAPPY
HOLIDAYS**



CELEBRATIONS!

love and joy



World
Environment
DAY



"Get creative, go green! For World Environment Day, June 5, 2025, make eco-friendly crafts from recycled materials. Bring your creations to school and let's celebrate sustainability together!"



"Breathe. Stretch. Smile.

Healthy body, peaceful mind!"

" On this World Yoga Day, June 21, 2025, take a moment to reconnect with yourself. Try a few simple asanas and experience the difference in mind and body."

- Tadasana (Mountain Pose) for good posture
- Vrikshasana (Tree Pose) for balance
- Bhujangasana (Cobra Pose) for a strong back
- Shavasana (Resting Pose) to relax completely



Van Mahotsav (Speaking Skills)- As a part of Van Mahotsav Festival, which will be celebrated in the first week of July. The students have to learn and speak few lines/slogans highlighting the importance of trees and environmental conservation. Students can also make banners to spread awareness.

Father's Day

Cooking without Fire Activity

Make a refreshing summer drink for your father, note down it's name and ingredients. Also capture the moment, making unforgettable memories together.


Name of the drink



Ingredients



CAPTURED MOMENT





Brain International School

Recognised Senior Secondary School, Affiliated to CBSE
Vikas Puri, New Delhi

Phonics Worksheet

Name: _____ Class: _____ Date: _____


Fill in the missing sound to complete the word.



	a	t
--	---	---



	o	w
--	---	---



	g	g
--	---	---



	e	n
--	---	---



	a	t
--	---	---



	n	t
--	---	---



	o	g
--	---	---



	i	g
--	---	---



	a	t
--	---	---



Brain International School

Recognised Senior Secondary School, Affiliated to CBSE
Vikas Puri, New Delhi

Phonics Worksheet











Name: _____ Class: _____ Date: _____

ch

Today's
Quest

sh

- Look at the letters and pictures below.
- Choose 'ch' or 'sh' to complete the word.

___ _ erry 	___ _ ell 
___ _ eep 	___ _ alk 
___ _ air 	___ _ ark 
___ _ irt 	___ _ eese 
___ _ ip 	___ _ icken 




Brain International School

Recognised Senior Secondary School, Affiliated to CBSE
Vikas Puri, New Delhi

English Worksheet

Name: _____ Class: _____ Date: _____

Q1 Look at the picture and write the words in the correct categories.



Name of animals	Name of things	Name of persons	Name of places

Q2 Circle the nouns.

cat	drink	flowers	go
garage	piano	green	sister
chips	red	baby	read
like	blue	bike	book



Brain International School

Recognised Senior Secondary School, Affiliated to CBSE
Vikas Puri, New Delhi

English Worksheet

Name: _____ Class: I-____ Date: _____



1. Look at the words given below and find them in the grid. .

EXAM
MARKER
BOOKS
CLASSMATE

RULER
PENCILS
ERASERS
BACKPACK

GLUE
TEACHERS
SCISSORS
HOMEWORK

G	L	U	E	A	E	J	I	K	C	H	B
C	D	M	F	P	E	N	C	I	L	S	G
H	L	A	Q	P	R	O	T	N	A	A	M
O	T	R	E	X	A	M	E	V	S	C	T
M	Y	K	A	Z	S	B	N	C	S	K	E
E	D	E	X	F	E	G	O	H	M	P	A
W	I	R	J	L	R	K	B	M	A	A	C
O	S	Q	T	U	S	P	O	N	T	C	H
R	U	L	E	R	V	E	O	G	E	K	E
K	A	Z	Y	C	D	W	K	F	H	I	R
X	B	S	C	I	S	S	S	R	S	J	S



Brain International School

Recognised Senior Secondary School, Affiliated to CBSE
Vikas Puri, New Delhi

हिंदी कार्यपत्रक

नाम - _____ कक्षा : I- _____


तिथि- _____

प्रश्न 1 नीचे दिए गए शब्दों से समान स्वर वाले 5-5 शब्द बनाइए ।

आम



घर



माला



Brain International School

Recognised Senior Secondary School, Affiliated to CBSE
Vikas Puri, New Delhi


हिंदी कार्यपत्रक

नाम - _____ कक्षा : I- _____

तिथि- _____

प्रश्न 2 नीचे दिए गए चित्रों को देखकर उनके शब्द लिखिए और वाक्य बनाइए ।

























Maths Worksheet

Name: _____ Class: I-____ Date: _____

1. Let's try to find out what the hidden numbers are.
Write them in the spaces provided.

1		3	4	
6	7		9	10
	12	13	14	
16		18		20
	22		24	


				
				



Maths Worksheet

Name: _____ Class: I-____ Date: _____

1. Use the key at the bottom of the page to colour the picture.



10

9

8

7

6


5



E.V.S Worksheet

Name: _____ Class: I-__ Date: _____

1. Identify the body parts and write in the blank.



1	_____	5	_____
2	_____	6	_____
3	_____	7	_____
4	_____	8	_____




E.V.S Worksheet

Name: _____ Class: I- _____ Date: _____

2. Visit a park with your family and observe the surroundings carefully. Use your five senses to describe what you see, hear, smell, feel and taste.

THINGS YOU CAN
SEE



THINGS YOU CAN
HEAR



THINGS YOU CAN
TOUCH



THINGS YOU CAN
SMELL



THINGS YOU CAN
TASTE





Principal's Message

*Wishing You a Joyful and
Enriching Summer Break!*

Dear Parents,

As we wrap up this wonderful term, it's time to hand over our little stars back into your loving care for the summer holidays. These early years are precious, and every moment with our child is a chance to build memories that will last a lifetime.

This summer, we encourage you to spend quality time with our child—laugh together, read stories, explore nature, and create simple joys. Cherish and preserve these moments, for they are the building blocks of childhood. Limit screen time and replace it with heartfelt conversations, family games, and activities.

Make our child feel special, heard, and loved. Involve them in fun, value-based learning—teach kindness, patience, gratitude, and responsibility through everyday tasks and play. These small experiences shape big hearts.

Let this holiday be productive and memorable, not just for our child, but for the entire family. We look forward to welcoming our little ones back, refreshed and full of stories, smiles, and new learnings.

Wishing you a safe, joyful, and love-filled summer!

*Warm regards,
Ms. Mamta Gupta
(Principal)*