

# SADHU VASWANI INTERNATIONAL SCHOOL FOR GIRLS



## SUMMER BREAK ACTIVITIES CLASS II (2025-26)

Holidays are a fun time to play, rest, and spend time with our family. But holidays are also a great time to learn new things!

The fun filled activities are designed, packed with exploration, knowledge, research and creativity that will help each one of you to blossom and explore new ideas in an enjoyable manner. It is a chance to use your time wisely, be productive, and keep your mind active during the break.

So, with a smile on your face perform each activity maintaining a balance between work and play.



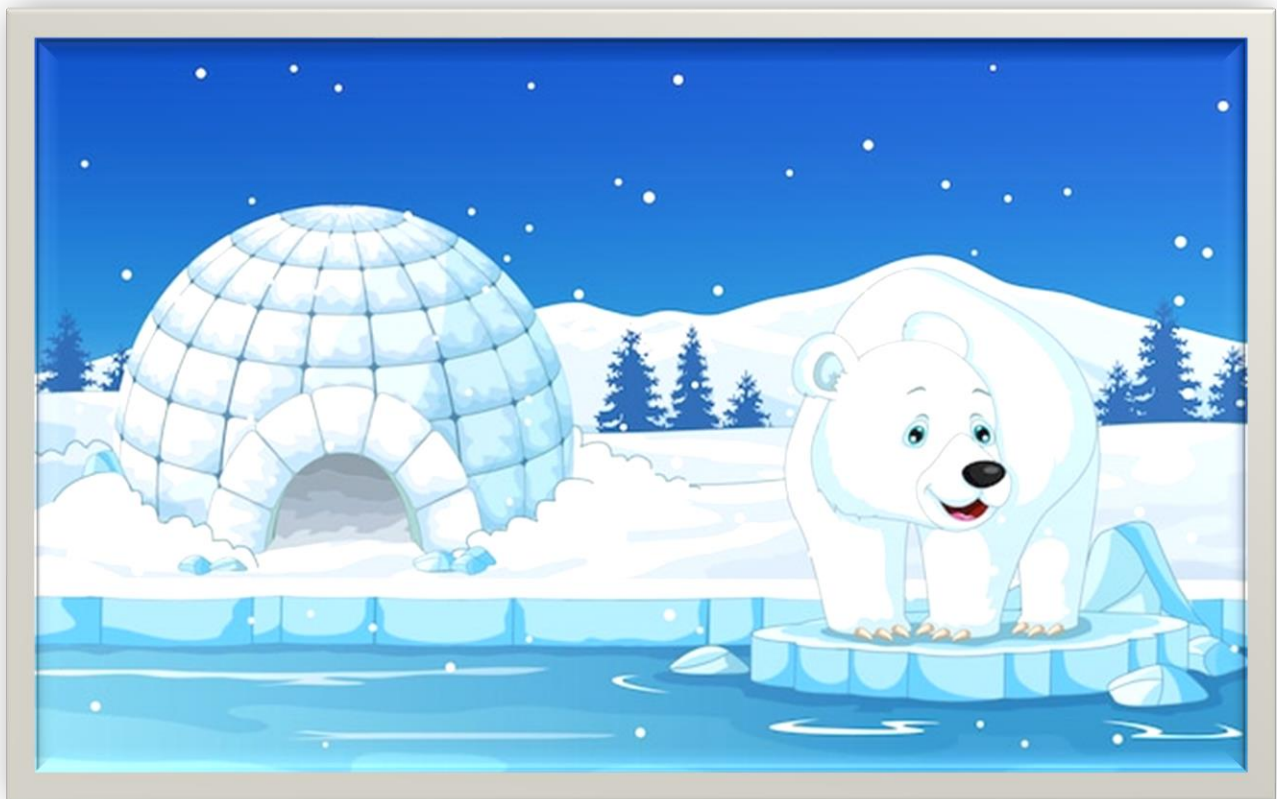
# ACTIVITY-1

## UNLEASH YOUR CREATIVITY

“If I lived on a glacier”


Activity: Write five sentences starting with “If I lived on a glacier”.....

Creative Twist: Make a 3 D representation creating an imaginary scene using cutouts describing an icy home, animal friends, frozen lake, ice mountains etc.



## Activity 2

कल्पना कीजिए कि आपको कुछ दिनों के लिए एक ग्लेशियर पर रहना है।  
ऐसी ठंडी और बर्फ़ीली जगह पर जीवित रहने के लिए किन-किन चीज़ों की सबसे  
ज़्यादा ज़रूरत होगी? ध्यान से सोचें और समझदारी से सामान चुनें।  
बैग के आकार की एक शीट काट कर उन चीज़ों के चित्र  
बनाएँ या चिपकाएँ जो आप अपने साथ ले जाना चाहेंगे तथा  
उनके नाम भी लिखिए।





# Activity 3

## THE ART OF PUPPETRY


### AND STORY TELLING

“Make the glacier puppet”

Activity: Make 5 puppets stick puppets related to the topic “Preservation of Glaciers” and create your own story related to them.

E.g- Puppet of Polar Bear, Igloo, Penguin, Eskimos, etc.

Let your imagination flow and get ready to tell your icy adventure story!



## Activity 4

### Glacier Grins: Smiley survey of Favourite Animals

1) Talk to twenty people around you and ask them:

“Which glacier animal do you like the most?”

a) Polar Bear (b) Penguin (c) Seal (d) Snowy Owl

(You can show them the pictures)

2) Make a table on an A4 size sheet as shown below :

Glacier Animal	Number of people
Polar Bear	
Penguin	
Seal	
Snowy Owl	

3) Record their answers.

Each time someone picks an animal, paste a smiley sticker next to that animal's name.

4) Complete the table using smiley stickers showing how many people like each animal.

EXAMPLE:

Glacier Animal	Number of people
Polar Bear	😊😊😊😊
Penguin	😊😊😊
Seal	😊😊
Snowy Owl	😊



## Activity 5

### My Number Grid

In order to enhance the mathematical skills of students and enable them to practice the concepts of before, after, addition etc. in the coming months, write the numbers from 1-100 on a coloured A-4 sheet (size 10 by 10 inches) as shown in the figure given below and get it laminated.

1	2	3	4	5	6	7	8	9	10
11	12	13	14	15	16	17	18	19	20
21	22	23	24	25	26	27	28	29	30
31	32	33	34	35	36	37	38	39	40
41	42	43	44	45	46	47	48	49	50
51	52	53	54	55	56	57	58	59	60
61	62	63	64	65	66	67	68	69	70
71	72	73	74	75	76	77	78	79	80
81	82	83	84	85	86	87	88	89	90
90	92	93	94	95	96	97	98	99	100

Using above grid to solve and answer the given questions on a separate A4 size sheet.

- 1) Start at 38, move down one row and then, move two steps to the right. Where do you reach?
- 2) Start at 91, move up one row and one step right. What number do you get?
- 3) What number comes two steps right and one step down from 11?
- 4) Start at 64. What is 10 more and then, 1 less than it?
- 5) Start at 50. What number do you get if you go back 10 steps and then, add 5 to it?
- 6) Write the number 2 steps behind 69?
- 7) Start at 54 and add 10. Where do you land?
- 8) What number is 3 steps ahead 45?
- 9) Start at 66, move down one row, then, move 5 steps to right. Where do you reach?
- 10) Start at 76, what number do you get if you go back 7 steps and then, add 2 to it?

## Computer Education

Task 1: Imagine, think and design a digital poster on the theme “Melting Glaciers – a Climatic concern” using Paint / Tux Paint / any drawing software.

Task 2: Download the app “TATE KIDS” using the given links:

<https://www.tate.org.uk/kids/games-quizzes/tatepaint>

or

<https://apps.apple.com/in/app/colouring-yourchildren/id1090514042?mt=12>

Note: Share any three e-drawings in PDF or JPEG file format only, on the email ID given below: computerassignments1to3@svisgdelhi.com with your name, class and section in the subject line.

## FUN TIME PRACTICE SHEETS

Here are a few Fun Time Practice Sheets for revision of the topics covered, from your Learning Series booklet part I and Meri Hindi Sulekh.

Complete them. Write your name and place them neatly in a folder.

- ENGLISH- Pg.nos. 6, 28
- HINDI- Pg.nos. 33, 56
- MATHS- Pg.nos. 70, 77
- GENERAL AWARENESS- Pg. nos. 96, 103
- MERI HINDI SULEKH- Complete Pg. nos. 12 to 25





# WEEKEND TASKS

- Perform the weekend task given in Learner's Chronicle on page number 22.
- Rate yourself after performing the task- page number 23 in Learner's Chronicle

## READING TIME

In order to inculcate the wonderful habit of reading in our students, we are hereby sharing links with all of you to help us achieve this. We have also introduced the extra reading books, "Bubbles" and "No No and the Plink Plunk" for this purpose. Please motivate your ward for extra reading.

Following are the links for your reference:

<https://moonzia.com/apple-tree-of-time-story/>

<https://cdn.shopify.com/s/files/1/2081/8163/files/030-BULLY-BILL-Free-Childrens-Book-By-Monkey-Pen.pdf?v=1589890642>



## “BEYOND BOOKS”

Here are some helpful links to explore and enjoy co-curricular activities during the vacations:

VOCAL MUSIC- Let's help the children to gain interest in rhythm.

<https://youtube.com/watch?v=KEDclbwVkal&feature=shared>

DANCE-Just get up and dance to enhance the flexibility of your body.

<https://youtu.be/QrPmj9pRadg?feature=shared>

PHYSICAL ACTIVITY- Regular exercise keeps us fit and healthy.

<https://www.youtube.com/watch?v=t7nrOBBfcYI>

<https://www.youtube.com/watch?v=t7nrOBBfcYI>

ART AND CRAFT- Unleash your creativity by engaging yourself in

Art &craft fun activity

<https://youtube.com/shorts/hlulB-NIBws?feature=shared>

(Note:To be done on any colour A4 sheet)