

SADHU VASWANI

INTERNATIONAL SCHOOL FOR GIRLS

SUMMER BREAK ACTIVITIES

(CLASS-I)





The fun filled, eagerly awaited summer holidays are finally knocking at the door. We hope that you will have endless happy and fun moments galore with your family and friends.

We have designed the holiday homework packed with explorations, knowledge, research and creativity that will help each one of you to blossom and unleash the hidden genius in you.

So, with a twinkle in your eyes and a smile on your face, perform each activity while maintaining a healthy balance between your work and play.



ACTIVITY-1

Glacier-Themed Pictionary Project

Instructions:

Create a Pictionary of 10 to 15 pages, where each page (half of an A4 size sheet) features a word related to glaciers.

Each page should include:

- A glacier-related word
- Its meaning (in simple words)
- A beautifully drawn or pasted picture that matches the word

Suggested Words to Use:

Cold, mountain, polar bear, frost, igloo, snow, ice, iceberg, glacier, snowflake, freeze, winter, North Pole, South Pole, sleet, hibernate

Be creative and present your work neatly. Use colours and drawings to make your Pictionary attractive and informative.

ACTIVITY-2

Story/ Rhyme Time

Instructions:

- Make puppets (stick puppets, finger puppets, or paper cutouts) of the glacier-related characters like snowflakes, polar bears, igloos, etc. to narrate a story or recite a rhyme.

Roll numbers 1-15: Narrate a story

Roll numbers 16-33: Recite a rhyme


Tip:

Use coloured paper, ice cream sticks, googly eyes, and cotton to make your puppets fun and attractive.


ACTIVITY-3

- ग्लेशियर को बचाने के लिए पोस्टर निर्माण कीजिए और नीचे लिखे प्रश्नों का उत्तर पोस्टर में लिखिए।
- विश्व ग्लेशियर दिवस कब मनाया जाता है?
- ग्लेशियर का दूसरा नाम क्या है? इस नाम का प्रयोग करते हुए एक नारा लिखिए।

उदाहरण –



ACTIVITY-4



Activity- NUMERGLACIA

- Create or take the print of given Glacier Scene as shown above on a A3 size sheet. Laminate this creative art work sheet.
- 2 Players required to play this game. This will help them to revise the number concepts.
- Make coin size circles (15 red circles for player 1 and 15 green circles for player 2)
- Make 10 question cards as given below.

- Now answer the given questions and place the number coin circles at the correct place.
- Q1) What comes after 49?
- Q2) What comes between 38 and 40?
- Q3) What is the numeral for Nineteen?
- Q4) A snowstorm adds 8 new ice blocks to a glacier that had 12. How many ice blocks does it have now?
- Q5) There are 9 penguins on one glacier and 6 on another. How many penguins are there in total?
- Q6) What is the smallest two-digit number?
- Q7) What comes before 19?
- Q8) What is missing
45, ____, 47, 48
- Q9) What is the greatest two digit number?
- Q 10) What is 20 more than 10?

Instructions to play the game

- Each player will get their coin sized circles (10 red or 10 green)
 - All the question cards will be stacked upright down.
 - A player will pick up one question card and read the question aloud.
 - Players have to search for the answer and cover the number circle on the glacier scene, with their circles either red or green. The player who covers first gets the point.
 - Players will pick the question cards alternatively and continue playing until they run out of the questions.
 - At last the player who gives maximum correct answers and cover maximum number circles on the glacier scene wins the game. In case if it's a draw restart the game.
- Play this game in Summer Break with your siblings, friends and relatives and enjoy your holidays.

COMPUTER EDUCATION

Task 1: Identify the parts of the computer given below, match and number each item to its name.

Computer Parts

- | | | | | | |
|---|------------------|---|---------------------|---|-------------|
| 1 | cable | 4 | speakers | 7 | monitor |
| 2 | desktop computer | 5 | external hard drive | 8 | mouse |
| 3 | headphones | 6 | disc drive | 9 | thumb drive |



Task 2: Download the App: “**Colouring Games for Kids: Color**” using the given links:

<https://apps.apple.com/in/app/drawing-games-drawcolor/id1547228861>

or

<https://play.google.com/store/apps/details?id=com.iz.coloring.games.kidsdrawing.book.color.by.number>

Note: Share any three e-drawings in PDF or JPEG file format only, on the email ID given below:

computerassignments1to3@svisgdelhi.com

with your name, class and section in the subject line.

Here are a few FUN TIME PRACTICE SHEETS for revision of the topics covered, from your Learning Series Booklet Part 1.



ENGLISH- Pg.nos. 2 & 4



HINDI- Pg.nos. 38 & 42



MATHS- Pg.no. 70, 87, 90 & 91



GENERAL AWARENESS- Pg.no. 109

JOYOUS ACTIVITIES

Here are a few links to make leisure time more interesting and enjoyable.

DANCE- Just get up and dance to enhance the flexibility of your body.

<https://youtu.be/1SRypfA7Vrw?si=lQuVvsguErvAMqQU>

VOCAL MUSIC- Let's help the children to gain interest in rhythm.

<https://youtu.be/-0vwCkP-ZLQ?si=l9J7LfhdIRRoCO1b>

PHYSICAL ACTIVITY- Regular exercise keeps us fit and healthy.

Family Fun Cardio Exercise Workout

<https://www.youtube.com/watch?v=t7nrOBBfcYI>

Yoga For Kids

https://www.youtube.com/watch?v=vLYcU_EC5vs

STORY TELLING is the most powerful way to put ideas into the world.

<https://storyweaver.org.in/en/stories/968-i-can-help>

<https://storyweaver.org.in/en/stories/43931-my-garden>


CLAY develops hand-eye coordination

<https://youtube.com/shorts/hR2kwwwDc28?si=JTAYjDK8hCsVTMTK>

READING TIME

In order to inculcate the wonderful habit of reading in our students, we have introduced the extra reading books. Please motivate your ward for reading the book-

‘The Berenstain Bears and the Baby Chipmunk.’





Happy
Holidays