



HOMework





SHIKSHA BHARATI GLOBAL SCHOOL
DWARKA



Email: sbgswdworka@gmail.com

Website: www.shikshabharati.in

Mobile: 9599918205, 9599918208

Dear Children,

It is blazing hot in summer and we begin to look forward for our summer vacations when we can relax and spend quality time with our family, friends and excursions.

Try to develop new skills that will enhance your knowledge and will be lessons for a lifetime. It will be great if you keep some semblance of academics alive in the fun.

Guidelines for students:

1. Ensure timely submission of the given assignment after the school reopens. Remember, a well-presented holiday homework fetches your accolades.
2. Revise all the topics which have been taught by your subject teachers in the new session.
3. Books are companions of lifetime. Read good books, novels, short stories, travelogues etc. During your summer holidays.
4. Take up an activity at home that is joyful and excites you like sketching, painting, learning any musical instrument, gardening etc.

Guidelines for the parents:

1. Communication skills play a pivotal role in grooming the holistic personality of the children. Please converse with your children preferably in English to acquaint them with the language skills.
2. Please spend quality time with your children engaging them in activities based on enhancing their powers of observation, imagination and creativity.
3. Please sensitize your child about the rich culture and heritage by watching different informative channels, videos or reading books.

Stay Healthy

Wishing you all a very enjoyable and fun-packed Summer Holidays

Manisha Kaushal

Principal



Shiksha Bharati Global School

Session 2025-26

Class: - KG

SUMMER HOLIDAY HOMEWORK

• ENGLISH

• Listening skill and speaking skill

❖ Rhyme book - Learn the given rhymes

1. Prayer
2. Hair dresser
3. The ice-cream man
4. After school

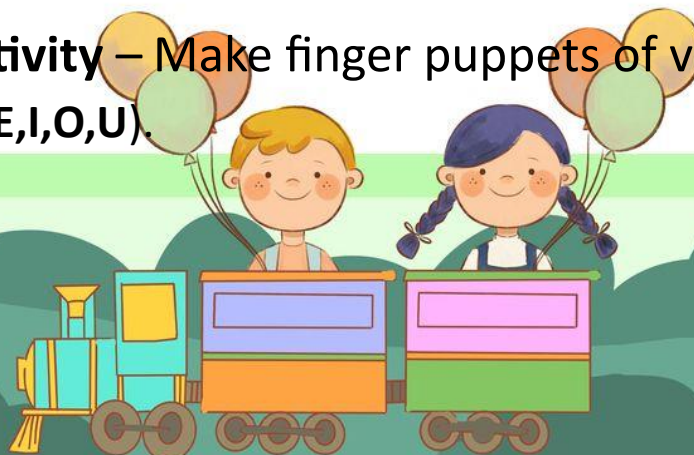
❖ Story book - Narrate any fairy tale to the child and help him/her to imitate the same.

• Reading skill

❖ Phonic book – Revise page no. 7 to 15

• **Writing skill** – Practice cursive letters from a to m in rough notebook.

• **Activity** – Make finger puppets of vowels (A,E,I,O,U).



हिन्दी

❖ श्रवण कौशल और मौखिक कौशल

- कविता- (बाल गीत)
- दी गई कविता याद करो
- हे भगवन
- मेरा परिवार
- सूरज

❖ कहानी - कबूतर और शिकारी

❖ पठन - पाठन

- शब्द -ज्ञान
- पेज -11 व्यंजन सम्बंधित शब्दों को याद करो
(क से ड)

❖ गतिविधि - किसी भी एक समुदाय सहायक की वेश भूषा पहन कर उसका कार्य करते हुए चित्र खींचो और उसे A-4 कागज़ पर चिपकाओ

- (उदाहरण - डॉक्टर, नर्स, बेकर, अंतरिक्ष यात्री,
सैनिक ,शिक्षक)



● Mathematics

- Revise counting from 1 to 80 in rough notebook.
- Learn counting from 1 to 100.
- Make a caterpillar from counting 71 to 80.
- Make flashcards of number names (1 to 5).
- Make a Ludo dice (1 to 6).

● EVS

- Nature Walk (Scavenger Hunt) – Let the child explore the garden /park and make a list of items they can discover outside such as leaves, flowers and pinecones and include the images on A3 size sheet.
- Learn 5 lines on Myself and My school.
 - ❖ Note – Child should speak the lines fluently.
 - ❖ Picture Dictionary Book – Read and learn page no.6 to 11.



- **Art and Craft**

- Prepare a Father's day card with the help of your mother and take a memorable snapshot.

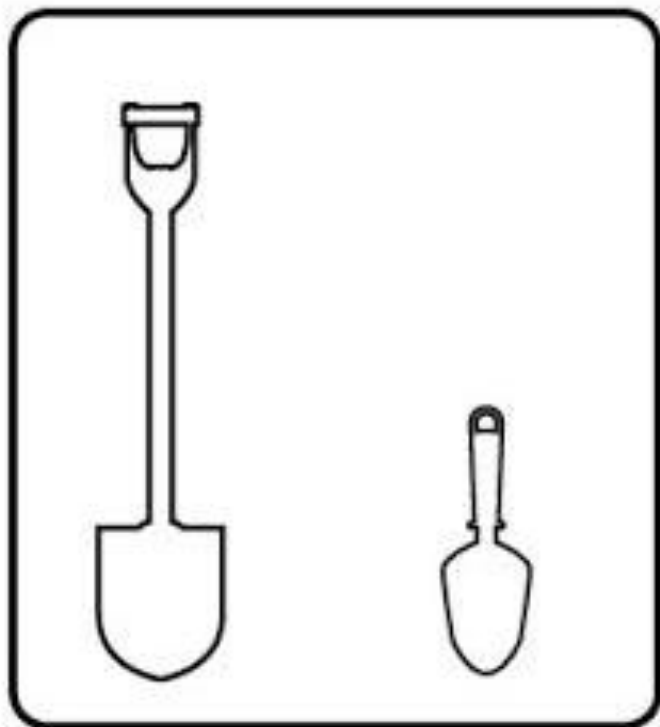



- **G.K**

- Learn national symbols and learn 2 lines on each symbol.





Short and Tall

Directions: Color the picture that is short.



• Colour the big picture in each set



. चित्र पहचान कर सही व्यंजन पर गोला लगाओ ।



क ग ख



ख घ ग



घ ख क



ख घ ग



क ग ख



ख घ ग

• चित्र देख कर सही व्यंजन लिखो।



• Match the following.

1.



2.



3.



4.



5.



FEELINGS

Read the text and paste the correct facial expression.



I am feeling Happy



I am feeling Sad



I am Surprised



I am Angry



I am Confused



I am feeling Tired



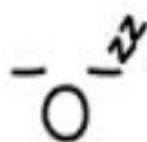
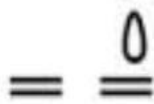
I am feeling Excited



I am feeling Sleepy



I am feeling Sick



Match the following objects with their beginning letter.



g



h



i



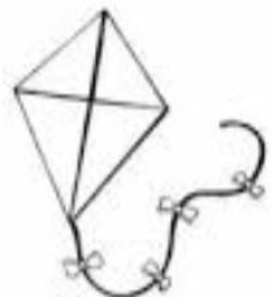
j



k



l



Fill In The Gaps Using Vowels

A

E

I

O

U



C_t



D_g



S_n



H_t



P_n



B_t



T_p




C_p



L_g

- Do the ear-bud painting in the given picture.



butterfly

- Do the tearing and pasting in the picture of a ball.

