



SHIKSHA BHARATI GLOBAL SCHOOL  
DWARKA



Email: [sbgswarka@gmail.com](mailto:sbgswarka@gmail.com)

Website: [www.shikshabharati.in](http://www.shikshabharati.in)

Mobile: 9599918205, 9599918208



Dear Children,

It is blazing hot in summer and we begin to look forward for our summer vacations when we can relax and spend quality time with our family, friends and excursions.

Try to develop new skills that will enhance your knowledge and will be lessons for a lifetime. It will be great if you keep some semblance of academics alive in the fun.

**Guidelines for students:**

1. Ensure timely submission of the given assignment after the school reopens. Remember, a well-presented holiday homework fetches your accolades.
2. Revise all the topics which have been taught by your subject teachers in the new session.
3. Books are companions of lifetime. Read good books, novels, short stories, travelogues etc. During your summer holidays.
4. Take up an activity at home that is joyful and excites you like sketching, painting, learning any musical instrument, gardening etc.

**Guidelines for the parents:**

1. Communication skills play a pivotal role in grooming the holistic personality of the children. Please converse with your children preferably in English to acquaint them with the language skills.
2. Please spend quality time with your children engaging them in activities based on enhancing their powers of observation, imagination and creativity.
3. Please sensitize your child about the rich culture and heritage by watching different informative channels, videos or reading books.

**Stay Healthy**

**Wishing you all a very enjoyable and fun-packed Summer Holidays**

**Manisha Kaushal**  
Principal

**SUMMER BREAK HOLIDAY HOMEWORK**  
**Session- 2025-2026**  
**Class: 2**

**ENGLISH**

**1. Reading skills**

Read Unit- 4 ( Colours in the sky) and write difficult words in your notebook.

**2. Art integration**

On an A-4 size sheet draw/paste one and many objects. (Reference will be given)

**3. Writing skills**

- Write 5 lines about how you spent your summer vacation on an A-4 size sheet and paste related pictures.
- Do next 8 pages in cursive writing book.

**4. Vocabulary building**

Read atleast one paragraph from english newspaper daily.



**HINDI**

- १) पाठ -4 पठन अभ्यास करो व कोई पाँच शब्द को वाक्य में प्रयोग कर कॉपी में लिखो।
- २) हिंदी रचना में पृष्ठ 15 तक लिखित अभ्यास करो।
- ३) पाठ .- 8 परिवर्तन पढ़ने का अभ्यास कीजिए तथा अपने किसी एक पसंदीदा मौसम का चित्र A 4 size sheet पर चिपका कर चार वाक्य लिखिए ।
- ४) सतरंगी बचपन - पाठ 3 को अपने शब्दों में बोलने का अभ्यास करो।
- ५) वृक्षों के पाँच महत्व याद करो ।

**MATHS**

1. Learn and revise number names upto 300.

2. Revise Table of 2 , 3 ,4
3. Practice Addition by regrouping ( carrying over) .
4. Write the number in the ascending and descending order (Worksheet will be attached below)
5. Activity (paste the given worksheets in notebook)

Paste the Bindi to show the correct place value of the number on the Sheet  
(worksheet will be attached below )

## **EVS-**

1. Activity on World Environment day 5th June- Plant a sapling and take pictures. Paste the pictures on an A4-size sheet and write 3–4 lines explaining the steps you followed.
2. Father's Day Activity (16th June)– Let's take the time, to say Thanks Dad.( My Super Dad Poster, Task: Paste or draw a photo of your dad and write 4–5 lines about why he is your superhero.)
3. International Yoga Day-(21st June) celebration – (Yoga is beneficial for our physical and mental health. Perform different Yoga postures on the International Yoga Day and share the pictures with your class teacher.)
4. Neighbourhood Exploration Activity : Create a collage by pasting pictures of neighborhood places you have recently observed (such as a police station, hospital, post office, etc.) in your notebook.
5. (Reading Practice) Read and Learn chapter -3 & 13 .

## **COMPUTER**

- Paste pictures of different places where computers are being used and paste them on A4 size sheet.
- Revise special features of computer with their meaning and different types of computer name.

## **G K**

Do pg. no. 20 to 24 in the GK book.

## **ART AND CRAFT**

Book work- complete pg no 6,7,8,32,33,34 and 35

Craft work- Make a beautiful planter from waste material

## **HOLIDAY HOMEWORK BOOK-**

English - Do worksheet no. 1,2,3,4,9

Hindi- Do worksheet no. 1,2,3,4,6


Maths - Do worksheet no. 1, 2 ,4 ,6,7,8, 9, 16, 17, 19, 22

EVS- Do worksheets 1,2,3,4,5,6,7,8 ( page no. 42 to 49)











GK- Do worksheet no. 1,2,3,4

Computer- Do worksheet no. 1,2,4

Art and craft - Do worksheet no. 1,2,3,4



Reference for English Activity -

singular	plural
 apple	 apples
 hat	 hats
 car	 cars
 house	 houses
 penguin	 penguins

**Name**

**Class**

**3 Digit Numbers**

**Q 1. Write in ascending (increasing) order.**

352 , 471 , 142 , 739

\_\_\_\_\_ , \_\_\_\_\_ , \_\_\_\_\_ , \_\_\_\_\_

278 , 189 , 520 , 408

\_\_\_\_\_ , \_\_\_\_\_ , \_\_\_\_\_ , \_\_\_\_\_

101 , 421 , 108 , 241

\_\_\_\_\_ , \_\_\_\_\_ , \_\_\_\_\_ , \_\_\_\_\_

863 , 958 , 428 , 328

\_\_\_\_\_ , \_\_\_\_\_ , \_\_\_\_\_ , \_\_\_\_\_

209 , 854 , 666 , 479

\_\_\_\_\_ , \_\_\_\_\_ , \_\_\_\_\_ , \_\_\_\_\_

**Q 2. Write in descending (decreasing) order.**

222 , 263 , 743 , 681

\_\_\_\_\_ , \_\_\_\_\_ , \_\_\_\_\_ , \_\_\_\_\_

317 , 137 , 444 , 854

\_\_\_\_\_ , \_\_\_\_\_ , \_\_\_\_\_ , \_\_\_\_\_

524 , 127 , 312 , 138

\_\_\_\_\_ , \_\_\_\_\_ , \_\_\_\_\_ , \_\_\_\_\_

988 , 761 , 109 , 989

\_\_\_\_\_ , \_\_\_\_\_ , \_\_\_\_\_ , \_\_\_\_\_

342 , 754 , 948 , 612

\_\_\_\_\_ , \_\_\_\_\_ , \_\_\_\_\_ , \_\_\_\_\_

Maths activity sheet-

Name- \_\_\_\_\_  
Class \_\_\_\_\_

## Place value

Paste the Bindi to show the correct place value of the numbers.

243

H	T	U

531

H	T	U

430

H	T	U

206

H	T	U



