









TIMETABLE (NURSERY)






THEME: SUMMER SEASON









DAYS	8:00am-8:10am	8:10am-8:30am	8:30am-9:10am	9:10am-9:55am	9:55am-10:35am	10:35am-11:05am	11:05am-11:35am	11:35am-12:00noon
	Domains➤	Positive Habits	Language & Literacy Development	Numeracy		Physical Development	Aesthetic Development	Socio-Emotional Development
MONDAY (12.5.25)	HOLIDAY				L U N C H	HOLIDAY		
TUESDAY (13.5.25)	Free-Play (Settling Time)	<div>Welcome</div> <div>Cleanliness Checkup</div> <div>Prayer & Group Singing</div>	General discussion: About Summer season <ul style="list-style-type: none"> Which are summer months? Is summer season hot or cold? What kind of clothes do you wear in summer season? Name some summer fruits. What do you like to drink when it is very hot? Do you like ice cream or hot soup in summer? What is your favourite summer activity? 	Numeracy Fun with Letter 'I' – Count & Paste Ice Cream Sticks! To reinforce the letter 'I' and develop early math skills, our little learners will engage in a hands-on "Count the Ice Cream Sticks" activity. Activity: Children will be given a set of colorful ice cream sticks. They will count aloud as they paste each stick while making the Sun rays. Teachers will encourage number recognition, and fine motor development. This playful activity will not only strengthen numeracy concepts but also build letter		Splash & Learn: Swimming Activity As the summer sun shines bright, it's time to cool off and make a splash! Our little learners will be participating in a fun and refreshing Swimming Activity. This activity not only helps children beat the heat but also promotes: Gross motor development and coordination Social interaction through water play Joyful learning in a supervised, safe environment.	Making Lemonade in Summer It's a hot, sunny day—just right for making lemonade! We take bright yellow lemons and cut them in half. Then squeeze them to turn it into a juicy juice! It smells so fresh and lemony! We then add cold water, a little sugar with some ice to stir it. Now it's time to taste the sweet, cool, and sour summer drink. This boosts immunity with vitamin C and refreshes our body and mind.	Story session : Tina Tries to Beat the Heat! On a hot summer day, Tina the Turtle stepped out of her shell and said, "Phew! The sun is so bright! I need to cool down!" She tried sitting under a big tree. "Ah, some shade!" said Tina. But it was still too warm. Then she found her hat and sunglasses. "Now I look cool!" she said. But she was still feeling hot. So, she drank some cold mango juice. "Yummy and cool!" said Tina. But the heat was still there. Next, she ran to her backyard and saw her friends playing with water and splash toys. They gave her a little water spray bottle, and she giggled as she got wet and happy.






			<ul style="list-style-type: none"> Why do you wear hats/caps or sunglasses in summer season 	recognition, creativity, and hand-eye coordination in an exciting, tactile way!	B R E A K			This is a fun way to introduce summer related objects and build vocabulary. 
WEDNESDAY (14.5.25)	Free-Play (Settling Time)	Welcome Cleanliness Checkup Prayer & Group Singing	Picture Reading - "A Day on the Beach" The teacher will display the beach picture and initiate a short discussion with the students. <ul style="list-style-type: none"> Have you ever been to the beach? What did you see there? How does the sky look? What color is the sea? Children will be encouraged to observe the picture closely. Each student will describe what they see using simple words or short sentences. The teacher will support and extend their vocabulary by gently modeling full sentences and introducing new words (e.g., wave, shell,	Summer Number Hunt <u>Objective:</u> To develop number recognition and counting skills through a fun, hands-on activity with a summer theme. <u>Number Hunt Begins:</u> <ul style="list-style-type: none"> The teacher hides summer-themed objects around the classroom before the activity begins. Students are given the task to find and collect these objects. As they find them, they will count aloud with support: "I found 1 sun hat, 2 ice creams" etc. Gather the class and count each type of object together. Match the number of objects to the corresponding number card. Discuss which items 		Game – Summer Dress-Up <u>Objective:</u> To help students identify, sort, and choose appropriate clothing and accessories for the summer season through a fun and interactive game. <ul style="list-style-type: none"> The teacher will begin with a short discussion: "What do we wear when it's hot and sunny?", "Why don't we wear jackets in summer? etc." Lay out or display a mix of clothing and accessories. Call students one by one (or in pairs) to pick an item and decide if it's for summer. They will place the item into the correct basket: "Summer Clothes" or, "Winter Clothes" <u>Learning Outcomes:</u> <ul style="list-style-type: none"> To build seasonal awareness and appropriate clothing choices. To enhance decision-making and sorting skills. 	Sand Castle Sand Art <u>Objective:</u> To reinforce recognition of standing, sleeping, and slanting lines while enhancing fine motor skills through a fun, sensory summer art activity. <ul style="list-style-type: none"> Begin with a discussion: "Have you seen a sandcastle before?", "Let's make our own sandcastle using special lines—standing, sleeping, and slanting!." Explain in small steps how to apply glue only on the lines and gently sprinkle sand over them. Shake off the extra sand to reveal the textured effect. 	Summer Feelings Circle <u>Objective:</u> To promote self-expression, listening skills, and emotional connection through sharing personal experiences related to the summer season. <ul style="list-style-type: none"> Students sit comfortably in a circle. The teacher will begin the activity by explaining: "Today we're going to share what we love or enjoy about summer. When you get the ball, it's your turn to speak." The ball is gently passed from one child to another. When a child holds the ball, they say something like: <ul style="list-style-type: none"> "I like eating ice cream." "I go swimming with my dad." "I like wearing my

			<p>towel, sun hat).</p> <p><u>Learning Outcomes:</u></p> <ul style="list-style-type: none"> * To develop oral vocabulary, observation skills, and sentence formation through visual cues related to summer and the beach. * To encourage children to express their thoughts clearly using simple descriptive words.  <p>Introduction of Pattern – Slanting Lines</p> <p>The teacher will begin by showing visual aids (flashcards, drawings) of slanting lines. The students will identify and trace slanting lines (left to right and right to left) through observation and hands-on practice.</p> <p><u>Learning Outcomes:</u></p> <ul style="list-style-type: none"> * Students will be able to recognize and name slanting lines. * Students will develop fine motor skills through 	<p>were found the most/least.</p> <p><u>Learning Outcomes:</u></p> <ul style="list-style-type: none"> * To strengthen number sense through active participation * To enhance observation and cognitive skills. * To connect math learning with real-life seasonal objects. 		<p>* To support language development through themed vocabulary..</p> 	<p><u>Learning Outcomes:</u></p> <ul style="list-style-type: none"> * To recognize and differentiate between standing, sleeping, and slanting lines * To develop fine motor skills and hand-eye coordination 	<p>flip-flops.”</p> <ul style="list-style-type: none"> * The teacher listens actively and will encourage shy children with prompts or visuals. <p><u>Learning Outcomes:</u></p> <ul style="list-style-type: none"> * To support social interaction and confidence in speaking * To build empathy and listening skills among peers * To help children identify and express feelings related to seasonal experiences 	
--	--	--	----------------------------------------------------------------------------------------------------------------------------------------------------------------------------------------------------------------------------------------------------------------------------------------------------------------------------------------------------------------------------------------------------------------------------------------------------------------------------------------------------------------------------------------------------------------------------------------------------------------------------------------------------------------------------------------------------------------------------------------------------------------------------------------------------------------------------------------------------------------------------------------------------------------------------------	------------------------------------------------------------------------------------------------------------------------------------------------------------------------------------------------------------------------------------------------------------------------------------------------------------------------------------------------------------------------------------------------	--	----------------------------------------------------------------------------------------------------------------------------------------------------------	--------------------------------------------------------------------------------------------------------------------------------------------------------------------------------------------------------------------------------------------------------------------------------------------------------------------------	--------------------------------------------------------------------------------------------------------------------------------------------------------------------------------------------------------------------------------------------------------------------------------------------------------------------------------------------------------------------------------------------------------------------------------------------------------------------------------------------------------------------------------------------------------	--

			tracing. * Students will relate patterns to real-world objects.					
THURSDAY (15.5.25)	Free-Play (Settling Time)	Welcome Cleanliness Check Up Prayer & Group Singing	INTERNATIONAL DAY OF FAMILY By observing this day, students will aim to understand the importance of love, care and togetherness in a family. Teachers will guide students in recognizing the different roles of family members and how each one contributes to in making a home filled with happiness and safety. The day encourages children to appreciate their families and express gratitude for their presence. To help children understand the importance of love, care, and togetherness within a	Family Number Matching Game Students will develop counting skills and understand their family structure by matching the number of family members to the correct number flashcard. * Teacher will begin with a question: "How many people are in your family?", "Let's count them together—mama, papa, brother" etc. * Each child will count their own family members out loud with help if needed. * After counting, they will be given number flashcards and will select the card that matches their family size.		Fruit Relay Race – "F is for Fruit" Reinforcing the letter F through a fun, fruit-themed relay race. * Children will be divided into small groups. * Each child takes a turn to carry a fruit on a spoon from the start to the finish line without dropping it. * If the fruit falls, they gently pick it up and continue. <u>Learning Outcomes:</u> * Develop balance, coordination, and gross motor skills * Reinforce the sound and recognition of the letter F * Promote teamwork, patience, and sportsmanship through play	F is for Fan – Summer Paper Fan Craft Reinforcing the letter F (sound and formation) through a creative craft activity, while also building fine motor skills and introducing summer-themed vocabulary. * The Teacher will show a paper fan and demonstrate how it works. * Step 1: Fold the paper to form the fan. * Step 2: Fold it in half and glue the center. Attach a handle if desired. * Step 3: Decorate with drawings or stickers of F-related summer things – like fruit, flowers, etc. * The students will show	F is for Family – Sharing Circle Students build empathy, confidence, and communication skills while reinforcing the letter F by sharing special moments about their family. * Children will sit in a circle. * Teacher will start by saying: "Today we are going to talk about something that starts with the letter F-FAMILY!" * Show the letter F and say its sound: "F says – like Family, Fun, and Friend * One by one, each child will hold the ball and shares: "I love my mom/dad/brother because..."

			<p>family through meaningful discussions and activities.</p> <p><u>Learning Outcomes:</u></p> <ul style="list-style-type: none"> * To develop emotional awareness and appreciation for family relationships * To strengthen communication and sharing skill. * To foster a sense of belonging, love, and gratitude. <p>My Family Song I Love my mommmy, yes I do I love my daddy and sister too. Grandma, Grandpa, brother and me We are a happy family!</p>  <p>Introduction of Letter “F” – F is for Family</p> <ul style="list-style-type: none"> * The uppercase and lowercase F will be shown on the digital board. * The teacher will say the sound together: * Students will be asked to trace the letter in the air with fingers. * Picture of a family will be shown along with other objects starting with F: 	<ul style="list-style-type: none"> * They will place pictures to represent each family member. <p><u>Learning Outcomes:</u></p> <ul style="list-style-type: none"> * Build number recognition and basic counting skills. * Deepen understanding of family structure and self-awareness. 		<p>their fans and say: “F is for Fan! I decorated it with a flower and fruit.”</p> <p><u>Learning Outcomes:</u></p> <ul style="list-style-type: none"> * Recognize and recall the letter F and its sound * Strengthen fine motor coordination through folding and drawing * Encourage creativity and personal expression 	<ul style="list-style-type: none"> * “My favorite memory with my family is...” * The teacher will encourage simple positive stories. And offer prompts for shy children: “What do you do with your family on weekends?” <p><u>Learning Outcomes:</u></p> <ul style="list-style-type: none"> * Foster emotional expression and self-confidence * Encourage respect and empathy for others' experiences * Reinforce the sound and meaning of the letter F in a meaningful, personal context. 
--	--	--	---------------------------------------------------------------------------------------------------------------------------------------------------------------------------------------------------------------------------------------------------------------------------------------------------------------------------------------------------------------------------------------------------------------------------------------------------------------------------------------------------------------------------------------------------------------------------------------------------------------------------------------------------------------------------------------------------------------------------------------------------------------------------------------------------------------------------------------------------------------------------------------------------------------------------------------------------------------------------------------------------------------------------------------	-------------------------------------------------------------------------------------------------------------------------------------------------------------------------------------------------------------------------------------------------------------------------------------------------------------------------------------------------------------------------------------------------------------------	-------------------------------------------------------------------------------------	-----------------------------------------------------------------------------------------------------------------------------------------------------------------------------------------------------------------------------------------------------------------------------------------------------------------------------------------------------------------------------------------------------------------------------------------------	------------------------------------------------------------------------------------------------------------------------------------------------------------------------------------------------------------------------------------------------------------------------------------------------------------------------------------------------------------------------------------------------------------------------------------------------------------------------------------------------------------------------------------------------------------------------------------------------------------------------------------------

			<p>F is for fish, fan, flower, frog etc.</p> <p>* Later Letter F tracing with crayons will be done in the workbook .</p> <p><u>Learning Outcomes:</u></p> <p>* Recognize and say the letter “F” and its sound</p> <p>* Identify words beginning with F, especially family</p> <p>* Build early phonics and pre-writing skills</p> <p>* Develop personal connection through family-themed learning</p>				
FRIDAY (16.5.2025)	Free-Play (Settling Time)	Welcome Cleanliness Check Up Prayer & Group Singing	Fruit lingo Teacher will show the summer fruits pictures or real fruits and will introduce the fruit name in different language. It will help the child to learn summer fruits name in different languages. 1. Mango Assamese: আম (Aam) Marathi: आंबा (Amba) Odia: ଆମ୍ବା (Aamba) Punjabi: ਅੰਬ (Aamb) 2. Watermelon Assamese: তৰবুজ (Torbooj) Marathi: कलिंगड (Kalingad) Odia: ଡରଭୁଜ (Tarabhuj) Punjabi: ਤਰਬੂਜ (Tarbooj)	Rhyme Time  1 little boat sails on the sea,  2 coconuts fall from a tree,  3 fish swim near the shore,  4 seashells, maybe more!  5 palm trees dancing in the breeze,  6 white birds flying with ease,  7 crabs walk side to side,  8 kites in the sky so wide!	Goa Summer Dance Party! * Dance Party will begin by setting the scene: “Today, we’re going to have a dance party just like in Goa!” “Let’s feel the music and dance like the happy people of Goa.” * Peppy Goan music will be played and the teacher will lead easy, repetitive dance steps 1 Clapping and Swaying side to side 2 Twirling and spinning 3 “Freeze” moments to pause and pose * Encouraging free dance and letting students express themselves.	Class Party Theme: Goa-Hawaiian Summer Bash <u>Party Overview:</u> A fun-filled celebration to mark the start of summer vacations, with vibrant tropical vibes, games, yummy treats, and memorable takeaways. * Activities & Games * Party Eateries (Child-Friendly Snacks) * Takeaway * Music <u>Learning Outcome:</u> * Celebrate togetherness before the break with joy, music, and positive memories * Reinforce themes like summer, friendship, and fun	

			<p>3. Litchi</p> <p>Assamese: লিচু (Lichu)</p> <p>Marathi: लीची (Lichi)</p> <p>Odia: ଲିଚୁ (Lichu)</p> <p>Punjabi: ਲੀਚੀ (Leechi)</p> 	 <p>9 kids eating ice cream sweet,</p>  <p>10 sandy toes and dancing feet!</p> 	<p><u>Learning Outcomes:</u></p> <ul style="list-style-type: none"> * Enhance body coordination, rhythm, and gross motor skills * Build confidence and self-expression through dance * Create joyful, sensory connection to summer and cultural music from Goa  <p>DANCE</p>	