

Ave Maria Nursery School

Session 2025-26

Summer Holidays Homework

CLASS - PREP

**Juicy fruits and cool lemonade,
Summer is here, let's celebrate.**

Summer is a special time to rest, play and keep our minds growing.

This Holiday Homework is designed to help our students to revise, explore and create while enjoying the summer break.

Let's make the holidays full of fun with colours, numbers, stories and games.



Dear Parents

As the Summer holidays begin, make sure to utilize the time productively with your little ones. There are many ways in which you can involve and support them to gain knowledge as well as spend quality time together.

Let's make learning a joyful part of the summer adventure.

Involve your ward in the following fun filled activities:

Conversing in English




Encourage your ward to talk in English at home using simple sentences- Please give me something to eat etc.

Reading is fun



Read a short bed time story to your child. This will help to improve his/her imagination and vocabulary.

Good habits and good manners



- Inculcate your ward to pick up good habits and good manners.
- Wake up early in the morning.
- Respect your elders.
- Cover your nose/mouth while coughing and sneezing etc.

Life skills



Involve your ward in basic household chores to make them become independent and responsible like folding the clothes, arranging the books neatly etc.

Junior chefs



Cooking with your children is a great way to help them develop a love for food and make them aware of what they are eating.

Get your little chefs involved and let them show off their skills in the kitchen eg. mixing fruits while making fruit chaat, making a glass of lemonade etc.

Little champions



Encourage your child to play outdoor sport which will help to develop motor skills and enhance physical development.



**Wishing you all
happy
and safe
summer holidays.**

ENGLISH HOMEWORK

Oral:

Learn all the poems done till now.

My Bonnie

A Wise Owl

The Kite

My House

Two Little Black Birds

The Sky

Reading:

From the book Phonic Reader – Read pages 1-17

Revise Jolly Phonics Sounds

Download Jolly Phonics app. from play store

<https://youtu.be/-ksbIMiliA8>

Writing:

Complete the worksheets given.

Read and Practice from the English Workbook:

Page No. 5 -10: – Two letter words

Page No. 13-38: – Three letter words

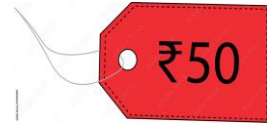


Name: _____ Section: _____ Date: _____

1. Look at the picture and circle the correct word:



man	cap
-----	-----



tag	rat
-----	-----



van	bar
-----	-----








sat	rat
-----	-----

2. Match the following to make the rhyming pairs:



car	hat
mat	pan
bag	map
can	saw
tap	jar
paw	rag




Name: _____ Section: _____ Date: _____


3. Unscramble the letters to make words:

	act	_____
	rba	_____
	bac	_____
	anm	_____
	tab	_____

4. Crossword:



		n
p		w

l
a

Word bank: fan, paw, gap, lap, wag, nap

HINDI HOMEWORK

Oral

- झिलमिल तारे
- रेल कमाल
- मछली
- मेरा घर
- गोलम गोल
- निंदिया रानी

Reading:

शब्द परिचय : Read pages 1-12


Writing:

Complete the worksheets given.



Name: _____ Section: _____ Date: _____

स्वरो को जोड़कर चित्र पूरा करे एवं रंग भरें :



Name: _____ Section: _____ Date: _____

दिए गए चित्रों को अक्षर से मिलाइए :



अं

ऊ



आ

ए



उ



ऐ



इ



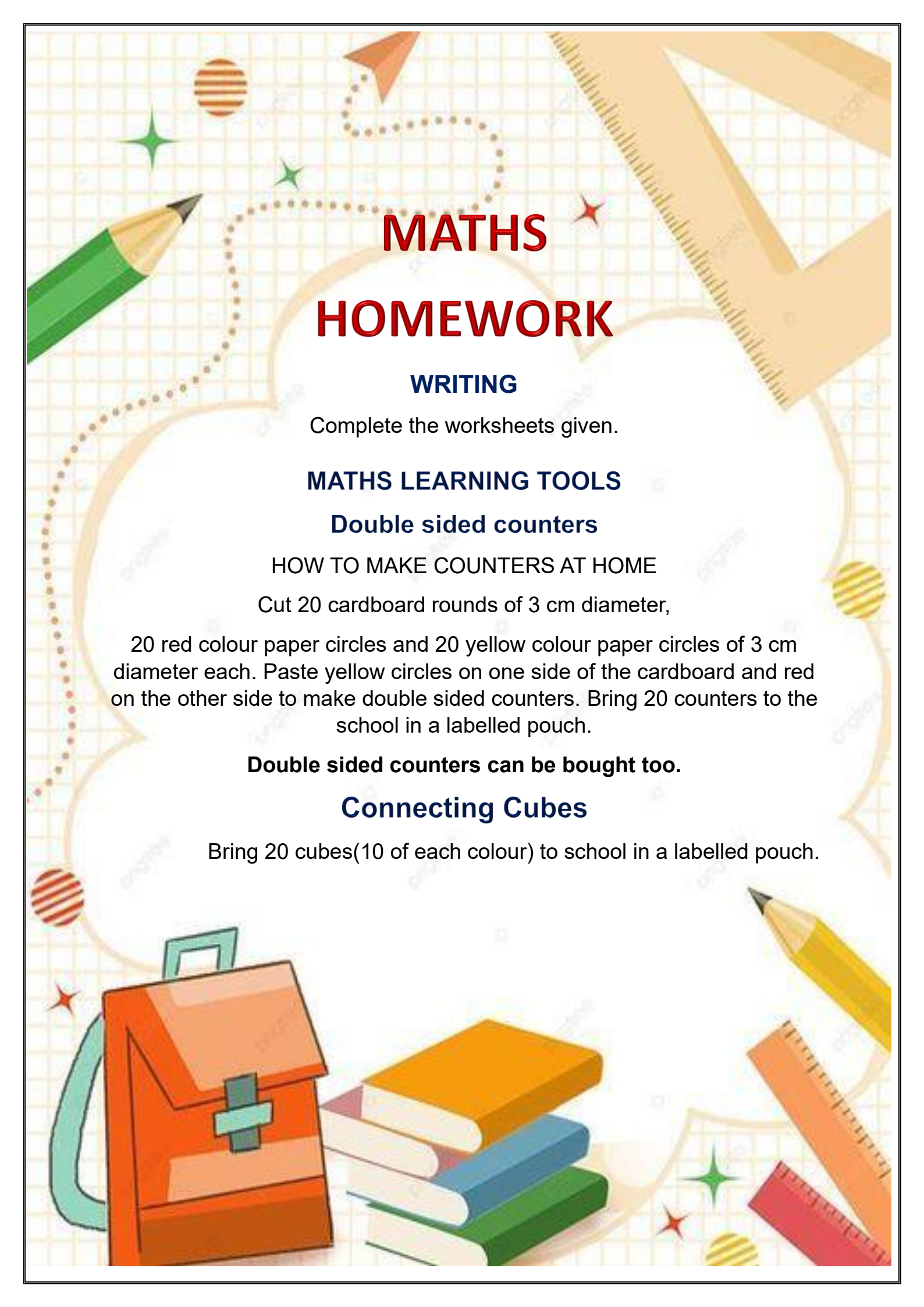
अ



Name: _____ Section: _____ Date: _____

इसके बाद क्या आता है :

अ	_____
आ	_____
ऐ	_____
इ	_____
ऊ	_____
ऋ	_____



MATHS HOMEWORK

WRITING

Complete the worksheets given.

MATHS LEARNING TOOLS

Double sided counters

HOW TO MAKE COUNTERS AT HOME

Cut 20 cardboard rounds of 3 cm diameter,

20 red colour paper circles and 20 yellow colour paper circles of 3 cm diameter each. Paste yellow circles on one side of the cardboard and red on the other side to make double sided counters. Bring 20 counters to the school in a labelled pouch.

Double sided counters can be bought too.


Connecting Cubes

Bring 20 cubes(10 of each colour) to school in a labelled pouch.



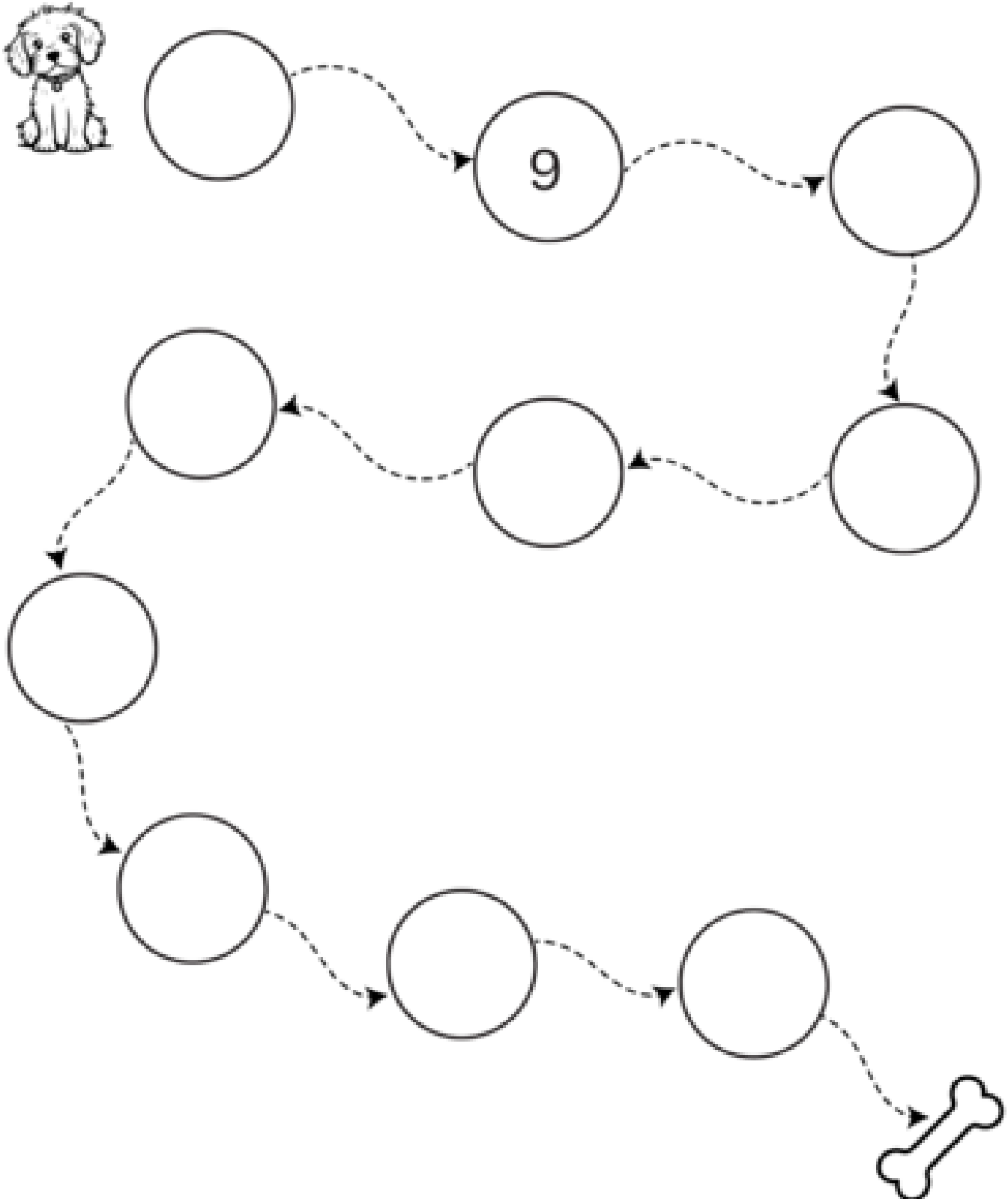
Name: _____ Section: _____ Date: _____

1. Fill in the missing numbers from 1 to 30:



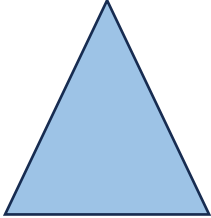

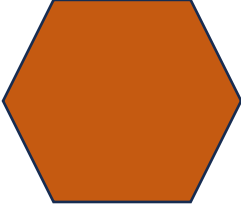


Name: _____ Section: _____ Date: _____

2. Fill in the numbers backward from 10 to 1 and help the dog reach the bone:





Name: _____ Section: _____ Date: _____

3. Count & write the number of sides and corners of each shape:

Shape	No. of sides	No. of corners
 Triangle		
 Rectangle		
 Hexagon		
 Square		
 Circle		

Name: _____ Section: _____ Date: _____

4. Make fishes in the tank using shapes (circle, triangle, square, rectangle, hexagon):



EVS HOMEWORK

ORAL

Learn the answers to the questions given in the following pages

Written work:

Complete the worksheets given

MY SELF

What is your name?

My name is _____.

How old are you?

I am _____ years old.

What is your favourite colour?

My favourite colour is _____.

What is your favourite food?

_____ is my favourite food.



What do you do with your mouth?

I eat with my mouth.

What do you do with your legs?

I walk with my legs.

What do you do with your hands?

I work with my hands.

What do we do with our eyes?

We see with our eyes.

What do we do with our ears?

We hear with our ears.

What do you do with your nose?

I smell with my nose.

What do we do with our skin?

We feel with our skin.

What do we do with our tongue?

We taste with our tongue.

MY FAMILY AND MY SCHOOL

What is your father's name?

My father's name is_____.

What is your mother's name?

My mother's name is_____.

How many brothers do you have?

I have _____brother(s).

How many sisters do you have?

I have _____sister(s).



What is the name of your school?

The name of my school is
Ave Maria Nursery School.

Which class and section do you study in?

I study in Prep _____.

What is your Principal's name?

My Principal's name is Mrs. Kusum Dhankhar.

What are the names of your class teachers?

My teachers are _____ and _____.

How many children are there in your class?

There are 40 children in my class.



ALL ABOUT ME



MY NAME IS...

My favourite colour is



I am

years old.

Paste your picture



My birthday is on

_____.




My favourite food

_____.



My Family

Paste a picture of your family.



Who all are there in the picture:


MOTHER	

ART AND CRAFT HOMEWORK

**Complete the worksheets
according to the given instructions**


• COLOUR BY NUMBERS

Use the number key to colour the given picture.



- **LEAF PRINTING**

Take a leaf. Dip it in green poster colour and dab it inside the outline of the tree. Colour the trunk of the tree with brown crayon.



- **THUMB PRINTING**

Dip your thumb in poster colour and stamp it in the given areas to make colourful petals.

