

# Ave Maria Nursery School

Session 2025-26

Summer Holidays Homework

CLASS - KG

**Juicy fruits and cool lemonade,  
Summer is here, let's celebrate.**

Summer is a special time to rest, play and keep our minds growing.

This Holiday Homework is designed to help our students to revise, explore and create while enjoying the summer break.

Let's make the holidays full of fun with colours, numbers, stories and games.



# Dear Parents

As the Summer holidays begin, make sure to utilize the time productively with your little ones. There are many ways in which you can involve and support them to gain knowledge as well as spend quality time together.

Let's make learning a joyful part of the summer adventure.

Involve your ward in the following fun filled activities:

## Conversing in English



Encourage your ward to talk in English at home using simple sentences- Please give me something to eat etc.

## Reading is fun



Read a short bed time story to your child. This will help to improve his/her imagination and vocabulary.

# Good habits and good manners



- Inculcate your ward to pick up good habits and good manners.
- Wake up early in the morning.
- Respect your elders.
- Cover your nose/mouth while coughing and sneezing etc.

## Life skills



Involve your ward in basic household chores to make them become independent and responsible like folding the clothes, arranging the books neatly etc.

## Junior chefs



Cooking with your children is a great way to help them develop a love for food and make them aware of what they are eating.

Get your little chefs involved and let them show off their skills in the kitchen eg. mixing fruits while making fruit chaat, making a glass of lemonade etc.

## Little champions



Encourage your child to play outdoor sport which will help to develop motor skills and enhance physical development.



**Wishing you all  
happy  
and safe  
summer holidays.**

# HOLIDAY HOMEWORK

KG

Revise all topics that have been covered during the month of April and May.

## English

Rhymes: Teapot, Good Manners, Vegetables, Fruits

Letters of Alphabet: Aa- Pp

Refer to the YouTube link below for the sound of the letters.

<https://youtu.be/Yrhcy0WTwQ8?si=bz9xe3uVP8h7n3L1>

## Hindi

Rhymes:

हाथी राजा , सेहत बनाओ, गर्मी की छुट्टिया, स्वादिष्ट भोजन

## Number Work





Numbers 1-5: Recognition and Counting.

EVS:

Shapes and Colours

**Complete the worksheets  
according to the given  
instructions.**

Identify the number written on the fish and create that many bubbles using finger printing. One has already been done for you.



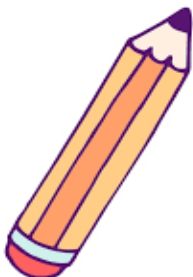
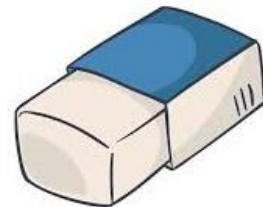
**Slice an onion in half, dip it in water colour and print colourful flowers.**



Collect seeds from different fruits and vegetables and paste them here.

|  |  |  |
|--|--|--|
|  |  |  |
|  |  |  |
|  |  |  |
|  |  |  |

Let's have some fun! Match the pairs.



Identify the object and circle the correct letter.



d

b

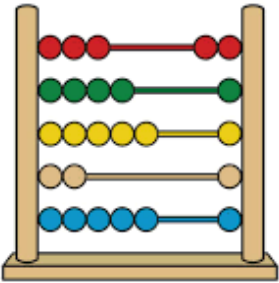
g



F

E

L



e

i

a



e

l

m



F

C

G

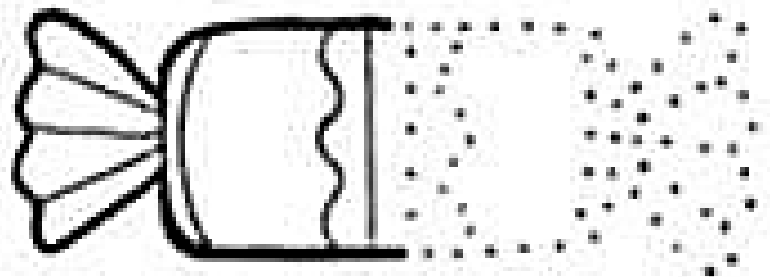

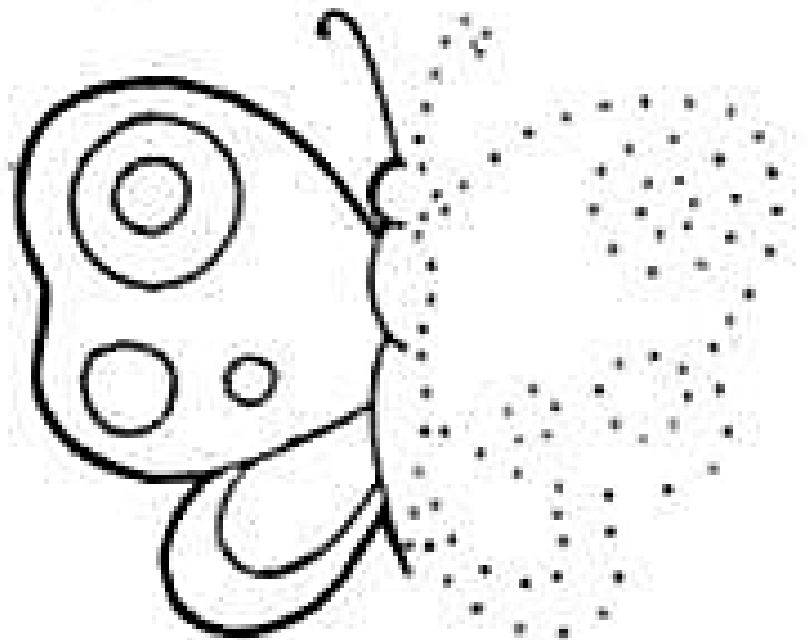
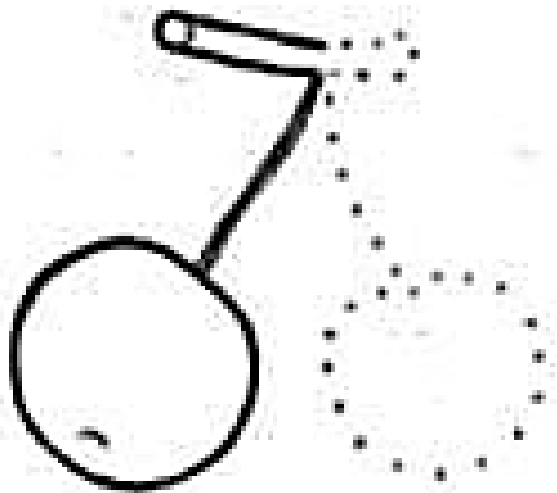
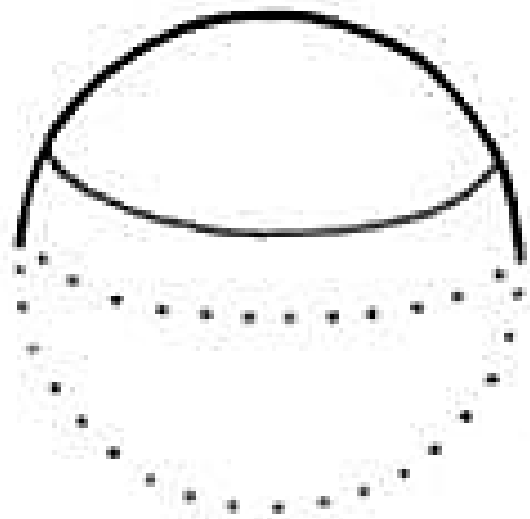


d

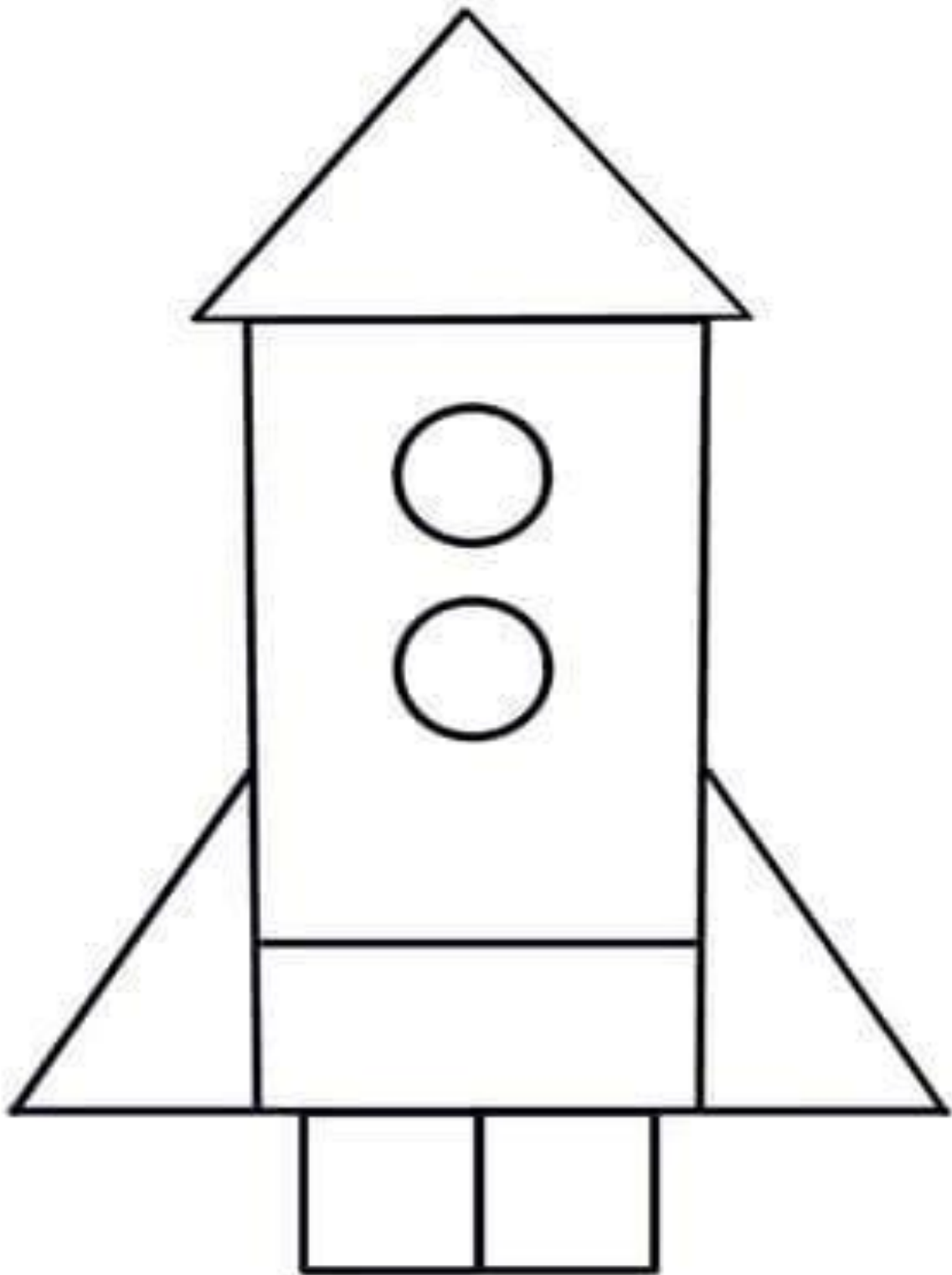
b

g































Complete the picture by joining the dotted lines and then colour it.




Tear colourful kite paper and decorate the rocket.



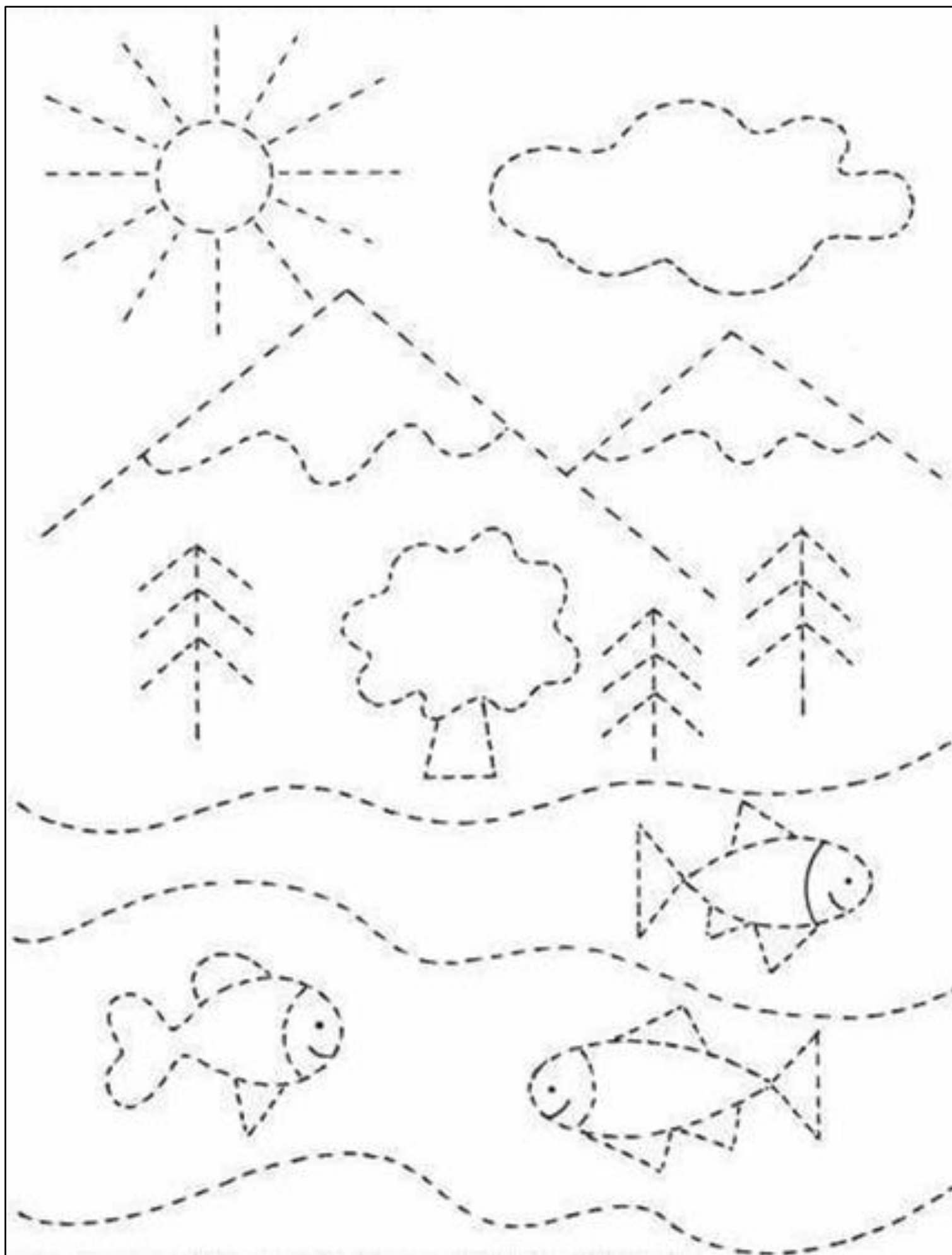
Spot the pattern! Let's find what comes next.

|   |   |   |  |   |       |
|---|---|---|--|---|-------|
|     |    |    |     |    | <hr/> |
|    |    |    |    |    | <hr/> |
|   |   |   |    |   | <hr/> |
|   |  |  |   |  | <hr/> |
|  |  |  |   |  | <hr/> |
|   |  |  |  |  | <hr/> |


























Tear colourful kite paper and decorate the butterfly.



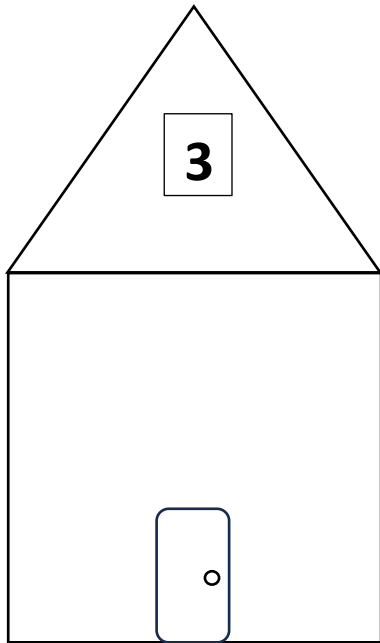
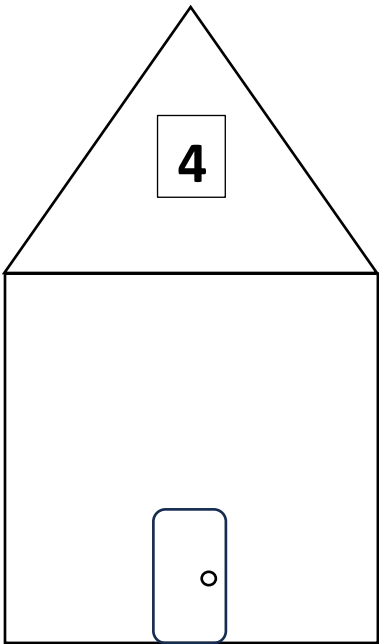
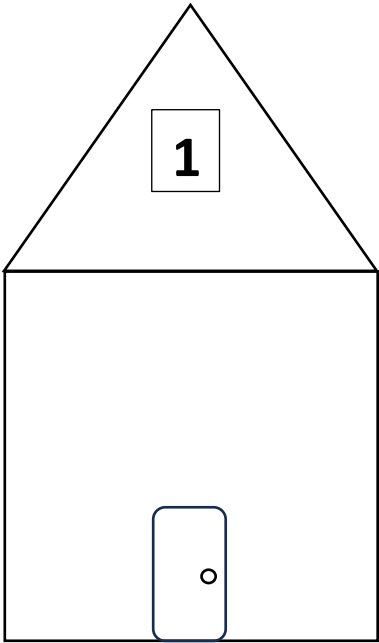
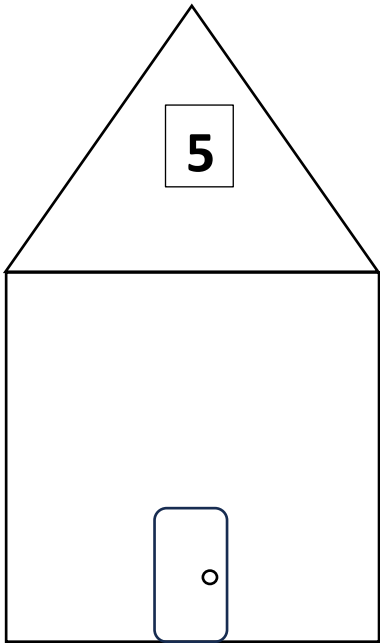
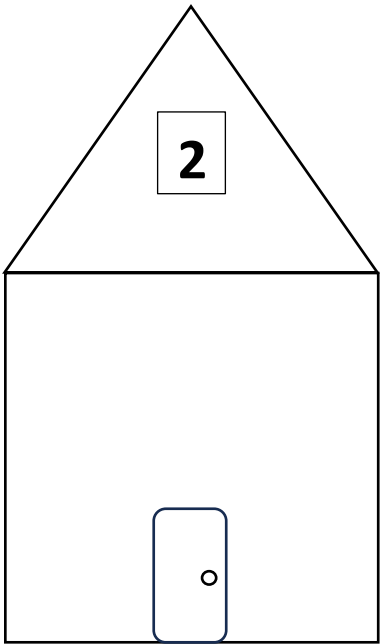
Complete the picture by joining the dotted lines and then colour it.



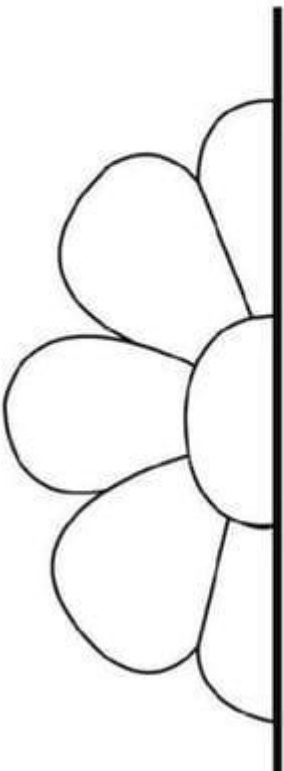
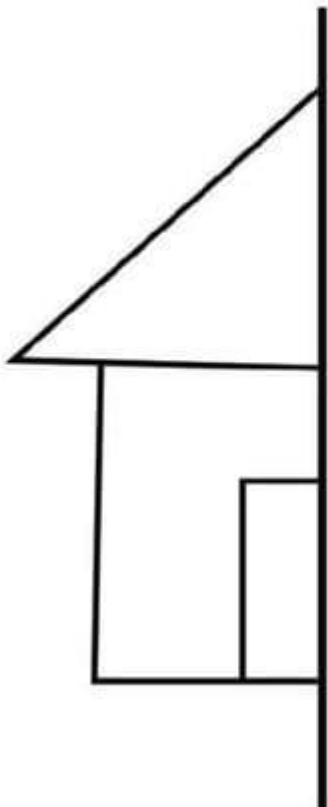

Circle the odd one out.

|   |   |   |   |   |
|---|---|---|---|---|
|     |    |    |     |    |
|     |    |    |     |    |
|   |  |  |   |  |
|   |  |  |   |  |
|  |  |  |  |  |


Observe the number written on each roof. Draw the same number of windows on the house and then colour them.



Complete the pictures and colour them.



Colour the picture.



L

L

[illegible]

[illegible]













# 1 one

[illegible]

# 1 one

[illegible]

# One

[illegible]

**2 two**

[illegible]

**2 two**

[illegible]

**2 two**

[illegible]

**3 three**

[illegible]

**3 three**

[illegible]

**3 three**

[illegible]