


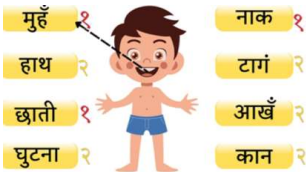
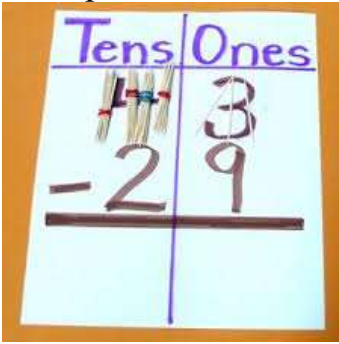



Interdisciplinary Concept Mapping HPC (2025-26)

Class II

TIME PERIOD AND TOPIC	ENGLISH	HINDI	MATHEMATICS	GENERAL AWARENESS	ASSESSMENT
<p>April</p> <p>Concept: Health and Hygiene</p> <p>Domains covered:</p> <ul style="list-style-type: none"> Physical Development Socio-emotional and Ethical Development Cognitive Development Language and Literacy Development Aesthetic and Cultural Development 	<p>Activity: “Sing with Me”</p>  <p>Worksheet: All About Me</p> 	<p>गतिविधि: ‘मेरा परिचय’ -</p>  <p>दसखड़ी ,गिनती 1 - 20</p> <p>गतिविधि: ‘मैं और मेरी गिनती’</p>  <p>मैं और मैं में अंतर है और हैं में अंतर</p> <p>पाठ आउट (सारंगी)</p> <p>गतिविधि: ‘एक खेल अनेक नाम’</p>	<p>Counting 1-1000</p> <p>Ch-1 A day at the beach</p> <p>(Place Value-Hundred, Tens and Ones)</p> <p>Activity: Making bundles of Toothpicks.</p>  <p>Numbers names (1-500)</p> <p>Revision of Table of 2 and 10</p>	<p>Self Care Grooming Kit</p>  <p>Hand Wash Activity – Students will learn about the 7 steps of hand washing to maintain personal hygiene.</p> <p>Yoga Aasan for healthy body.</p>	<p>Speaking Skills (All about me)</p> <p>Dramatization(Ch-My name)</p> <ul style="list-style-type: none"> गिनती 1 - 20 Let’s Know Each Other (Peer Assessment) <p>*Punctuation (Capital Letter, Full Stop, Question Mark)</p> <p>*Dodging Table Test (2 and 10)</p>

Grammar- The Alphabet, Sentences and Punctuation

When we ask a question, we put a question mark at the end of the sentence. In the given sentences, put a question mark (?), if it is a question and a full stop (.), if it is not.

1. My name is Sheena
2. Where do you live
3. Which colour do you like
4. What is your favourite subject
5. I like music very much

☐
☐
☐
☐
☐

- **Noun:** Common Noun & Proper Noun

Ch- My name

Seeing without seeing

Sight Words-

Eyes, nose, ears, organs, fingers, head, happy



3. नीचे दिए गए कथनों के बारे में जानकारी पूछें। नीचे दिए गए स्थानों पर सही उत्तर लिखें।

किस का नाम _____

कहाँ रहते हैं _____

कहाँ से आते हैं _____

कहाँ जाते हैं _____

कहाँ से आते हैं _____

कहाँ से आते हैं _____


- 'मिलकर पढ़िए': 'खेल सन्ध्या'



May
Concept:
My friends and family

Domains covered:
• Physical Development

Picture reading (Pg 8,9 of Mridang)
Picture Composition



अपठित गद्यांश

कि और की में अंतर

इकाई 1 परिवार

(नीमा की दादी,माला की चाँदी की पायल,मॉ,थायू और मैं)

Place value



Ch-1 Numbers (Mental Math Book)

Ch-4 Counting in tens (Expanded form and

Importance of friends in our life



- ◆ Role play (skit on my family)
- ◆ Quiz (Relations between different family members)
- ◆ Worksheet

- *Socio-emotional and Ethical Development*
 - *Cognitive Development*
 - *Language and Literacy Development*
 - *Aesthetic and Cultural Development*
- Positive Learning Habits*

Chapter 2 Out! Out!




It was a holiday. Jeet and Babli were playing. They played many games. Both of them skipped the rope. They played hide and seek.



Babli and Jeet decided to play 'bat and ball'. Jeet got ready to throw the ball.

Nouns : Genders

Students will differentiate between masculine and feminine Genders in their family.



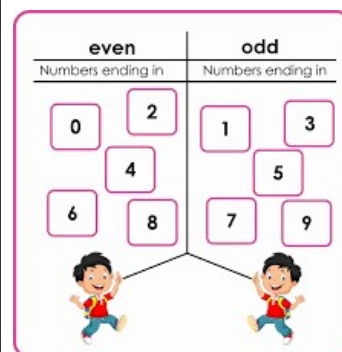
सप्ताह के दिनों के नाम

short form)

Formation of numbers (Greatest and smallest number)




Odd and Even numbers



My family

Introduction of types of families-



- Nuclear family
- Joint Family

Activity-Making a stick puppet using popsicle sticks.



Card making

I love my family

(Family Members name)

◆ कविता

वाचन (माँ)

* श्रुतलेख अध्याय-19

आउट

*Dictation Seeing without seeing

* $>$, $<$, $=$

* odd/even

July

Concept:
Neighbourhood

Domains covered:

- *Physical Development*
- *Socio-emotional and*

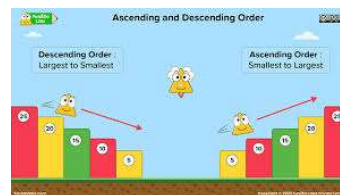
A. Write your home address

Name/ House No.	
Name of the street	
Name of the area	
Town	
State	
Country	


• संज्ञा

गतिविधि : 'संज्ञा' - छात्र उस व्यक्ति, स्थान या चीज़ों का नाम लिखेंगे जो वे अपने आस-पास या अपने पड़ोस में देखते हैं।

Ascending and Descending order



Activity: My Neighbourhood Geoboard



Speaking Skills (My Neighbourhood)

- Observation & Interpretation
- Word Formation
- Problem Solving
- Worksheet (Ordinal

Ethical Development

- Cognitive Development
- Language and Literacy Development
- Aesthetic and Cultural Development

Positive Learning Habits




Comprehension Passage
Pronouns

Pronoun Song
(Tune: 'Barmaleys I Love You')

I, me, you,
We, us, they,
Them, it, he, she,
Him and her

Are pronouns that
Take the place of nouns!
Learn them well
And use them now.

- **Article: 'a' / 'an' -**
Students will brainstormed about the use of article a/an before nouns.



- सर्वनाम
गतिविधि: 'सर्वनाम गुब्बारा'



चित्र लेखन
महीनों के नाम
संयुक्त वर्ण
र के प्रयोग

Ordinal numbers (1-10)




Activity: 'Who's First!'



Table of 3 and 5

Activity: 'Our Nature Walk'



Mindful Breathing:



numbers)
Listening skill WS
महीनों के नाम

Activity: 'Look Around'

Two Things I Like About My Neighborhood

I like _____

I like _____

Sight Words - My Neighbourhood

	Crossing guard	
	street	
	house	
	park	
	stop sign	
	apartment	
	store	
	stroller	
	police car	
	school bus	

TIME PERIOD AND TOPIC	ENGLISH	HINDI	MATHS	GENERAL AWARENESS	ASSESSMENT
August-1- 30	Comprehension (unseen passage)-	अपठित गद्यांश - तीन दोस्त गतिविधि - (पेज न. 30 सारंगी पुस्तक) बच्चे अलग	Chapter 9 What season it is ?	Picture composition- Activity-My favourite season-	<ul style="list-style-type: none"> Know your weather (Speaking

Theme: Seasons

Domains covered:

- Physical Development
- Socio-emotional and Ethical Development
- Cognitive Development
- Language and Literacy
- Aesthetic and Cultural Development
- Positive Habits

Rainy Day
Roy likes to play in the rain. When it rains, he puts on his raincoat and boots. He goes outside. Roy splashes in the puddles. Roy must think that he is a duck. Sometimes Meyer plays in the rain with Roy.

1. What does Roy like to play in?
2. What does Roy put on when it rains?
3. Where does Roy go?
4. What does Roy splash in?
5. What must Roy think he is?
6. Who plays in the rain with Roy sometimes?

Writing skills- Paragraph writing- Independence day.

Paragraph on Independence Day of India
The Independence Day of India is celebrated on 15th August annually. It is a national festival of India. It is a special day for every citizen of India. India got freedom on 15th August 1947. The day reminds us of the great freedom fighters of India. Their life is worth inspiration for us. We should never forget the moral values of Independence Day of India.

Season (Paragraph writing)

अलग रंगों को मिलाकर एक नए रंग का निर्माण करना सीखेंगे।



व्याकरण – वचन बदलो

गतिविधि – सभी बच्चे इस गतिविधि के द्वारा नए शब्दों को लिखकर उनके वाचन बदल पाएंगे। शब्दों के चित्र बनाकर भी इस गतिविधि को किया जा सकता है।



(pg 98-103)


Topics- Days of the week

Month of the year

Activity- Teacher will toss any soft toy onto the hopscotch board. The student will hop on each month down towards the soft toy as the rest of the students will sing the months of the year song. Once the child reaches the soft toy, he/she will pick it up and then jump back to the beginning. The opportunity for repetition is endless in this game and repetition is what helps the children learn the months of the year.



Write 4-5 sentences about your favourite season. You can also draw or paste pictures.



Knowing various places and their habitants

Activity -Discuss the special things that the

skill)

- Worksheet
- Role play
- Questionnaire

PARAGRAPH ON WINTER SEASON

Winter is the coldest season which comes after autumn. In this season the sun rises pretty late and does not last for long that is why days are shorter and nights are longer. Peak time of this season is in December and January as snow falls heavily in these months. It is a season of mists, fog, heavy rainfall and snowfall.

Grammar – Topic Verb (Doing verb)

Activity-



Description –

Children will make verb chart in their notebooks as shown in picture and write which action they can

ज और ज़ में अंतर

फ और फ़ में अंतर

इकाई -२ रंग ही रंग,

कविता - दुनिया रंग -बिरंगी

गतिविधि – अपने पसंद के रंग पर कविता लिखिए

(उदहारण – 'दुनिया रंग - बिरंगी ' कविता की तरह लिखने की कोशिश करे।)

एवं

कविता – 'कौन' का पठन किया जाएगा।

गतिविधि – अपने परिवार के २ सदस्यों को चुनिए और उनसे कुछ सवाल पूछिए (जैसे इस कविता में पूछे गए हैं) जो आप हमेशा उनसे पूछना चाहते हैं जैसे उनका पसंदीदा खेल कौन सा है ? उन्हें छुट्टी पर कहाँ जाना पसंद है ? उन्हें कौन कौन सा खाना पसंद है ?

कक्षा में आकर मित्रों को अपनी बातचीत बताइए और

Activity- Poem recitation

(page no : 98-99)




Chapter – Shapes and lines (Mental Maths pages -81-89)

Activity- Making a geometrical wall hanging / scenery for class

people do in different seasons. Also talk about the various locally available food and clothes for example, pheran in Kashmir etc. Also , discuss how the local variation in seasons affects the daily lives of people.

Activity – Tell what you see- Watch the sky at sunrise, sunset and at night. Share your experiences with the class.



do , they will also act according to those words.

Topic – Helping verb (is, are, am)

Activity – Project making (Art integrated activity) -
Sorting of pronouns on the basis of helping verb



Chapter-A show of clouds (poem)

– **Activity-** Students will observe the clouds and draw two pictures in their notebook based on their observation.

उनकी बातचीत भी ध्यान लगाकर सुनिए।


पाठ- तोसिया का सपना

गतिविधि - अपने सपनों का बगीचा बनाइए और उसमें अपने पसंद के रंग भरिये।



पाठ – सबसे बड़ा छाता (पठन हेतु)

गतिविधि – कक्षा में अपने शिक्षक की सहायता से समाचार पत्र में बारिश / आसमान / चोंद / तारे आदि से सम्बंधित कोई समाचार पढ़िए। (पेज न. 128)




Description- Children will make a wall hanging /scenery for class using 2D Shapes.

Chapter 4- Shadow story (2- D Shapes)

Activity- Togalu Gombeyaata- puppetry art - -

Description- Children will make shadow of different animals and



Art integrated activity using clay – Making of Rainbow.



शिक्षिका बच्चो को हर रोज़ समाचार पत्र पढ़ने के लिए भी प्रोत्साहित करेंगी।

HEATING UP			
May 7	Temp	Mainly clear	
	Min	23	Max 40
		sky	
May 8	Temp	Mainly clear sky, thunder	
	Min	24	Max 40
		stom likely	
May 9	Temp	Partly cloudy in afternoon	
	Min	22	Max 39
		sky	
May 10	Temp	Mainly clear sky	
	Min	23	Max 40
		sky	
May 11	Temp	Mainly clear sky	
	Min	23	Max 40
		sky	

पहेलियाँ – बूझो तो जाने – सभी बच्चे पेज न. 128 पर दी गयी पहेली भी

पहेली

1. काली भूरी नीली है,
लाल गुलाबी पाली है,
बरखा से यही बचाती है,
पूछ नहीं आ पाती है।
रहती है सिर के ऊपर,
फैली रहती है उन कर,
सुरा सी है, जाने तुम,
अपने सिर पर ताने तुम।

2. ऊपर देखो उड़ा जा रहा,
पुढ़ा जा रहा अब ये,
लेकिन यात्रा भी आया,
भार न जाने बब ये।
आसमान में उड़ जाता है,
इसे कितने पारी,
क्या चिड़िया है,
अरे नहीं, यह काफ़ी बड़ी सवारी।
— अजय

छोटे-बच्चे

कक्षा में अपने शिक्षक की सहायता से समाचार पत्र में बारिश / आसमान / पंख / तो
आदि से संबंधित कोई समाचार पढ़िए।

128



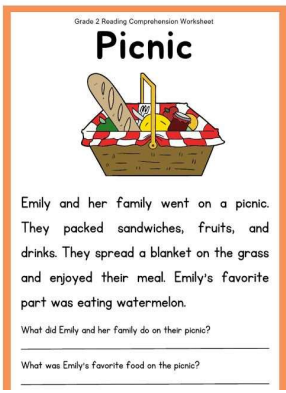

birds using their hands and will also narrate a story using the shadow of various material.



Chapter- 5 Playing with lines.

Activity-Sketches of Madhubani , Kalamkari and Warli art

Description- Children will makes painting in their notebooks as shown in the given picture.

			 		
<p>September 1 - 30</p> <p>Theme- Food</p> <ul style="list-style-type: none"> Physical Development Socio-emotional and Ethical Development Cognitive Development Language and Literacy Aesthetic and Cultural Development 	<p>Comprehension (Unseen passage on food)</p>  <p>Writing skill Paragraph writing- Teacher's day</p>	<p>अपठित गद्यांश – पृष्ठ ९६-९९ (सारंगी पुस्तक)</p> <p>व्याकरण – शुद्ध व अशुद्ध विलोम शब्द</p> <p>गतिविधि – विलोम शब्द घड़ी – सभी बच्चे इस प्रकार की घड़ी का निर्माण अपनी पुस्तिका में करेंगे।</p>	<p>Chapter- Rani's gift (Measurement)</p> <p>Activity- Jal tarang-</p> <p>Description- To make a jal tarang (musical instrument), arrange 5-7 similar glasses or bowls. Fill them with varying levels of water. Gently tap a spoon on each glass or bowl and hear how each one sounds. Tap at different part of the glass or bowl to feel</p>	<p>Activity- Bingo bhel / Sprout salad making (cooking without fire)</p> 	<ul style="list-style-type: none"> Worksheet Multiple choice questions Poem recitation

- **Positive Habits**

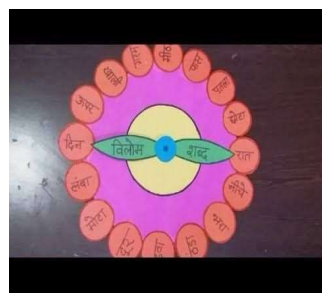
1. Teachers' day is celebrated on 5th September every year in India.
2. It is celebrated on the birth anniversary of Dr. Sarvepalli Radhakrishnan.
3. He was a philosopher, teacher, and first Vice-President of India.
4. Teachers play a very important role in a student's life.
5. Teachers are the backbone of society.
6. On Teachers' Day we give tribute to our teachers.
7. Teachers' Day is celebrated in schools and colleges with great enthusiasm.

Grammar – Helping verb (has, have)

Activity – Have got game -



Description- Children will trace the path and form a sentence after observing the picture. Each correct answer



पाठ ६ चीटा (पठन हेतु)

गतिविधि –परिवार के सदस्य या अपने किसी मित्र के लिए 'धन्यवाद कार्ड' बनाइये। इस धन्यवाद कार्ड पर आप लिख सकते हैं कि आप यह धन्यवाद कार्ड उन्हें क्यों देना चाहते हैं। (पेज न. 22 सारंगी पुस्तक)

the difference.

Children can also measure the amount of water and compare the sizes of the bowls.



Table of 6

MULTIPLICATION TABLE									
1x1 = 1	2x1 = 2	3x1 = 3	4x1 = 4	5x1 = 5	6x1 = 6	7x1 = 7	8x1 = 8	9x1 = 9	10x1 = 10
1x2 = 2	2x2 = 4	3x2 = 6	4x2 = 8	5x2 = 10	6x2 = 12	7x2 = 14	8x2 = 16	9x2 = 18	10x2 = 20
1x3 = 3	2x3 = 6	3x3 = 9	4x3 = 12	5x3 = 15	6x3 = 18	7x3 = 21	8x3 = 24	9x3 = 27	10x3 = 30
1x4 = 4	2x4 = 8	3x4 = 12	4x4 = 16	5x4 = 20	6x4 = 24	7x4 = 28	8x4 = 32	9x4 = 36	10x4 = 40
1x5 = 5	2x5 = 10	3x5 = 15	4x5 = 20	5x5 = 25	6x5 = 30	7x5 = 35	8x5 = 40	9x5 = 45	10x5 = 50
1x6 = 6	2x6 = 12	3x6 = 18	4x6 = 24	5x6 = 30	6x6 = 36	7x6 = 42	8x6 = 48	9x6 = 54	10x6 = 60
1x7 = 7	2x7 = 14	3x7 = 21	4x7 = 28	5x7 = 35	6x7 = 42	7x7 = 49	8x7 = 56	9x7 = 63	10x7 = 70
1x8 = 8	2x8 = 16	3x8 = 24	4x8 = 32	5x8 = 40	6x8 = 48	7x8 = 56	8x8 = 64	9x8 = 72	10x8 = 80
1x9 = 9	2x9 = 18	3x9 = 27	4x9 = 36	5x9 = 45	6x9 = 54	7x9 = 63	8x9 = 72	9x9 = 81	10x9 = 90
1x10 = 10	2x10 = 20	3x10 = 30	4x10 = 40	5x10 = 50	6x10 = 60	7x10 = 70	8x10 = 80	9x10 = 90	10x10 = 100





















Description – Children will make sprout salad or Puffed rice bhel using healthy ingredients of their own choice such as tomato, cucumber, pomegranate, onion, capsicum, lemon, salt etc. To inculcate the healthy eating ,teacher will encourage children to benefits of healthy food over junk food.

Topic –(Model) Introduction of

- Body building food
- Protective food

will add a point to their team.

Question framing - Worksheet

WH Questions	
Who Person   	What Thing   
Where Place   	When Time   
Why Reasons   	How Describe Tell the steps   

QUESTION EXERCISE

Frame questions for the following answers.

1.
Ans: My sister is three years old.
2.
Ans: My mother is a doctor.
3.
Ans: My father works in a bank.
4.
Ans: My brother's name is James.
5.
Ans: I like science fiction.
6.
Ans: My father gave me this watch.
7.
Ans: I spend my holidays at my grandmother's place.
8.
Ans: Dickens is my favorite writer.
9.
Ans: Yes, I collect stamps.
10.
Ans: I have two brothers and one sister.

कविता- टिल्लू जी

गतिविधि – छात्रों द्वारा कविता का सस्वर वाचन किया जाएगा।

पाठ १४ बीज (पठन हेतु)

गतिविधि – किसी पुराने बर्तन या गमले में काले चनों को बोएं। कुछ ही दिनों बाद चनों से हरे भरे डंठल और पत्ते उगने लगेंगे। देखें उन्हें उगने में कितना समय लगेगा। पेड़ कों उगने के लिए किन किन चीजों की जरूरत पड़ती हैं उनकी सूची बनाएं। (पेज न. 60 सारंगी पुस्तक)



पाठ १५ किसान

Mental maths (pages 91, 92)

Activity – Nimbu pani-

Let's measure the ingredients.

Children will make 'Nimbu pani' or any of their favourite drink and write down its ingredients along with the quantity to be used in a table as shown in given picture. (page no 81 of textbook)

Let us make Nimbu Pani.
Raghu and his friends made nimbu pani for Raghu's grandmother.
He used the following things to prepare 1 glass of nimbu pani.
A. Water: 1 glass
B. Sugar: 1 spoon
C. Lemon juice: 2 spoons
D. A pinch of salt

Now Raghu wants to make nimbu pani for himself and his two friends. Raghu has to make 3 glasses of nimbu pani. Write the quantity of ingredients he has to use to make 3 glasses of nimbu pani.


Water: glasses Sugar: spoon
Lemon juice: spoons Salt: pinch

Find Out
Name some drinks that are prepared at your home. Find out the ingredients used for making your favourite drink and write them below.
Name of your favourite drink: _____

Ingredients	Quantity

- Energy giving food

Types of Nutrition Food Model



गतिविधि –सभी छात्र अपनी पुस्तिका में एक सूची बनायेंगे, जिसमें वे सब गर्मी और सर्दी में उगने वाले सब्जियों के नाम लिखकर चित्र बनायेंगे।



पाठ १६ मूली (पठन हेतु)

गतिविधि – सोचिये और बताइए –

नानाजी ने सभी गाँव वालों को दावत पर बुलाया है। मूली के गरमागरम परांठे और ठंडी ठंडी लस्सी बनाने के लिए किन वस्तुओं की

<p>October- 1- 30</p> <p>Theme: <i>Festivals of India</i></p> <p><u>Domains covered:</u></p> <ul style="list-style-type: none"> • <i>Physical Development</i> • <i>Socio-emotional and Ethical Development</i> • <i>Cognitive Development</i> • <i>Language and Literacy</i> • <i>Aesthetic and Cultural Development</i> • <i>Positive</i> 	<p>Comprehension (Unseen passage on festival)</p> <div data-bbox="331 386 621 737"> <p>Christmas Tree</p> <p>I am so glad we went to pick out a Christmas tree. We went to the tree lot. Dad said that I could pick out the tree. I saw a big green tree. It smelled so good! They cut it down and put it on a wagon. Dad let me help pull the wagon. Picking out a Christmas tree was so fun!</p> <p>① What is the setting of the story?</p> <p>② What did Dad say?</p> <p>③ How did the boy help?</p> </div> <p>Writing skill- Picture composition</p> <div data-bbox="331 894 611 1284"> </div> <p>Description- Children will observe the picture and write few</p>	<p>आवश्यकता होगी ? (पेज न. 69 सारंगी पुस्तक)</p> <p>लेखन – चित्र लेखन (पृष्ठ ९३,९४ सारंगी पुस्तक)</p> <div data-bbox="684 342 982 594"> </div> <p>व्याकरण –</p> <p>शब्द निर्माण</p> <p>गतिविधि- बच्चे नीचे दी गई दोनों गतिविधि के द्वारा शब्द निर्माण करना सीखेंगे ।</p> <div data-bbox="684 943 968 1187"> </div> <div data-bbox="684 1219 978 1463"> </div>	<p>Addition and Subtraction</p> <p>Chapter- Decoration for festival (page- 50- 70)</p> <p>Activity- Skip the rope</p> <p>(Integrated with sports)</p> <p>Each child will get atleast 2 chances of skipping and counting when the skip passes under their feet. Students will learn addition and subtraction through this activity.</p>	<p>Activity- Let's decorate our home-</p> <p>Description- Children will make bandanwars, festoons and streamers on Diwali. They will make these things in class using decorative and recycled material.</p> <div data-bbox="1398 667 1629 854"> </div> <div data-bbox="1398 886 1619 1154"> </div> <p>Activity- An excursion</p> <p>Description- Plan an excursion to any religious place such as mosque, temple, church</p>	<ul style="list-style-type: none"> • Picture Composition • Concept and skill test • Classroom discussion • Spell check
---	--	--	--	--	--




Description- Sorting bag- Children will sort the nouns, verbs and adverbs from the given bag and form sentences by choosing correct words.

Literature

Unit 5 -We are all Indians

Something new (Gandhi jayanti) page no – 103 and 106- 108 of textbook)











Chapter – Trip to Vijaywada (Pages 104-109)

Activity- Time Tracker (worksheet)

Description – Children will keep a track of the duration their daily activities for three days and fill it in the given worksheet

Table of 7

MULTIPLICATION TABLE									
1 x 1 = 1	2 x 1 = 2	3 x 1 = 3	4 x 1 = 4	5 x 1 = 5	6 x 1 = 6	7 x 1 = 7	8 x 1 = 8	9 x 1 = 9	10 x 1 = 10
1 x 2 = 2	2 x 2 = 4	3 x 2 = 6	4 x 2 = 8	5 x 2 = 10	6 x 2 = 12	7 x 2 = 14	8 x 2 = 16	9 x 2 = 18	10 x 2 = 20
1 x 3 = 3	2 x 3 = 6	3 x 3 = 9	4 x 3 = 12	5 x 3 = 15	6 x 3 = 18	7 x 3 = 21	8 x 3 = 24	9 x 3 = 27	10 x 3 = 30
1 x 4 = 4	2 x 4 = 8	3 x 4 = 12	4 x 4 = 16	5 x 4 = 20	6 x 4 = 24	7 x 4 = 28	8 x 4 = 32	9 x 4 = 36	10 x 4 = 40
1 x 5 = 5	2 x 5 = 10	3 x 5 = 15	4 x 5 = 20	5 x 5 = 25	6 x 5 = 30	7 x 5 = 35	8 x 5 = 40	9 x 5 = 45	10 x 5 = 50
1 x 6 = 6	2 x 6 = 12	3 x 6 = 18	4 x 6 = 24	5 x 6 = 30	6 x 6 = 36	7 x 6 = 42	8 x 6 = 48	9 x 6 = 54	10 x 6 = 60
1 x 7 = 7	2 x 7 = 14	3 x 7 = 21	4 x 7 = 28	5 x 7 = 35	6 x 7 = 42	7 x 7 = 49	8 x 7 = 56	9 x 7 = 63	10 x 7 = 70
1 x 8 = 8	2 x 8 = 16	3 x 8 = 24	4 x 8 = 32	5 x 8 = 40	6 x 8 = 48	7 x 8 = 56	8 x 8 = 64	9 x 8 = 72	10 x 8 = 80
1 x 9 = 9	2 x 9 = 18	3 x 9 = 27	4 x 9 = 36	5 x 9 = 45	6 x 9 = 54	7 x 9 = 63	8 x 9 = 72	9 x 9 = 81	10 x 9 = 90
1 x 10 = 10	2 x 10 = 20	3 x 10 = 30	4 x 10 = 40	5 x 10 = 50	6 x 10 = 60	7 x 10 = 70	8 x 10 = 80	9 x 10 = 90	10 x 10 = 100

TIME PERIOD AND TOPIC	ENGLISH	HINDI	MATHEMATICS	GENERAL AWARENESS	ASSESSMENT
<p>November</p> <p><i>Concept:</i> Transport</p> <p><u>Domains covered:</u></p> <p>Health and well-being:</p> <p>Effective Communicators :</p> <p>Involved learners:</p> <p>Sensory Integration: Sense of touch, sense of sight</p> <p>Socio-Emotional Skills:</p> <p>Personal growth and well-being,</p>	<p>Activity.</p> <p>Safety Rules on road</p>  <p>Through different kinds of flashcards children will learn about road safety.</p>  <p>Paragraph Writing On children's Day</p> 	<p>क्रिया-</p> <p><u>क्रिया--गतिविधि के माध्यम से क्रिया शब्द का ज्ञान</u></p>  <p>बच्चे अपने परिवहन खिलौने लाएंगे और वे क्रिया से संबंधित गतिविधि करेंगे</p> <p>ड और ड़ में अंतर ढ और ढ़ में अंतर</p> <p><u>अनुच्छेद-लेखन</u></p>	<p>Ch -6 Decoration of festivals (subtraction)</p>  <p>Activity: <u>Transportation sorting</u></p>  <p>*Addition and Subtraction word problem.</p>	<p>Rescue In Emergency:</p>   <p>Through this matching activity children will get to know that in different emergency what kind of vehicles are available for our help.</p> <p>Cooking Without Fire Activity:</p> <p>My Healthy Train</p>	<ul style="list-style-type: none"> ◆ Sequential Learning ◆ Free hand drawing (Safety signs) ◆ Speaking skills (Different kind of transportation) ◆ Puzzle solving ◆ Quiz on Transportation and safety rules • Speaking Skills • Reading comprehension • Verbal Expression • Pronunciation • Fluency • Worksheets

sequencing skills,
Problem-solving,
communication,
enhance the
vocabulary,
Building
relationship/
collaboration

SDG goal-11.2

Values
imparted:

Love and care,
trust, kindness,
empathy,
compassion,
perseverance, and
importance of
Transportation,
uses, & their
safety rules.

Developmental
milestone:
Cognitive and
Intellectual
Development,

Grammar:

Adjective

Name: _____ Date: _____

Adjectives

Choose an adjective from the box and complete the sentences.

Big	Tall	Yellow	Mean
Happy	Sad	Pretty	Angry
Grumpy	Fast	Slow	Quick
Short	Old	New	Green


- The _____ man walked slowly to the shop.
- A pack of _____ dogs barked at the boy.
- Tim had three _____ sisters.
- Her new clothes were very _____.
- Mary had a shiny _____ car.

Chapter-My Bicycle




Children will read this
chapter & the teacher
will encourage them to
ride bicycles every day
with the help of their
parents and using all
the safety guards.

Unit-3-Going Places

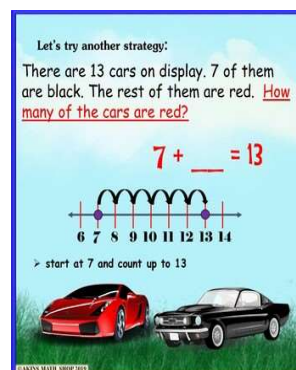


कविता

हाथी साइकिल चला रहा था
।



अध्याय- डरो मत



Bus adding puzzle: Brain Gym



Ch-10

Money

Pages 67-72 of MM



Edible Stoplight:



Literacy, Motor Development
Gross/ Fine/ Sensory.

Activity: Best out of waste transport model



Chapter-2

Between House and School

Children will make different kinds of transport to go from one place to another with origami & waste materials.

Chapter-3

This is my Town.

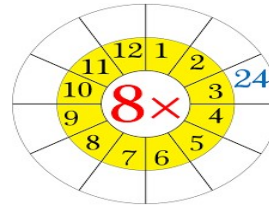











***Table of 8**

Activity: Spin the wheel & find answer

Through this cognitive activity children will use their thinking skills to find the answer.

Pages-32,35,42,43 of Mental Math.



TIME PERIOD AND TOPIC	ENGLISH	HINDI	MATHEMATICS	GENERAL AWARENESS	ASSESSMENT
<p>December</p> <p>Concept: Plants and Animals</p> <p>Domains covered:</p> <p>Physical Development</p> <p>Socio-emotional and Ethical Development</p> <p>Cognitive Development</p> <p>Language and Literacy</p> <p>Aesthetic and Cultural Development</p> <p>Positive Habits</p> <p>SDG GOAL-15</p> <p>Life on Land</p> 	<p>Activity: <u>I can eat a whole plant</u></p>  <p>This activity shows that vegetables we eat come from different parts of a plant. Children will be able to identify different parts of a plant.</p> <p>Paragraph Writing: Christmas Day</p> <p>Preposition</p> <p>Unit-2 Chapter-1</p> <p>It is fun (Picture Reading Pages 22-23 of Textbook)</p>	<p>गतिविधि:-</p>   <p>अनुच्छेद लेखन</p> 	<p>Table of 9</p> <p>Table of 9 on Fingers</p>   <p>Children will learn the Table of 9 with the finger tricks.</p> <p>Data Handling</p> <p>Pages 93 to 99 of Mental Math</p>	<p>Healthy Eating: Head to toe, Fuel your Body</p>  <p>Through this activity children will get to know about food items for each body parts.</p> <p>Activity: <u>Let's Speak</u></p>  <p>Children will speak few lines on uses of</p>	<ul style="list-style-type: none"> Sequential Learning (Life cycle of a plant) Free hand drawing (Things we get from plants) Speaking skills (Importance of Tree) Puzzle solving Quiz on Plant Speaking Skills Reading comprehension Drawing on Story Verbal Expression Pronunciation Fluency

SDG GOAL-18

Zero Animal Expolitation



Values imparted:

Love and care, trust, kindness, empathy, compassion, perseverance, and importance of Trees, plants & animals & their uses.

Competencies achieved:

- Meaningful use of language
- Listening with comprehension
- Fine and



Children will recite the poem with action.

Activity: Things we get from plants.



Fun And Engaging Plant Life Cycle Activity:



अपठित गद्यांश





पाठ – 18 शेर और चूहे की दोस्ती



रोल प्ले गतिविधि: कहानी कथन –

जंगल की मस्ती : शेरु सिंह का जन्मदिन



Dodging tables



plants & for their importance.



Activity: “Bring the zoo to you!” - Animal Race will be set up for the children. They will pretend to be one of the animals (galloping like a horse, hopping like a frog) and finish the race. Children will learn ordinal numbers through this game.

Activity: The Jungle Show – Students will thumb print or hand print the different animals with watercolors to create a jungle scene.

gross motor skills

- Creative thinking
- Expression of thoughts through art & craft
- Vocabulary development
- Print awareness

Sensory Integration: Actively discuss about plants and animals through sight, speaking and writing.

Socio-Emotional Skills: Learning to regulate emotions in different

Chapter 3 The Crow

Listening: Story Narration of 'The crow through puppets.



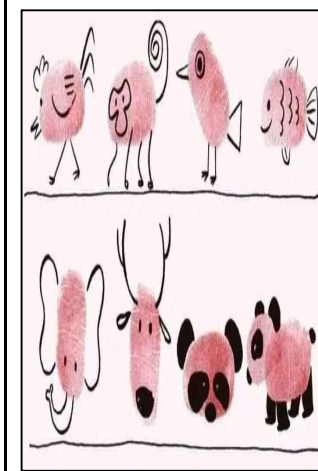

Activity: "Homes of Animals" - Students will colour the cutouts of animals and paste them in their respective homes.







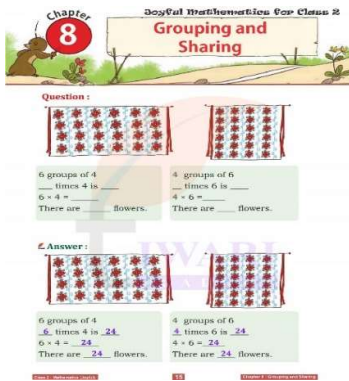

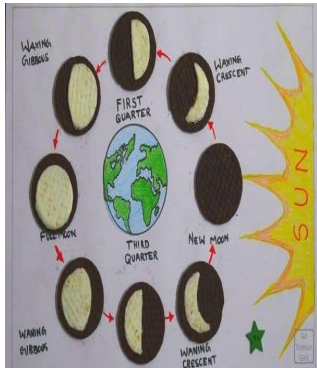

पाठ तालाब



रचनात्मक गतिविधि : विभिन्न पक्षी एवं जानवरों के घरों के बारे में पता कीजिए तथा घर में उपलब्ध वस्तुओं द्वारा किसी एक जानवर या पक्षी का घर बनाएँ।



<p>seasons.</p> <p>Physical Development: Playing and working cooperatively.</p> <p>Fine motor skills: hands on activities</p> <p>Value: trees are important to us.</p> <p>Life Skill: nurturing a plant</p>	<p>Chapter – 4</p> <p>The Smart Monkey</p> <p>Unit 4 Welcome to My World Chapter 4 The Smart Monkey</p> <p>One day Anju and Farida went to the market. Anju bought a bag and Farida bought a water bottle. Later, they went to a shop and bought a packet of groundnuts and a bottle of juice.</p> <p>एक दिन अंजु और फरिदा बाजार गयीं। अंजु ने एक बैग खरीदा और फरिदा ने एक बोतल खरीदी। बाद में वे एक दुकान गए। अंजु ने पकड़ने की एक थैली और फरिदा ने एक बोतल खरीदी।</p>  <p>They felt tired. They sat on a bench under a tree to rest. There was a monkey on the branch of the tree above them.</p> <p>उन्हें थकान महसूस हुई। वे थकावट कम करने के लिए एक पेड़ के नीचे एक बेंच पर बैठ गये। उनके ऊपर पेड़ की शाखा पर एक बंदर था।</p>	<p>सोमारू और कमली जंगल घूमने गए। लौटते समय उन्हें ब्रॉर की भूख लगी। उन्हें एक गाय दिखाई। कमली ने गाय से कहा, "जरा-सा दूध दे दो तो भूख मिटे।" गाय बोली, "मेरे खाने को घास ही नहीं है। मुझे हरी-हरी घास चाहिए।"</p> <p>सोमारू और कमली जंगल घूमने गए। लौटते समय उन्हें ब्रॉर की भूख लगी। उन्हें एक गाय दिखाई। कमली ने गाय से कहा, "जरा-सा दूध दे दो तो भूख मिटे।" गाय बोली, "मेरे खाने को घास ही नहीं है। मुझे हरी-हरी घास चाहिए।"</p>			
---	---	---	--	--	--

TIME PERIOD AND TOPIC	ENGLISH	HINDI	MATHEMATICS	GENERAL AWARENESS	ASSESSMENT
<p>January</p> <p><i>Concept: Our Wonderful World</i></p> <p><u>Domains covered:</u></p> <p>Health and well-being:</p> <p>Effective Communicators:</p> <p>Involved learners:</p> <p>Sensory Integration: Sense of touch, sense of sight</p> <p>Socio Emotional Skills:</p> <p>Personal growth and well-being, sequencing skills,</p>	<p>Activity: I know the 3 R's Rule</p>  <p>Through this hands-on activity, children will learn about reduce, reuse & recycle rules to keep our wonderful mother earth healthy & clean.</p> <p>Paragraph Writing</p> 	<p>अनेक शब्दों के लिए एक शब्द</p>  <p><u>वर्ग पहेली</u></p>	<p>Chapter-8</p> <p>Grouping and shaping</p>  <p>Activity: Shapes In Nature</p>  <p>Children will make different objects with the help of shapes .</p> <p>Multiplication</p> <p>(Pages 45-55 of Mental Math)</p>	<p><i>Cooking without fire</i></p> <p>Activity: Explore phases of Moon with Oreo</p>  <p>Children will learn different phases of the moon with this hand on activity. They will be excited to make & after that eat the biscuits.</p> <p>Activity: My Own Planet</p> 	<ul style="list-style-type: none"> ◆ Sequential Learning (Phases of Moon) ◆ Free hand drawing (Things we see in our planet) ◆ Speaking skills (Importance Natural resources) ◆ Puzzle solving ◆ Quiz on our wonderful world • Speaking Skills • Reading

Problem solving, communication, enhance the vocabulary, Building relationship/ collaboration .



SDG GOAL-13

Developmental milestone:

Cognitive and Intellectual Development, Literacy, Motor Development Gross/ Fine/ Sensory.

Values imparted:

Love and care, trust, kindness, empathy, compassion, and perseverance,


Mixed Bag (Noun, Pronoun, Verbs)



Unit-Life Around us



Activity-Types of clouds



Children will learn about different kinds of clouds &

विशेषण




पाठ 26

कविता बादल

सभी बच्चे कविता का स्वर वाचन करेंगे



गिरे ताल में चंदा मामा कक्षा 2 पाठ 24



Children will learn multiplication with the help of clay.

Children will use their imagination & think about their own planet.

comprehension


- Drawing on Story
- Verbal Expression
- Pronunciation
- Fluency
- Worksheets

importance of our
wonderful world.

how they look.

Unit-5

Little drops of
water



Cycle In A Bag



Learning about the weather is fascinating to children. This simple water cycle in a bag project is a great way for children to visualize the whole process.