




**VIVEKANAND
PUBLIC SCHOOL**



HOLIDAY HOMEWORK



CLASS 2



THEME

LITTLE EXPLORERS

The Season of exploring
the beautiful adventures.





★ "With curious eyes and wondering minds, little explorers set out to discover the magic in every moment." ★

Dear Parents and Students,

The summer break is here—a perfect time for our Little Explorers to embark on exciting journeys of discovery, both inside and outside the home. To nurture curiosity and maintain a smooth academic connection, we have designed holiday homework that balances learning and creativity.



Holiday Homework Guidelines – Session 2025-26:

- While parental guidance is welcome, the child should complete the tasks independently.
- All subject assignments must be neatly compiled in a folder with proper labeling.
- Submission Deadline: 8th July 2025

Let this vacation be filled with wonder, imagination, and joyful learning adventures!





ENGLISH

To strengthen your child's understanding of verbs (doing words) in a creative and hands-on manner, we bring to you a unique craft-based activity titled:

“Verb Vein – A 3D Tree of Actions”

1. Take a piece of cardboard or thick chart paper as the base.
2. Cut out a thick tree branch using brown paper or cardboard and paste it across the cardboard as if it's coming from one side.
3. Next, cut out green leaves (from green paper/cardstock). You can make 10–15 leaves.
4. On each leaf, write one action word (verb).

Example verbs: run, swim, dance, clap, eat, sing, read, jump, hop, write.

5. Paste the leaves on and around the branch so they look like they are growing from it, giving a 3D look.
6. Decorate the base neatly. You can use markers, glitter, or outlines to enhance it.

Revise all the work done in the class.



English Assignment

Ques.1 Read the passage and answer the questions:

Aman is a little boy. He has a pet dog named Bruno. Every morning, Aman takes Bruno for a walk in the park. They play with a ball and enjoy the fresh air. Aman loves Bruno very much.

Answer the questions:

1. Who is Aman?

2. What is the name of his pet?

3. Where do they go every morning?

4. What do they play with?

Ques.2 Rearrange the words to make correct sentences:

1. dog / The / barking / is.

→

2. ice cream / loves / Riya / eating.

→

3.the / sun / bright / is.

→

4. are / birds / flying / the.

→

Ques.3 Complete the story by filling in the blanks with suitable words:

One day, a _____ (animal) was walking in the forest. It saw a _____ (color) butterfly sitting on a flower. The animal said, "You are so _____ (adjective)." The butterfly smiled and _____ (verb) away. The animal felt _____ (feeling) and continued its walk.

Ques. 4 Circle the verbs (action words) in these sentences:

1. The boy runs fast.
2. She is painting a picture.
3. We play in the garden.
4. Mother cooks tasty food.

Ques. 5 Underline the adjectives (describing words):

1. The red ball bounced high.
2. I saw a cute puppy.
3. The tall tree has green leaves.
4. He wore a clean shirt.



MATHS

1. Make projects according to your roll number.

*** Roll no. 1-08: Make a 3D clock**

*** Roll no. 09-16:- Make an expanded place value chart**

*** Roll no. 17-24:- Make 3D shapes themed Park.**

*** Roll no. 25 Onwards:- Make a 3D shapes themed School.**



2. Revise all the work done in the class.

3. Solve the given worksheets in a separate notebook or take printout

Write the following in expanded form and name them.

182 = 100 + 80 + 2 = One hundred eighty two.

212 = + + =

687 = + + =

374 = + + =

465 = + + =

893 = + + =

749 = + + =

524 = + + =

964 = + + =

999 = + + =

450 = + + =

309 = + + =



Skip Counting Practice

Identify the skip counting pattern to fill in the missing numbers.

- ① 2, 4, 6, ____, ____, ____, ____, ____, ____, ____
- ② 0, 3, 6, ____, ____, ____, ____, ____, ____, ____
- ③ 4, 8, 12, ____, ____, ____, ____, ____, ____, ____
- ④ 5, 10, 15, ____, ____, ____, ____, ____, ____, ____
- ⑤ 12, 15, 18, ____, ____, ____, ____, ____, ____, ____
- ⑥ 0, 10, 20, ____, ____, ____, ____, ____, ____, ____
- ⑦ 22, 24, 26, ____, ____, ____, ____, ____, ____, ____
- ⑧ 25, 30, 35, ____, ____, ____, ____, ____, ____, ____
- ⑨ 24, 28, 32, ____, ____, ____, ____, ____, ____, ____
- ⑩ 12, 14, 16, ____, ____, ____, ____, ____, ____, ____



HINDI

1. Roll no 01 to 15 जंगल का माडल (पेड़ , पौधे, जानवर और पक्षी दिखाकर) बनाना है।
2. Roll no 16 to 30 पर्यावरण सुरक्षा पर माडल बनाना है।
3. कक्षा में किया गया सारा कार्य दोहराएं।
4. दी गई वर्कशीट्स का प्रिंटआउट चिपकाएं और इन्हें कॉपी में करें।

नाम : _____

दिनांक : _____

सप्ताह के दिन

कल आज कल

कल था

आज

कल है

← सोमवार →

← मंगलवार →

← बुधवार →



← बृहस्पतिवार →

← शुक्रवार →



← शनिवार →

← रविवार →



प्रश्न 3- चित्रों की सहायता से कहानी पूरी कीजिए।

एक  और एक  बहुत अच्छे

मित्र थे। एक बार दोनों को बहुत तेज़ भूख लगी। उन्होंने देखा कि

एक  पर बहुत से आम लगे थे। यह देख कर वे दोनों बहुत खुश हुए। वह आम खाने ही वाले थे कि उन्हें एक 

..... की दहाड़ सुनाई दी। दोनों बुरी तरह घबरा गए। अचानक

 को अपने दोस्त  की

याद आई। वह ज़ोर-ज़ोर से उसे पुकारने लगा। वह अपने साथ

....., , और  

को भी ले आया। इतने जानवरों को एक साथ देखकर



..... बुरी तरह डर गया और वहाँ से भाग गया।

सारे जानवरों ने मिलकर मीठे- मीठे आम खाए।

EVS

- Make an attractive model of a human organs using clay. You may choose either internal organs (like the heart, lungs, stomach, brain, etc.) or external organs (like the eyes, nose ears, skin, etc.). (Roll no. 1 to 15)
- Make an attractive model on seasons. (Roll no.16-30)

Sharing the link for your reference. <https://youtu.be/PIR5mgARS34?feature=shared>

- On this World Environment Day, June 05, give a beautiful gift to the environment that will be nurtured forever.

Instructions:

1. Keep a coconut shell for the activity.
2. Ask an adult to help cut it in half.
3. Fill it with soil and plant seeds (like soybean, chickpea, wildflower, red chili, or garlic).
4. Water it daily and watch it grow.
5. Give your plant a special name!



EVS WORKSHEET

Q1. What do you call these relatives?

- 1. Your mother's brother _____
- Your mother's mother _____
- Your mother's sister _____
- Your mother's father _____
- Your father's brother _____
- Your father's mother _____
- Your father's sister _____
- Your father's father _____
- Your uncles' or aunts' children _____

Q2. Match the following:-

- Father guide the family
- Mother visit during functions
- Grandparents cooks tasty food
- Cousins go to school
- Children earns for the family


Q3. Write the missing letters.

- U ____ CL ____
- A ____ N ____
- RE ____ EA ____ ON
- F ____ SH
- NU ____ EA ____

Q4. Write answer in one word.

- The first stage of human _____.
- Baby plant is also called- _____.
- When we grow, changes occur in our- _____
- A new born baby is called- _____
- Seedling grows into fully grown _____

Q5. Circle the picture that will not grow.





HAPPY
Father's
DAY

**On this Father's Day,
reward your dad with the
gift he deserves.**

**MAKE A BEAUTIFUL MEDAL WITH THE HELP
OF YOUR MOTHER AND GIVE IT TO YOUR
SUPER DAD TO MAKE HIM FEEL SPECIAL.**

This Yoga Day, embrace wellness by practicing a few yoga poses and recording yourself in action.





*Happy
Holidays*