

# VIVEKANAND PUBLIC SCHOOL

Session - 2025-2026

CLASS - I

SUMMER ASSIGNMENTS

THEME - LIFE ON LAND




# **Under the shade of trees and the song of birds, let's celebrate the wonders of life on land.**

**The summer break brings a world of joy – sunny days, green parks, buzzing bees, and gentle breezes. It's a time to explore the beauty of nature, to learn from the world around us, and to grow our love for plants, animals, and the Earth we live on.**

**To keep the spirit of learning alive, holiday homework has been designed to be fun, engaging, and full of discovery. Let's take a small step to understand how we can care for our land and all the living things that call it home.**



**Here are the guidelines:**

- Parents may assist, but children are encouraged to do the work on their own.**
- Keep your homework neat and label all subjects clearly.**
- Submission deadline: 8th July 2025**
- Let's make this vacation a journey of joy, learning, and love for our planet.**



**Submission Deadline - 8.07.25**





Let's Explore Life on Land!

**Instructions: Complete the following fun English activities to learn more about animals, plants, and nature around us. Use colorful drawings and simple sentences. Parents can help you read the instructions.**

**SUMMER**

## Materials Required:


A4 papers or a small notebook, Crayons or color pencils, Glue (optional), Leaves or small dry flowers (optional)

## Steps:

🐾 **Page 1: Cover Page**

**Title: My Nature Book**

**Write the student's name and decorate it with nature drawings.**



🌳 **Page 2: My Favourite Animal**

**Draw an animal (e.g., a tiger, elephant, rabbit).**

**Write one sentence: "I like the \_\_\_\_\_."**

**(Example: "I like the rabbit.")**

🌿 **Page 3: A Tree Near My House**

**Draw a tree (can be real or imaginary).**

**Write: "The tree gives us shade." or "The tree is big."**

# PROJECT WORK – LIFE ON LAND

**Page 4: Bugs and Insects**

**Draw a butterfly, ladybug, or ant.**

**Write: "The \_\_\_\_\_ lives on land."**

**(Example: "The ladybug lives on land.")**

🌸 **Page 5: I Can Help Nature**

**Draw yourself watering a plant or picking up trash.**

**Write: "I help by \_\_\_\_\_."**

**(Example: "I help by watering plants.")**



# ENGLISH - PHONIC SOUND FLASH CARD


Do the activity based on your Roll Number:

Make flash cards for Beginning Sounds (A-Z)

Use one picture and one word for each letter.

Example: A - Apple, B - Ball

Use colorful paper or cardboard.



# HINDI

**Roll no 1 to 16**

**A4 size sheet पर प्राकृतिक परिवार का चित्र बनाइए। जैसे:-  
सूरज - पिता , धरती - माता, पेड़ - भाई , फूल - बहन , जानवर - दोस्त।**

**Roll no 17 to 33**

**ज़मीन पर रहने वाले अपने प्रिय जानवर का चित्र बनाइए और उसका  
नाम लिखकर उसके बारे में दो पंक्तियाँ लिखिए।**




# भारत की ऋतुओं का एक सुंदर मॉडल बनाइए।



उदाहरण' के लिए




# Maths




## Counting and Addition with Nature:

Use images or real-life examples of trees, animals, or plants to create 5 counting and addition problems.

For instance, "If there are 3 trees and 2 more are planted, how many trees are there in total?"






## **MATHS**

**Prepare the following projects according to your roll number.**

- **Roll no. 1-08:- Make a number diary using Cardboard, beads and sketch pens.**
- **Roll no. 09-16:- Make a calendar showing days, date and months.**
- **Roll no. 17-24:- Make cutouts of numbers (1-10).**
- **Roll no. 25 Onwards:- Make a Weighing Machine (Balance).**



## **EVS – PROJECT WORK**

**Roll Numbers 1-15:**

- 1. Create a 3D forest scene showcasing various animals in their natural habitat.**
- 2. Design flashcards to learn about the five sense organs or parts of the human body.**

**Roll Numbers 16-30:**

- 1. Construct a simple model of a house using everyday materials.**
- 2. Create a poster illustrating the importance of helping others or practicing good habits.**



# FATHER'S DAY ACTIVITY

**SUNDAY – 15 JUNE**

**To celebrate your dad prepare a dish for your father.**

**You can take help of your mother. click pictures of the prepared dish and you along with your father and paste it on A4 size sheet and attach with the assignment worksheets.**



*“ Guided by dad's grounded for life ”*




# INTERNATIONAL YOGA DAY - 21 JUNE 2025

*Yoga: the journey of a lifetime. Stretch your body, calm your mind*



**ON THIS YOGA DAY,**

- 1. PRACTICE YOGA POSES**
- 2. CLICK YOUR PICTURES**
- 3. PREPARE A COLLAGE ON A3 SIZE SHEET OR IN A SCRAPBOOK**



*Summer holiday means the perfect time to recharge and refresh oneself.*



**Enjoy and learn!!**

**HAPPY HOLIDAYS**



**NOTE: A PDF OF WORKSHEETS IS PROVIDED ALONG WITH THIS PROJECT WORK. KINDLY COMPLETE IT AND UTILISE YOUR HOLIDAYS**

# ENGLISH

## A - AN

teachingk5

Name: \_\_\_\_\_

Date: \_\_\_\_\_

Fill in each blank with **a** or **an**.

1 **a** bear

2 \_\_\_\_\_ octopus

3 \_\_\_\_\_ zebra

4 \_\_\_\_\_ apple

5 \_\_\_\_\_ mango

6 \_\_\_\_\_ pineapple

7 \_\_\_\_\_ nose



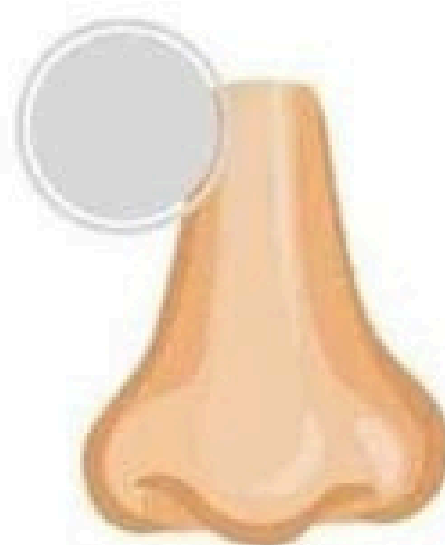

8 \_\_\_\_\_ leg

9 \_\_\_\_\_ ear

10 \_\_\_\_\_ boy

11 \_\_\_\_\_ uncle


12 \_\_\_\_\_ girl



# English

## Let's read and color


1. The sun is yellow.
2. I saw a blue bird in the sky.
3. The grass is green.
4. There is an owl on the fence.
5. The owl is orange and the fence is gray.
6. The flowers are red.



# HINDI

## आ की मात्रा

चित्रों को पहचानकर नाम बताओ और प्रत्येक को दो-दो बार लिखिए।



अनार

\_\_\_\_\_

\_\_\_\_\_



छाता



माला

\_\_\_\_\_

\_\_\_\_\_




गाजर



गमला

\_\_\_\_\_

\_\_\_\_\_




टमाटर



हाथ

\_\_\_\_\_

\_\_\_\_\_

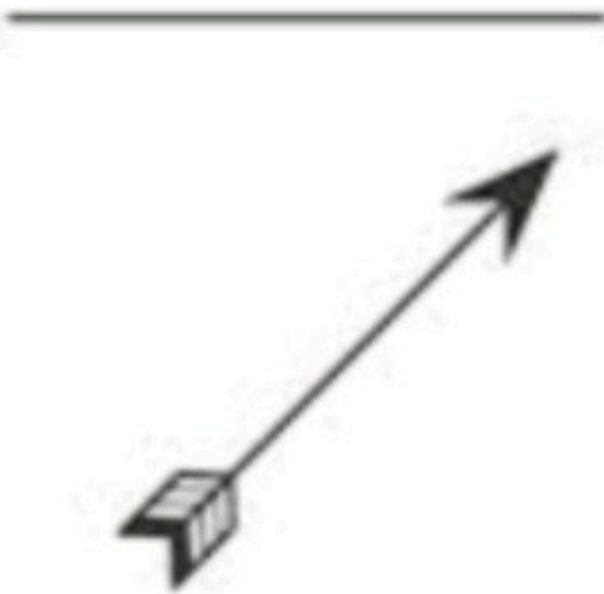



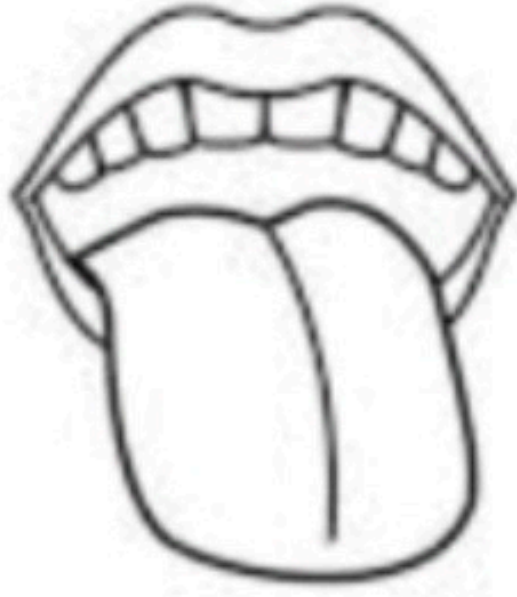


दरवाजा

## ‘ ी ’ की मात्रा का अभ्यास

न 1. चित्र देखकर शब्द लिखिए और रंग भरिए ।

मछली बकरी दीपक जीभ हाथी तीर



# Hindi

# MATHS

Solve the following worksheets in a separate notebook or take printout

Name: \_\_\_\_\_

**Missing Numbers**


**Directions:** Complete the hundred chart by filling in the missing numbers.

1			4	5		8		9	
11	12			15	16	17			20
	22	23		25		27		29	
31		33	34				38		40
41	42			45		47	48		
	52	53			56	57		59	
		63	64		66		68		70
71	72		74			77		79	
		83		85			88		
91		93	94		96			99	

© Copyright 2017 J. Eschardt (Fishrobbi)

# Maths

Name \_\_\_\_\_



WRITE THE MISSING NUMBERS

0-20

BEFORE

\_\_\_\_ 7

\_\_\_\_ 12

\_\_\_\_ 3

\_\_\_\_ 1

\_\_\_\_ 15

\_\_\_\_ 9

\_\_\_\_ 8

\_\_\_\_ 17

BETWEEN

2 \_\_\_\_ 4

6 \_\_\_\_ 8

7 \_\_\_\_ 9

10 \_\_\_\_ 12

12 \_\_\_\_ 14

15 \_\_\_\_ 17

11 \_\_\_\_ 13

8 \_\_\_\_ 10

AFTER

9 \_\_\_\_

5 \_\_\_\_

11 \_\_\_\_

12 \_\_\_\_

3 \_\_\_\_

1 \_\_\_\_

8 \_\_\_\_

15 \_\_\_\_

# EVS


Name: \_\_\_\_\_ Date: \_\_\_\_\_

## MY HOUSE

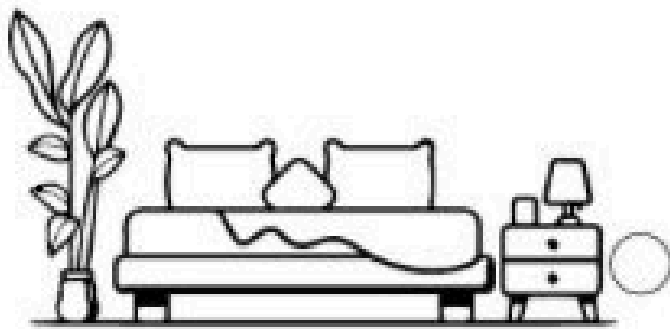
Match the picture and the word.



Garden



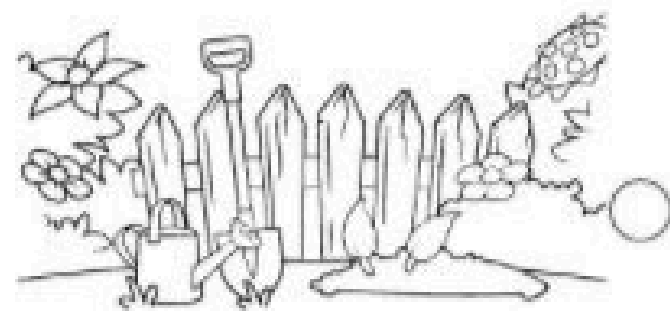
Kitchen




Dining Room



Bedroom

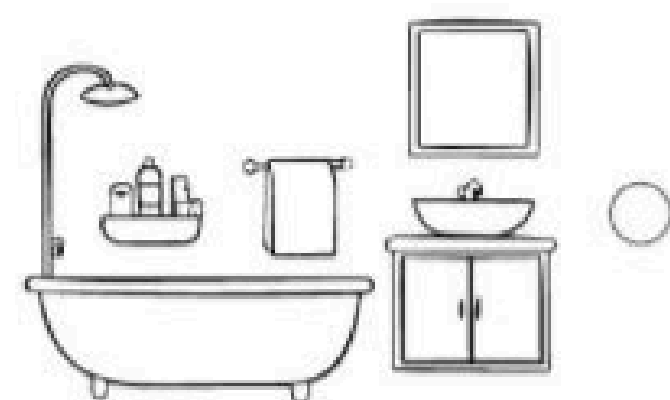


Garage



Living Room

Balcony



Bathroom



# EVS

Satyameva Jayate

Subject: EVS

## Lesson - My Sense Organs


Name \_\_\_\_\_ Grade I \_\_\_\_\_ Date \_\_\_\_\_

Q 1. Write True or False-

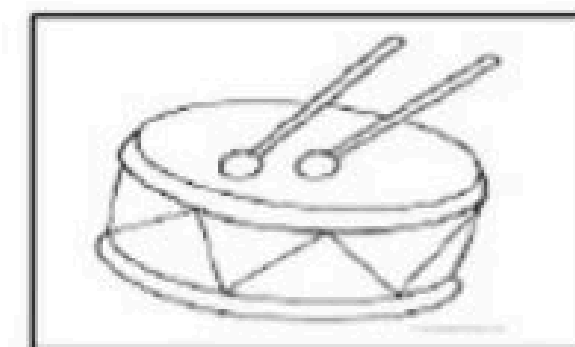


1. We taste the mango with our tongue. \_\_\_\_\_
2. I see the colourful kites with my ears. \_\_\_\_\_
3. We have five sense organs. \_\_\_\_\_
4. I hear the sound of doorbell with my nose. \_\_\_\_\_
5. I feel with my skin. \_\_\_\_\_

Q 2. Circle the odd one out-

1.



2.



3.

